ASX ANNOUNCEMENT

27 NOVEMBER 2026

2026 Annual General Meeting – Chair's Address and Presentation

Melbourne, Australia – Vitura Health Limited (ASX: VIT) (**Vitura** or the **Company**) is pleased to release the attached address to be delivered by Chair, Robert Iervasi, and slides to be presented by CEO, Justin James, and CFO, James Frayne, at today's Annual General Meeting.

** ENDS **

Authorised by

Authorised for release to the ASX by the Board of Vitura Health Limited.

Contact

Vitura Health Limited

Robert Iervasi
Chair
1300 799 491
info@vitura.com.au

Media enquiries

Dieter Lehmann
Nominis Communications
+61 427 672 995
dieter@nominis.me

About Vitura Health Limited (ASX: VIT)

- www.vitura.com.au
  Vitura Health Limited is diversified digital health business listed on the ASX (ASX: VIT) and, via its wholly owned subsidiaries, operates the following businesses:

- www.burleighheadscannabis.com
  Burleigh Heads Cannabis operates the market leading prescriber, patient, pharmacy, and supplier online ecosystem, Canview, which sells and distributes 430+ therapeutic product and device SKUs within Australia from roughly 60 international and domestic brands.

- www.canview.com.au
  Canview is being developed to be a complete end-to-end healthcare ecosystem designed to provide doctors, pharmacists, and patients with a simple and cost-effective way to facilitate the treatment of patients with increased efficiency and compliance. The Canview system is based on a medicines wholesaling platform which seamlessly brings together several disparate SAAS (software-as-a-service) providers including inventory control, invoicing, customer management, reporting and analytics, all linked together through customised integration from third party providers. Underpinning the suite of SAAS elements are several bespoke, internally generated operating procedures and intellectual property assets, supported by the Canview customer support and infield customer engagement teams. Through the integration of the different elements which together make up Canview, the platform provides the best user experience in the industry.

  Through the Company's relationships with third party integrators, Canview provides Australian doctors with the ability to integrate their patient management systems directly with the platform and to use their patient information to generate electronic prescriptions within the Canview platform, without the need to input the patient's details. Prescriptions are then sent directly to the Canview patient app where patients can manage their treatment and submit the prescription and subsequent repeats to one of the nearly 4,500 Australian pharmacies with accounts on Canview for dispensing.

While the Company's current operations focus on the sale and distribution of medicinal cannabis products, Vitura is fully licensed and equipped, via its two state-of-the-art distribution centres in Melbourne and the Gold Coast, to distribute all products under Schedules 2, 3, 4, 8 and 9. The establishment during the year of the Company's joint venture to distribute psychedelic products, including MDMA and Psilocybin, is a timely example of the many opportunities that the Company believes can be seamlessly integrated into its existing digital health platform business.

- www.doctorsondemand.com.au
  The Company owns Doctors on Demand Pty Ltd, a nationwide 24/7 x 365 telehealth platform business that provide innovative primary health solutions to hundreds of thousands of B2C and B2B patients annually. Services include general medical consults, urgent care, medical certificates, pathology referrals, specialist referrals, men's health, women's health, medicated weight loss and smoking cessation.

- www.cortexa.com.au
  The Company owns 50% of Cortexa Pty Ltd, an incorporated joint venture with Canadian-based PharmAla Biotech (CSE: MDMA). Cortexa aims to be the leading supplier of psychedelics, GMP MDMA and GMP psilocybin, for research and therapeutic use in Australia.

- www.cdaclinics.com.au
  The Company owns CDA Clinics that undertakes nationwide telehealth consultations with patients seeking access to medicinal cannabis.

- www.cannadoc.com.au
  The Company owns 75.5% of Cannadoc Health Pty Ltd, a medicinal cannabis clinic business that undertakes nationwide telehealth consultations with patients seeking access to medicinal cannabis.

Chair's Address

FY26 was undoubtably a challenging but important year for Vitura. It's been well documented that market conditions across the whole medical cannabis sector, both in Australia and abroad, continued to prove demanding. With medical cannabis being our core business, the Company's financial performance ultimately did not meet the expectations of the Board, management or our shareholders.

Having said that, FY26 was also a year of important transition for Vitura. We made a series of deliberate decisions to reset parts of the business, streamline our cost base and sharpen our strategic focus so that future growth is of higher quality and more sustainable. Our Canview distribution and ordering platform increased unit volumes to exceed FY25 revenue, and we deepened relationships with pharmacies, prescribers and suppliers. Our virtual care platforms and specialty clinic businesses expanded their reach and capability, and we saw encouraging growth in adjacent areas such as therapeutic nicotine vaping products and psychedelic medicines. We believe these operational achievements have provided a solid foundation from which to improve returns in the future.

The recruitment of our CEO Justin James and his reshaping of the leadership team was also a key development. Justin brings a strong track record of building disciplined, customer-focused health businesses. In his first few months, he's moved quickly to simplify the organisation, clarify strategy and accountability, and embedded a more rigorous approach to capital allocation and cost management.

The Board's clear priority for FY27 is execution, measurable improvement and a return to profitability. Following the leadership, structural and strategic changes implemented during FY26 and early FY27, Vitura is focused on disciplined delivery across its core businesses to improve earnings quality and create a stronger platform for future growth.

On behalf of the Board, I'd like to thank our shareholders for their ongoing support and patience. I'd also like to thank our people, clinicians and partners for their commitment during a period of considerable change. The year ahead is about delivering improved performance, restoring profitability and generating long-term value for shareholders.

2026 Annual General Meeting and Company Update

FRIDAY, 27 NOVEMBER 2026



Disclaimer applying to this presentation

The following disclaimer applies to this presentation **(Presentation)**

You are therefore advised to read this disclaimer carefully before reading or making any other use of this Presentation or any information contained in this Presentation. This Presentation has been prepared by Vitura Health Limited (**Vitura** or **Company**).

Not investment advice

The information contained in this Presentation is not investment or financial product advice or any recommendation to acquire Shares. This Presentation does not and will not form any part of any contract for the acquisition of Shares. Each recipient of this Presentation should make its own enquiries and investigations regarding all information in this Presentation.

Future performance

This Presentation contains forward looking statements and comments about future events, including Vitura's expectations about the performance of its business. Forward looking statements can generally be identified by the use of forward-looking words such as, "expect", "anticipate", "likely", "intend", "should", "could", "may", "predict", "plan", "propose", "will", "believe", "forecast", "estimate", "target" and other similar expressions.

You are cautioned not to place undue reliance on any forward-looking statement. While due care and attention has been used in the preparation of forward-looking statements, forward looking statements, opinions and estimates provided in this Presentation are based on assumptions and contingencies which are subject to change without notice, as are statements about market and industry trends which are based on interpretations of current market conditions. Forward looking statements should not be relied upon as an indication or guarantee of future performance and may involve known and unknown risks, uncertainties and other factors, many of which are outside the control of Vitura.

A number of important factors could cause the actual conduct, results, performance or achievement of Vitura to differ materially from the plans, objectives, expectations, estimates and intentions expressed in such forward-looking statements. Actual results, performance or achievements may vary materially from any forward-looking statements and the assumptions on which statements are based. Vitura disclaims any intent or obligation to update publicly any forward-looking statements, whether as a result of new information, future events or results or otherwise.

The forward-looking statements are based on information available to Vitura as at the date of this Presentation. Except as required by law or regulation, Vitura undertakes no obligation to provide any additional or updated information whether as a result of new information, future events or results or otherwise.

Summary information

This Presentation contains summary information about Vitura and its activities which is current only as at the date of this Presentation. The information in this Presentation is of a general nature and does not purport to be complete nor does it contain all the information which a prospective investor may require in evaluating a possible investment in Vitura or that would be required in a prospectus or other disclosure document prepared in accordance with the requirements of *the Corporations Act 2001* (Cth.) (Corporations Act).

Certain market and industry data used in connection with this Presentation may have been obtained from research, surveys or studies conducted by third parties, including industry or general publications. Neither Vitura nor its representatives have independently verified any such market or industry data provided by third parties or industry or general publications and no representation or warranty, express or implied, is made as to its fairness, accuracy, correctness, completeness or adequacy.

Not an offer

This Presentation is not a prospectus or other disclosure document under the Corporations Act and will not be lodged with the Australian Securities and Investments Commission. This Presentation is for information purposes only and is not an invitation or offer of securities for subscription, purchase or sale in any jurisdiction.

Speakers



Robert Iervasi

Chair



Justin James

CEO



James Frayne

CFO

Agenda

- Chair’s Introduction and AGM Process
- Chair’s Address
- Company Overview and Strategic Plan
- FY2026 Financial Update
- FY2027 Outlook
- General Q&A
- Formal Business

Formal business and voting procedures

How to vote online

All resolutions will be decided on a poll

- When the poll is open, select the vote icon at the top of the screen.
- To vote, select either For, Against or Abstain.
- You will see a vote confirmation.
- To change or cancel your vote click on “click here to change your vote” at any time until the poll is closed.

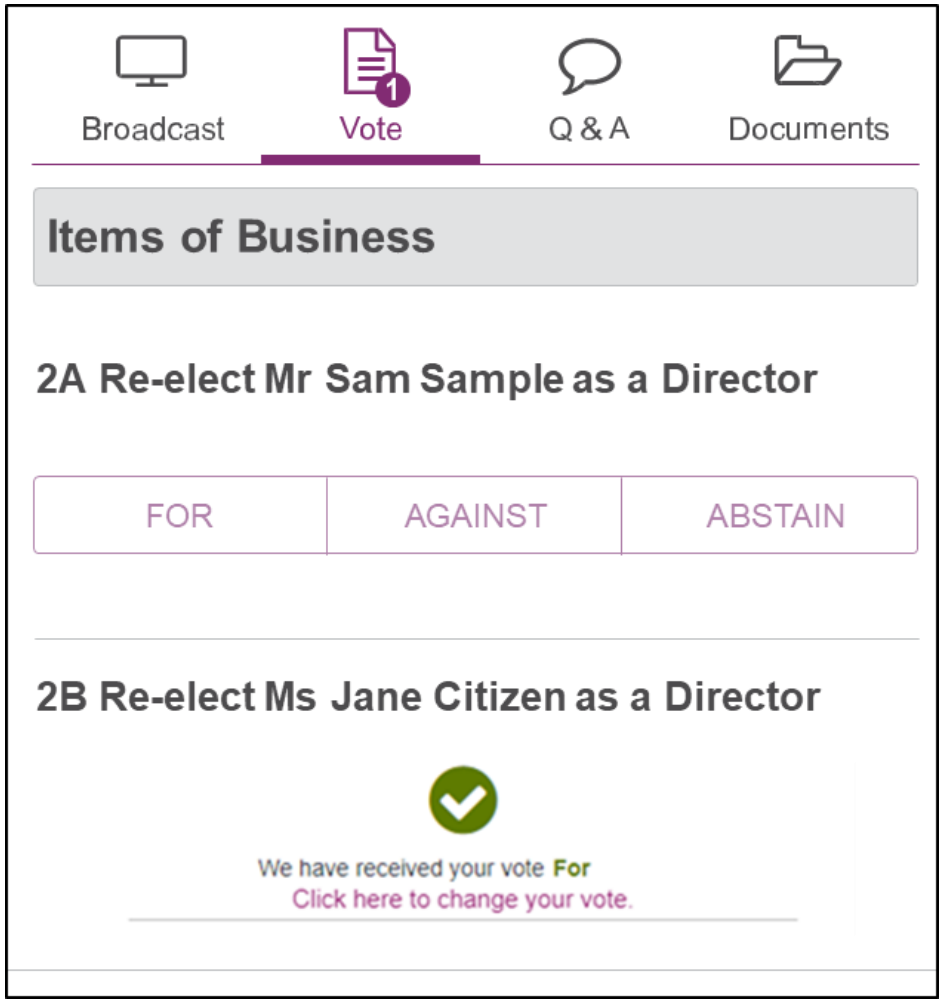

How to ask a question online

Questions can be verbal or submitted in writing

- To ask a question, select the Q&A icon.
- Select the topic that your question relates to from the drop-down list.
- Type your question in the text box and press the send button.
- To ask a verbal question, follow the instructions below the broadcast window.

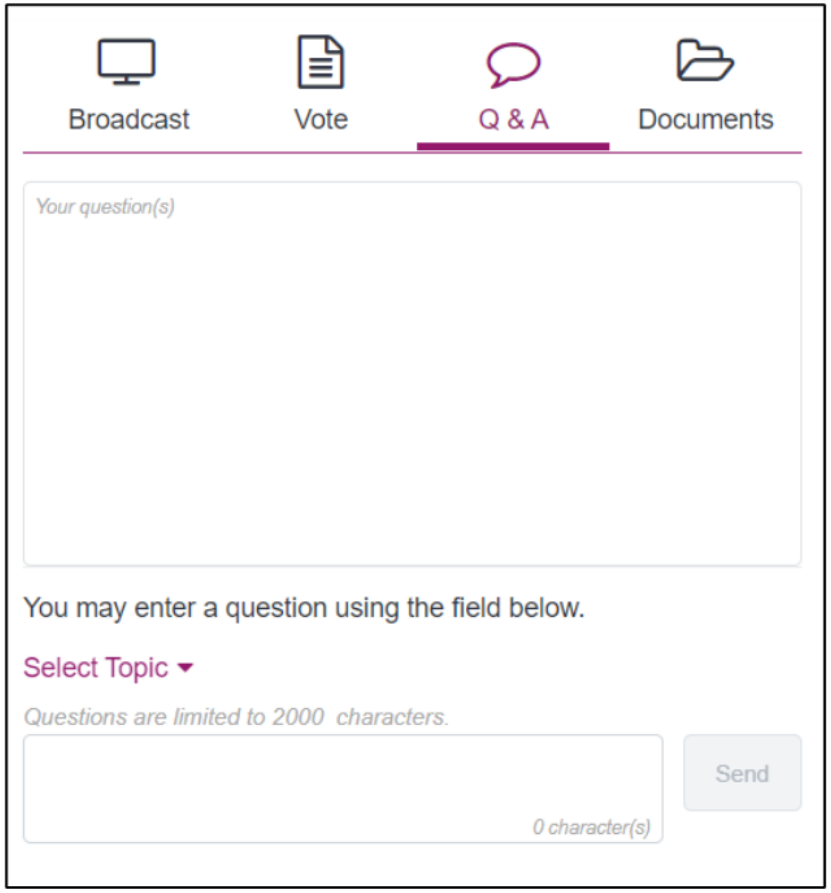

Voting is now declared open

Chair’s Address

FRIDAY, 27 NOVEMBER 2026



Company Overview

FRIDAY, 27 NOVEMBER 2026



Vitura’s unique digital health ecosystem

- Fully integrated end-to-end digital health platform.
- Distribution, logistics and route-to-market services for licensed wholesale supply of products including:
  - Medicinal Cannabis
  - Therapeutic Nicotine Vaping Products
  - MDMA and Psilocybin
- All managed via our centralised Canview platform.
- Of the total pharmacies that actively distribute medicinal cannabis in Australia, we distribute to 4 out of 5 of them.

Vitura captures value at multiple points, supporting sustainable business growth.

Vitura is built on real healthcare capability



Data relates to the cumulative, all-time totals through August 2026 with the following exceptions:
*Growth is measured as at August 2026 versus the prior comparative period.
^ For the period I July to August 30 2026.

Vitura’s operational segmentation

General Practice Clinic

Doctors on Demand

Specialty Clinics

candor

Releaf

Distribution

BHC
EST. 2016

CORTEXA

Marketplace

canview

FY2026 Financial Update

Full-Year FY2026 revenue

Total revenue for FY2026 of $131.2M - UP 5.7% YOY

- Sales and distribution: **$100.4M – UP 4.2% YOY**
- Clinics and services: $30.8M – UP 11.3% YOY

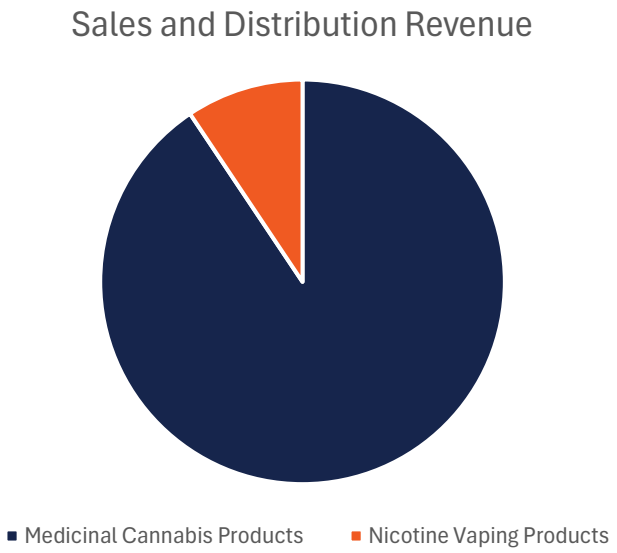

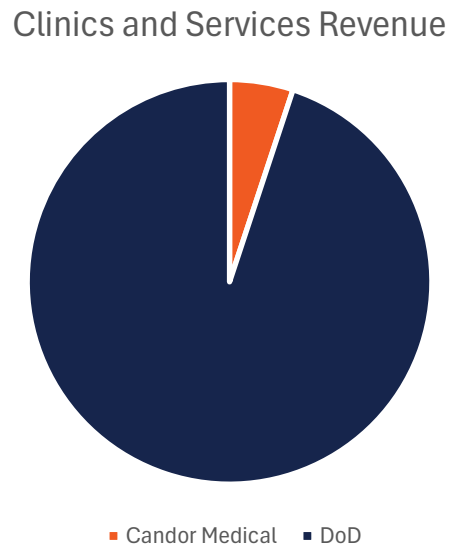

Full-Year FY2026 financial Results | Revenue Growth

Key points

- Burleigh Heads Cannabis (BHC) sold a total of 1.133 million units of MC and NVP products via the Canview platform – UP 17% vs PCP.
- NVP revenue more than doubled YOY to $11.5M.
- However, margins (particularly on MC) were compressed due to competition and price discounting, impacting gross profit.

Full-Year FY2026 Financial Results | Revenue Growth

Key points

- Doctors on Demand growth
  - 13% growth in revenue compared to PCP.
  - Total consultation numbers up 11% YOY to 420,000+.

- Candor adds to patient numbers / reduces waiting times
  - Added value by providing access to 15,000 more patients through a fully integrated digital platform.
  - Significantly reduced waiting times and improved overall patient care.
  - Cannadoc clinics now integrated under Candor – more modern and consistent patient experience under Specialty Clinics banner.

- Releaf consultations increase
  - Re-engagement of Releaf's 30,000 patient base and recruitment of new doctors and staff has resulted in business growth.

Full-Year FY2026 Financial Results | Overall Summary

A$M	FY2026	FY2025
Operating revenue	**131.2**	**124.0**
Normalised EBITDA note	**3.0**	**8.9**
Net Profit/(Loss) After Tax (NPAT)	**(4.4)**	**3.1**
Normalised NPAT note	**0.1**	**3.9**
Normalised Earnings Per Share (cents) note	**0.02**	**0.64**
Operating cash flow	**(0.1)**	**2.7**
Gross Margin (%)	**21.69%**	**27.21%**

Note: Normalised for costs relating to impairment charges, redundancies, acquisition costs and other one-off expenses.

Vitura’s 3 Horizon Strategic Plan

Vitura’s journey, from reset to profitability

Fixing the foundations to build on them

1 WHERE WE WERE

Growth outpaced foundations

- Legacy systems and a complex ecosystem
- Platform performance under pressure
- Cost base out of step with the business

2 H1: THE RESET

Back to basics, with discipline

- A clear Horizon strategy built on three pillars
- Disciplined portfolio management, focused on high-value initiatives
- Simpler processes and operating model.

3 H1 WILL DELIVER

A return to profitability

- Profitable, with a more efficient cost base
- Platform performance improving for patients, pharmacies and suppliers
- A stronger foundation for sustainable growth

Vitura’s competitive advantage is our distribution scale, platforms and relationships

Platforms

Canview is industry leading as the platform for doctors and pharmacists to access, prescribe and order from the widest range of medical cannabis products online. Expanding into new modalities like NVP will amplify this edge.

Established national reach

Established supplier partnerships, a trusted pharmacy network, and recurring order volumes underpinned by our clinic footprint, clinical practitioner cohort, and recognised market brands, providing diversification and resilience across the Group.

Capabilities that take time to replicate

Distribution infrastructure and experience in MC and emerging therapies. Of the total pharmacies that actively distribute medicinal cannabis in Australia, we distribute to 4 out of 5 of them.

Vitura’s strategy on a page

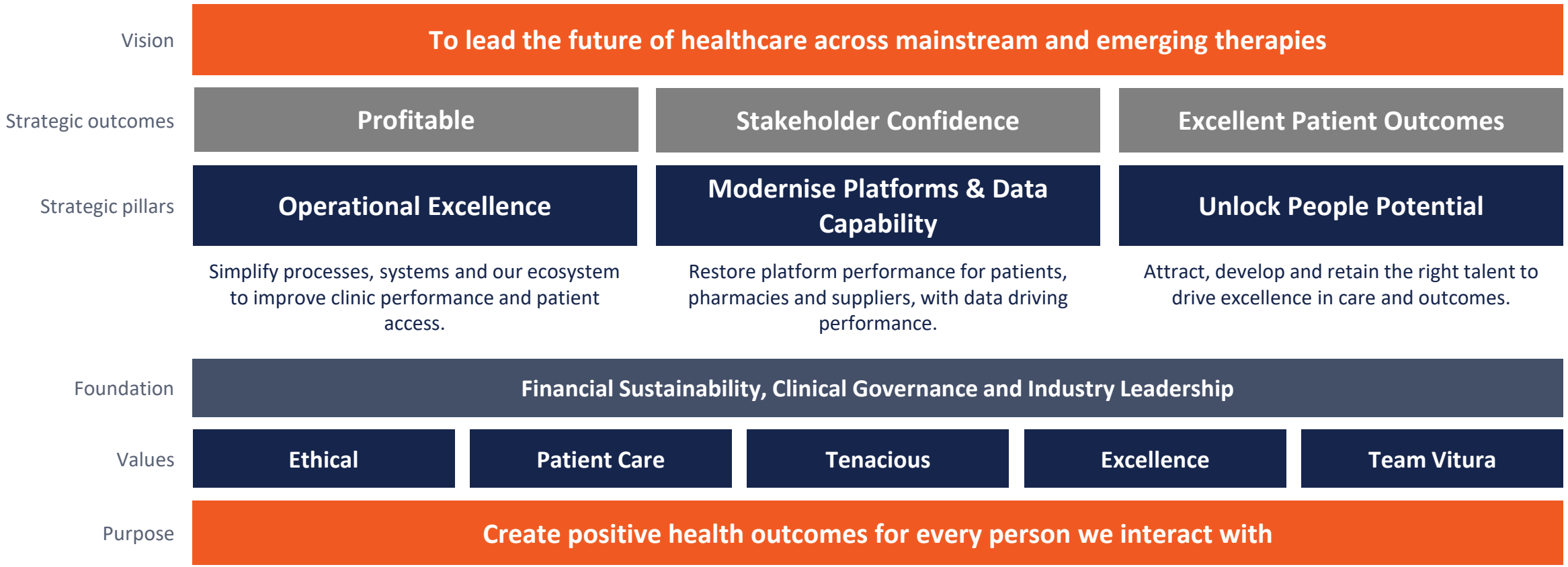

Horizon One underway, Q1 tracking strongly

	H1 initiative	Early progress
Protect and stablise MC margin	Strengthen supplier partnerships, lift clinic performance, grow direct-to-patient channels and get medicines to patients faster.	MC Margins stabilising; dispensing volumes up; contracting review underway.
Technology and AI	Modernise our platforms for scalable growth, adopt AI where it adds real value, and sharpen reporting for better decisions.	Platforms being enhanced; DoD infrastructure aligned to volumes.
Delivery	One enterprise roadmap linking strategy, investment and delivery, with disciplined focus on the highest-value initiatives.	Three Horizon Plan is established and Board-endorsed, and early delivery is on track.
Risk and security	A proactive risk culture, secure and resilient systems, and strong clinical governance for safe, high-quality patient care.	Consistent clinical governance framework is being embedded across the group.
People and leadership	A high-trust, high-performance culture, stronger leadership capability and ongoing investment in our people.	New executive team embedded. Board renewal underway.

FY2027 Progress

An encouraging start to FY2027:

Q1 FY2027 Key Highlights*:

- Revenue: Up $1.7 million, or 4.8% vs PCP;
- EBITDA: Up $1.01 million, or 197.5% vs PCP; and
- Operational Expenditure: Down $685,000, or -9.5% vs PCP.

* Revenue, EBITDA and OPEX numbers are unaudited at this stage.

Horizon 2 and 3

HORIZON 2

Accelerate growth

STRATEGIC INTENT

Scale the bets that are showing prospects of success. Leverage the platforms, partnerships & healthcare capabilities already in motion and turn into scalable growth.

BUILDING BLOCKS

- Develop and iterate Canview to be the leading platform in emerging therapies.
- Expand care into new modalities: Realise cross-sell opportunities across the patient ecosystem
- Invest in Emerging Therapies to capture a broader patient base. Adjacent services: expand where patient demand and commercial logic are proven.

HORIZON 3

Future options

STRATEGIC INTENT

Extend proven capability into new areas of healthcare where Vitura has a credible right to win.

AREAS FOR EXPLORATION

- Distribution: Implement the future model once requirements and investment are clear
- New platforms: Explore opportunities beyond our existing model
- New capabilities: Define the clinical, technology and operational requirements to scale

FY2027 Outlook

Doctors on Demand

Impact of Bupa exit

- Bupa's exit was provided for in the FY27 budget.
- International customers ceased in October 2026 with domestic customers finishing in January 2027.
- The cost base of the DoD business unit has been rationalised to reflect Bupa's exit.
- DoD will continue to provide an earnings contribution to the group once Bupa is fully exited.

FY27 Guidance

- A pleasing start but plenty to do.
- Industry pressures, intense competition and regulatory headwinds remain.
- Q1FY27 trading is ahead of internal expectations, and we continue to expect FY27 to be significantly improved on FY26.
- FY27 will focus on operating efficiency and margin improvement to ensure a return to profitability.
- The business has highlighted five performance metrics of which all are expected to show improvement for FY27 (see next slide).

FY27 Guidance[1]: All five metrics expected to improve on FY26

Gross margin	Free cash flow	Earnings Per Share (EPS)	Management Expense Ratio (MER)	Normalised EBITDA
FY26 actual	FY26 actual	FY26 actual	FY26 actual	FY26 actual
21.69%	**($3.0m)**	**(0.66) cents**	**20.3%**	**$3.0m**
FY27 guidance	FY27 guidance	FY27 guidance	FY27 guidance	FY27 guidance
+1.5 to 3.0 pts	**+$3m to $5m**	**+0.6 to 0.8 cents**	**-0.5 to -0.1 pts**	**+50% to 60%**
Gross margin uplift	**Cash flow uplift**	**EPS uplift**	**MER reduction**	**Normalised EBITDA uplift**

[1] FY27 Guidance is based on expected improvements from FY26 as the comparison period

General Q&A

FY2027 Formal Business

Consideration of Financial Statements and Reports

To receive the Financial Report, the Directors' Report and the Auditor's Report for the year ended 30 June 2026.

Note: This item of business is for discussion only and is not a resolution. No vote is required.

Resolution 1

Adoption of the Remuneration Report

To consider and, if thought fit, to pass the following as an **ordinary resolution**:

That, pursuant to and in accordance with section 250R(2) of the Corporations Act and for all other purposes, approval is given by the Shareholders for the adoption of the Remuneration Report section of the Directors' Report for Vitura Health Limited for the year ended 30 June 2026 on the terms and conditions in the Explanatory Statement.

Note: A Voting Prohibition Statement applies – refer page 2 of the Notice of Annual General Meeting. The vote on Resolution 1 is advisory only and does not bind the Directors or Vitura Health Limited.

Proxy Results				
	For	Against	Proxy's Discretion	Abstain
Number of eligible votes cast	297,036,422	1,658,910	142,257	119,878,998
Percentage of eligible votes cast	99.40%	0.55%	0.05%	-

Resolution 2

Re-election of Daniel Birch as Director

To consider and, if thought fit, to pass the following as an **ordinary resolution:**

That, pursuant to and in accordance with clause 41.3 of the Constitution and for all other purposes, Daniel Birch, being eligible, is re-elected as a Director of the Company.

Proxy Results				
	For	Against	Proxy's Discretion	Abstain
Number of eligible votes cast	416,571,763	201,398	147,257	6,790,667
Percentage of eligible votes cast	99.91%	0.05%	0.04%	-

Resolution 4

Renewal of Proportional Takeover Provision In Constitution

To consider and, if thought fit, to pass the following as a **special resolution:**

That, approval be given for the proportional takeover provisions contained in clause 21 of the Constitution of the Company to be renewed for a three-year period from the date of the 2026 Annual General Meeting, as detailed in the Explanatory Statement.

Proxy Results				
	For	Against	Proxy's Discretion	Abstain
Number of eligible votes cast	418,435,409	137,334	142,257	4,996,085
Percentage of eligible votes cast	99.94%	0.03%	0.03%	-

Poll and close of formal business

Thank you for your attendance