AXIANT
RESOURCES

UNLOCKING THE PINE CREEK GOLDFIELD

Exploring a drill-confirmed shallow gold system and district-scale exploration portfolio in the Pine Creek Orogen, N.T.

AGM UPDATE | NOVEMBER 2026

ASX CODE

ASX : AXR

JURISDICTION

NORTHERN TERRITORY, AUSTRALIA



FORWARD LOOKING STATEMENTS AND DISCLAIMER

- **Nature of Document**: Information in this presentation remains subject to change without notice. The Company has no responsibility or obligation to inform you of any matter arising or coming to its notice, after the date of this document, which may affect any matter referred to in this document, other than as required by the ASX Listing Rules and the Corporations Act 2001 (Cth) (Corporations Act). By receiving this document, you acknowledge and represent to the Company that you have read, understood and accepted the terms of this disclaimer. It is the responsibility of all recipients of this document to obtain all necessary approvals to receive this presentation and receipt of the presentation will be taken by the Company to constitute a representation and warranty that all relevant approvals have been obtained. This presentation has been released to ASX and is available at www.asx.com.au.
- **Forward looking statements**: This presentation contains forward-looking information about the Company and its operations, including statements about the Company's proposed exploration programs, the timing and expected outcomes of those programs, and the potential for the future estimation of a Mineral Resource. In certain cases, forward-looking information may be identified by such terms as "anticipates", "believes", "should", "could", "estimates", "target", "likely", "plan", "expects", "may", "intend", "shall", "will", "forecast", "potential", "propose", or "would". These statements are based on information currently available to the Company and the Company provides no assurance that actual results will meet management's expectations. Forward-looking statements are subject to risk factors associated with the Company's business, including exploration risk, commodity price and exchange rate movements, funding risk, tenement, native title, heritage and environmental approval risk, operational risk, and weather and access risk, and the risk factors set out in Section 8 of the Prospectus, many of which are beyond the control of the Company. It is believed that the expectations reflected in these statements are reasonable, but they may be affected by a variety of variables and changes in underlying assumptions which could cause actual results or trends to differ materially from those expressed or implied in such statements. There can be no assurance that actual outcomes will not differ materially from these statements. Some of the underlying assumptions in this presentation are based on information which has not been independently verified. Recipients are cautioned not to place undue reliance on forward looking statements. Subject to its continuous disclosure obligations, the Company disclaims any obligation to update or revise any forward looking statement.
- **Not an offer**: This presentation and its contents are not an invitation, offer, solicitation or recommendation with respect to the purchase or sale of any securities in the Company in any jurisdiction and must not be distributed, transmitted, or viewed by any person in any jurisdiction where the distribution, transmission or viewing of this document would be unlawful under the securities or other laws of that or any other jurisdiction. This presentation is not a prospectus, product disclosure statement or any other offering document under Australian law (and has not been and will not be lodged with the Australian Securities and Investments Commission) or any other law. This presentation has been prepared for publication in Australia and may not be released to US wire services or distributed in the United States. This presentation does not constitute an offer to sell, or a solicitation of an offer to buy, securities in the United States or any other jurisdiction. Any securities described in this presentation have not been, and will not be, registered under the US Securities Act of 1933 (the "US Securities Act") and may not be offered or sold in the United States except in transactions exempt from, or not subject to, registration under the US Securities Act and applicable US state securities laws. The distribution of this presentation (including any electronic copy of this presentation) in the United States and elsewhere outside Australia may be restricted by law. Persons who come into possession of this presentation should observe any such restrictions, as any non-compliance could contravene applicable securities law.
- **Disclaimer**: No representation or warranty, express or implied, is made by the Company that the material contained in this presentation will be achieved or proved correct. Except for statutory liability which cannot be excluded, each of the Company, its related bodies corporate, its directors, officers, employees, advisers and agents expressly disclaims any responsibility for the accuracy, fairness, sufficiency, currency, reliability or completeness of the material contained in this presentation and excludes all liability whatsoever (including in negligence) for any loss or damage which may be suffered by any person as a consequence of any information in this presentation or any error or omission therefrom. The Company will not update or keep current the information contained in this presentation or to correct any inaccuracy or omission which may become apparent, or to furnish any person with any further information, other than as required by the ASX Listing Rules and the Corporations Act. Any opinions expressed in the presentation are subject to change without notice.
- **Not financial product advice**: Neither the Company nor any of its related bodies corporate is licensed to provide financial product advice in respect of the Company's securities or any other financial products. You should not act or refrain from acting in reliance on this presentation. Nothing contained in this presentation constitutes financial product, investment, legal, tax or other advice. This presentation does not take into account the individual investment objectives, financial situation and particular needs of any recipient. Before making a decision to invest in the Company at any time, you should conduct, with the assistance of your broker or other financial or professional adviser, your own investigation in light of your particular investment needs, objectives and financial circumstances and perform your own analysis of the Company before making any investment decision.
- **Previous disclosure**: The exploration results referred to in this presentation were previously reported by the Company in its ASX announcements as referenced. The Company confirms that it is not aware of any new information or data that materially affects the information included in those announcements, and that all material assumptions and technical parameters underpinning that information continue to apply and have not materially changed.
- **Authorisation**: This presentation has been authorised for release to ASX by the board of the Company.

INVESTMENT HIGHLIGHTS | AXIANT

01

Drill-confirmed shallow gold system

Gold-in-soil anomaly of ~4.5km length at Mt Shoobridge, confirmed by drilling. Highly prospective and underexplored – less than 20% tested, open at depth and along strike.

02

District-scale exploration upside

Axiant holds >800km^2 of underexplored Pine Creek tenure. The Pine Creek region has +22Moz total known gold endowment.(1)

03

Proven, highly active Pine Creek address

Mt Shoobridge is strategically positioned with a neighbouring mine, processing plants and key infrastructure nearby.

04

Clear targets and drilling pipeline

IP Survey undertaken and partial drilling completed at flagship Mt Shoobridge Prospect. Total of ~4,000m diamond and ~10,000m RC drilling planned.(2)

05

Highly leveraged to drill success

Enterprise value of only $2.4m(3) provides significant leverage to growth via targeted exploration success.

NOTES

1. *Resourcing the Territory: www.resourcingtheterritory.nt.gov.au/minerals/mineral-commodities/gold*
2. *Work program started in November 2026 and to be completed in 2027*
3. *Enterprise value calculated on an Undiluted basis (see also slide 5 Capital Structure)*

THE PINE CREEK OROGEN

Home to confirmed multi million-ounce gold deposits.

Agnico Eagle (world's 3rd largest gold miner) holds a combined 3.0 Moz Au of Mineral Resources[1] across its adjacent Pine Creek projects. They are actively exploring and targeting drilling of 48,600 metres in 2026.[2]

Axiant has a similar style geological system, a large tenure footprint and a focus on gold.

Tier 1 jurisdiction: Northern Territory, infrastructure-rich corridor including emerging processing options

JURISDICTION
NT Supportive, Infrastructure Excellent

GEOLOGICAL SETTING
>1Moz Deposits

ACTIVE PROVINCE
Majors and Juniors Active

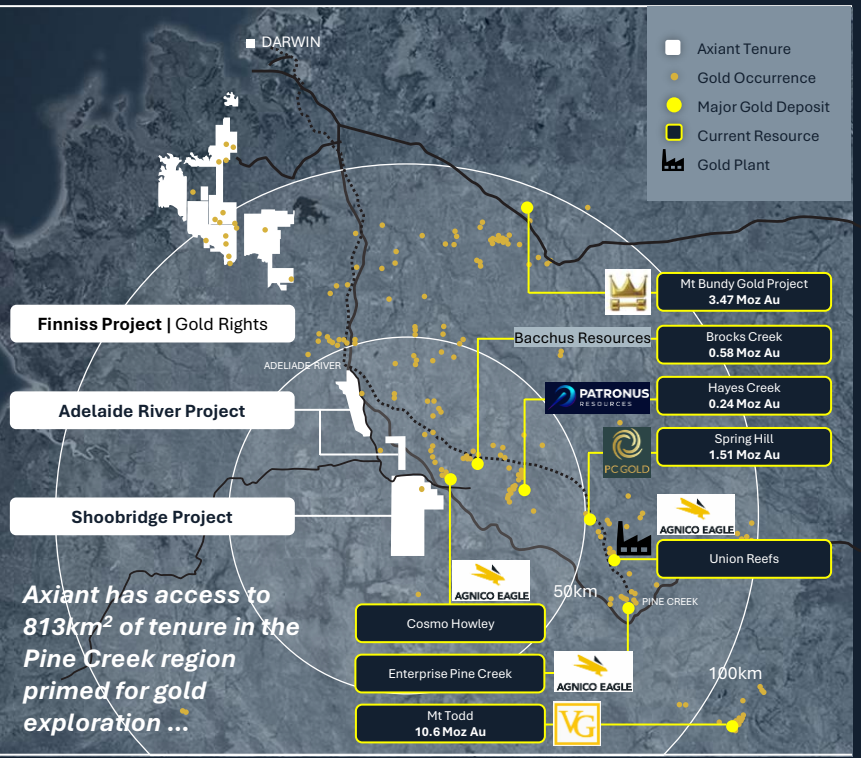

NOTES

1. Agnico Eagle year-end 2025 Mineral Reserves & Resources release, 12 February 2026; combined Pine Creek/NT Mineral Resource (M&I 1.46 Moz + Inferred 1.51 Moz), effective 31 December 2025. Inclusive of Maud Creek.
2. *https://www.agnicoeagle.com/English/news-and-media/news-releases/news-details/2026/AGNICO-EAGLE-PROVIDES-AN-UPDATE-ON-2025-EXPLORATION-RESULTS-AND-2026-EXPLORATION-PLANS---YEAR-OVER-YEAR-MINERAL-RESERVES-INCREASE-2-TO-55-4-MOZ-INDICATED-MINERAL-RESOURCES-INCREASE-10-TO-47-1-MOZ-AND-INFERRED-MINERAL-RESOURCES-INCREASE-15-TO-41-8-MOZ/default.aspx*

LEADERSHIP | BOARD OF DIRECTORS AND CAPITAL STRUCTURE

Proven track record in discovery, capital markets and resource company management.



Greg English | Non-Executive Chairman

Extensive Chair experience

Co-founder and former Chair of Core Lithium – oversaw its growth from junior explorer to lithium producer over 16 years. Executive Chair of Archer Materials and Lincoln Minerals. Deep capital markets and corporate strategy expertise.



Michael Fechner | Managing Director and CEO

25 years in Exploration

Exploration geologist with 25+ years of global experience across gold, lithium, mineral sands and rare earths. Former Head of Exploration at Core Lithium and Iluka Resources. Extensive commercial exploration experience.



Peter Bewick | Non-Executive Director

2025 AMEC Prospector of the Year

Senior WMC roles across St Ives and Kambalda gold and nickel operations. Managing Director of Hamelin Gold, Non-Executive Director of Encounter Resources.



Dan Travers | CFO & Company Secretary

20 years in Resources

Fellow of the ACCA with 30 years' accounting experience, including 20 years supporting listed and unlisted resources companies. Financial management, governance, ASX compliance and reporting.

Capital Structure

ASX code	**AXR**
Shares on issue	**60.0m**
Options	**5.1m**
Performance rights	**20.0m**
Market capitalisation[1]	**$8.7m**
Cash (at 30 September 2026)	**$6.1m**
Enterprise value[1]	**$2.6m**

Substantial Shareholders

Core Lithium Ltd	**33.3%**

*Top 20 holds **52.7%***

NOTES

1. *Calculated on an undiluted basis at share price of $0.145 per share (last close price on 25 November 2026)*

SHOOBRIDGE PROJECT | IP SURVEY COMPLETED

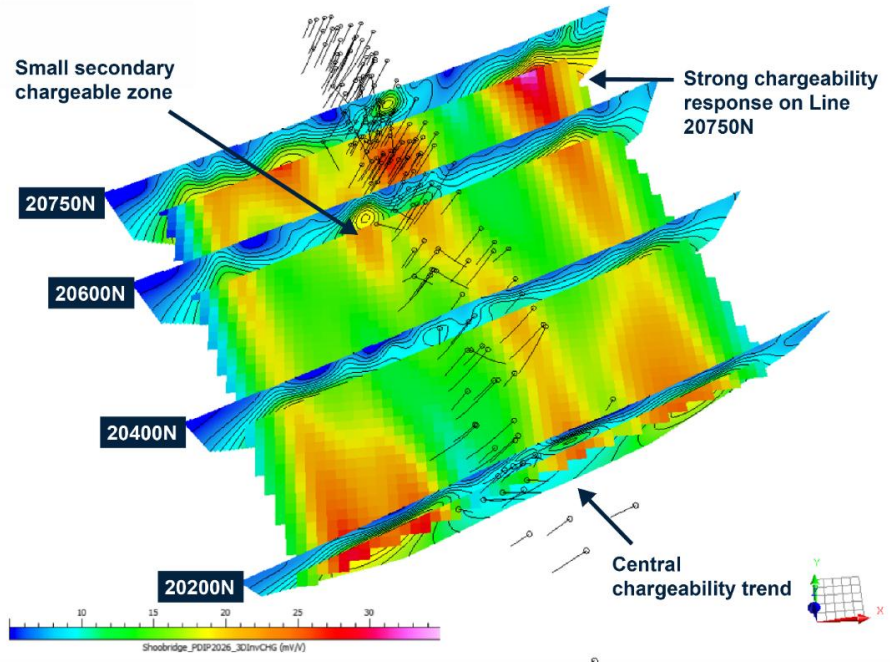

Depth slice at 100m through the 3D chargeability inversion model, the 2D chargeability sections and indicative location of past drilling.

PRIORITY TARGETS

IP SURVEY

- Gradient array (GAIP) and pole-dipole (PDIP) induced polarisation (IP) surveys completed September / October
- GAIP results define a continuous central low-resistivity, elevated-chargeability trend located along the main Shoobridge gold mineralised shear structure
- Supports continuity of geology at depth

Drilling Targets

- Central conductor at depth – beyond historical drill depths (>150m)
- Eastern and Western flanks of the central conductor
- New deep western and eastern chargeability zones

NOTES

1. *Independent Technical Assessment Report (Snowden Optiro, See ASX release 31 August 2026)*

SHOOBRIDGE PROJECT | DRILLING TARGETS

Mt Shoobridge Prospect

Drill confirmed shallow gold system

Gold in soil anomaly over 4.5km

Only 800m tested by RC drilling to max. 150m depth(1)

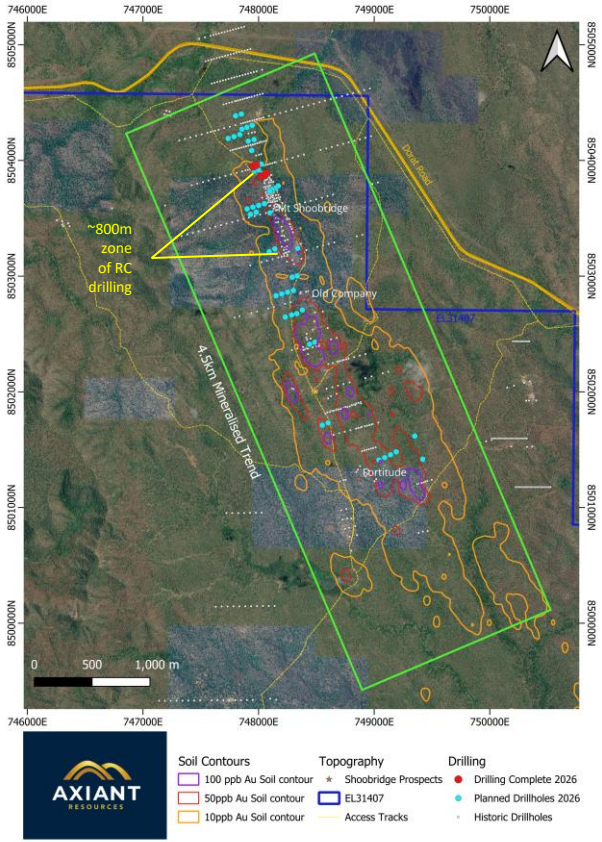

Initial Planned Drilling

Approx. 4,000m of RC drilling(1) to test:

1. Extensions of gold mineralisation at depth and along strike through step-out holes
2. Central conductor at depth beneath existing drilling and an untested discrete secondary chargeable zone (2)
3. Televiewer surveys completed to assist structural interpretation (results awaited)

Drilling Completed

5 RC holes for 536 m completed(3)

- Drilling commenced at north end of 800m previously drilled zone(4)
- Drilling was progressing to the north
- Program halted by rapid onset of wet season
- Residual RC drilling deferred to 2027

NOTES

1. *Independent Technical Assessment Report (Snowden Optiro, See ASX release 31 August 2026)*
2. *RC Drilling Commences at Shoobridge Gold Project, See ASX release 9 November 2026*
3. *IP Surveys Refine Drilling Targets, Drilling to Commence, See ASX release 20 October 2026*
4. *Shoobridge Drilling Program Update, See ASX release 16 November 2026*

SHOOBRIDGE PROJECT | FURTHER REGIONAL GROWTH TARGETS

Exploration is planned to include prospect-scale drilling at Mt Shoobridge with regional corridor-scale testing in parallel.

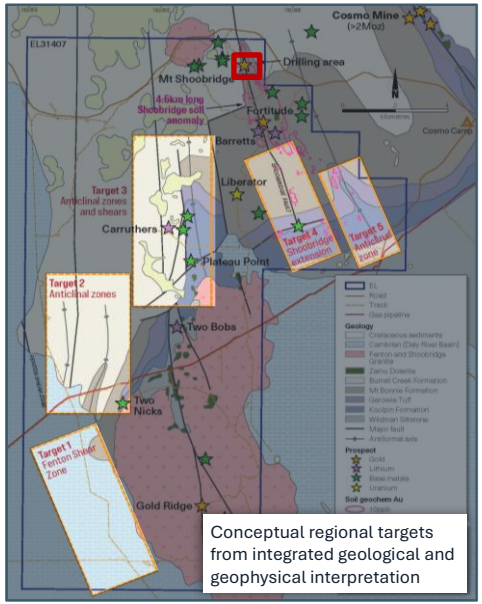

Conceptual regional targets from integrated geological and geophysical interpretation

EXPLORATION MODEL

Regional-Scale Structural Targets

Several large features identified to target the best prospects first

High Grade Gold Potential

Exploration to target structural features more likely to host high gold grades

Additional Prospects Yet To Be Tested

Fenton Shear zone, Mt Shoobridge South and more anticline targets remaining

TO BE TESTED	MT SHOOBRIDGE PROSPECT	REGIONAL TARGETS	TARGETED DRILL TESTING
	4.5 km	REPEATED	LIMITED

NOTES

1. *Independent Technical Assessment Report (Snowden Optiro, See AXR ASX release 31 August 2026)*

FINNISS PROJECT | A POTENTIAL GOLD DISCOVERY IN A LI DATASET

Large geochemical corridors, multiple vein-hosted prospects and low-cost opportunity to assay more than 10 years of lithium focused drill samples for gold.

AXIANT GOLD RIGHTS AT 9 FINNISS EXPLORATION LICENCES

PROJECT FOOTPRINT

575km^2

SURFACE SAMPLES ASSAYED Au

<20%[1]

DRILL SAMPLES ASSAYED Au

<3%[1]

FINNISS TARGETS

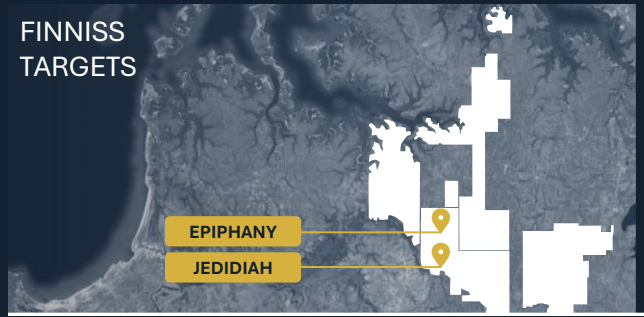

JEDIDIAH

>3.4 km strike; up to ~300 m wide. Strong Au–As association interpreted. Planned for drilling in 2027.

EPIPHANY

At least ~3.3 km strike; up to ~800 m wide. Au–As–Sb–Bi association interpreted. Planned for drilling in 2027.

NOTES

1. *Independent Technical Assessment Report (Snowden Optiro, See AXR ASX release 31 August 2026)*

KEY ACTIVITY AND EXPLORATION NEWSFLOW PIPELINE

SEP 2026

Shoobridge
Field reconnaissance and logistics for targeted geophysics

SEP–OCT 2026

Shoobridge
Targeted Gravity Assisted Induced Polarisation Survey

Q4 2026

Shoobridge
Initiate RC drilling - 5 holes for 536 m completed(1)

Q4 2026 / Q1 2027

Shoobridge
Initial drilling assay results expected

Q4 2026 / Q1 2027

Other Projects
Strategic, technical and commercial assessment of S.A. tenure, Albarta and Jervois Projects.

Q1-Q2 2027

Finniss & Shoobridge
Re-Assay, drill targeting / permitting work program for 2027

Q2-Q3 2027

Shoobridge
RC drilling continues (~10,000 m)

Finniss
Targeted RC drilling

Q2–Q4 2027

Shoobridge
Receipt of RC assays and geological modelling

Finniss
Receipt of RC assays and geological modelling

NOTES

1. *Drilling program deferred to 2027 field season due to rapid onset of the wet season preventing safe access to site.*



AXIANT
RESOURCES

Michael Fechner
Managing Director and CEO
admin@axiant.com.au

PINE CREEK OROGEN – NEIGHBOURING MINERAL RESOURCES

			MEASURED			INDICATED			INFERRED			TOTAL			
Ticker (Exchange)	Company	Project	Tonnes (Mt)	Grade (g/t)	Contained Au (koz)	Tonnes (Mt)	Grade (g/t)	Contained Au (koz)	Tonnes (Mt)	Grade (g/t)	Contained Au (koz)	Tonnes (Mt)	Grade (g/t)	Contained Au (koz)	Project Stage
PC2 (ASX)	PC Gold	Spring Hill	—	—	—	28.8	1.10	1,003	14. 7	1.1	510	**43.6**	**1.1**	**1,513**	PFS
VGZ (NYSE & TSX)	Vista Gold	Mt Todd	128.2	0.83	3,435	212.2	0.83	5,687	57.1	0.78	1,432	**397.5**	**0.82**	**10,554**	DFS
AEM (NYSE & TSX)	Agnico Eagle	NT portfolio — Open Pit	0.34	3.72	40	16.2	1.41	732	13.3	1.75	745	**29.8**	**1.57**	**1,517**	Care & maintenance
AEM (NYSE & TSX)	Agnico Eagle	NT portfolio — Underground	—	—	—	4.5	4.75	683	5.8	4.11	767	**10.3**	**4.53**	**1,450**	Care & maintenance
3788 (HKEX)	China Hanking	Mt Bundy [1]	—	—	—	—	—	—	—	—	—	**115**	**0.94**	**3,470**	DFS, Construction
PTN (ASX)	Patronus Resources	Hayes Creek	—	—	—	3.46	1.88	209	0.62	1.46	29	**4.08**	**1.81**	**238**	PFS
Private	Bacchus Resources	Brocks Creek [1]	—	—	—	—	—	—	—	—	—	**20.1**	**0.9**	**582**	DFS, Construction

NOTES

1. *Mineral Resource categorisation not publicly reported or available*

NEIGHBOURING MINERAL RESOURCES – SOURCE INFORMATION

Ticker	Company Name	Project	Source
ASX:PC2	PC Gold	Spring Hill	PC Gold's ASX announcement dated 21 July 2026, reporting an interim Mineral Resource Estimate of 43.6Mt @ 1.10 g/t Au for 1.51Moz at a 0.5 g/t cut-off (JORC-2012)
NYSE:VGZ	Vista Gold	Mt Todd	Vista Gold's news release dated July 2026, titled "Mt Todd Gold Project – Value Realization through disciplined execution – Corporate Presentation – page 14 and 15 Mineral Resource Estimate. www.vistagold.com
TSX:AEM	Agnico Eagle Mines	NT portfolio	Agnico Eagle's news release dated 12 February 2026, titled "Agnico Eagle Provides an Update on 2025 Exploration Results and 2026 Exploration Plans"; resources at 31 December 2025 (NI43-101, SEDAR+)
HKEX:3788	China Hanking Holdings	Mt Bundy	China Hanking's HKEX announcement dated 18 August 2025, reporting the updated Mt Bundy Definitive Feasibility Study and 3.01Moz Mineral Resource (JORC-2012)
ASX:PTN	Patronus Resources	Hayes Creek	Patronus Resources Limited Annual Report 2025, Hayes Creek Mineral Resource, page 43.
Private	Bacchus Resources	Brocks Creek	https://resourcingtheterritory.nt.gov.au/media/docs/rtt-reports/MiningDevelopmentsInTheNorthernTerritory.pdf (Resourcing the Territory: Mining developments in the Northern Territory July 2026)