Datadot Technology Limited | ACN 091 908 726
8 Ethel Avenue, Brookvale NSW 2100

ASX ANNOUNCEMENT
26 November 2026

2026 Annual General Meeting – CEO's Address and Presentation

Datadot Technology Limited (ASX: DDT) attaches, in accordance with ASX Listing Rule 3.13.3, the address to be delivered by the Managing Director and Chief Executive Officer, Mr Brad Kellas, and the accompanying presentation, at the Company's Annual General Meeting to be held today, Thursday 26 November 2026, commencing at 10:00am (Sydney time).

The address includes unaudited management results for the four months to 31 October 2026 and an update on PropertyVAULT's engagements with Tier 1 insurers.

The address should be read together with the presentation and the Company's FY26 Annual Report.

This announcement has been authorised for release by the Board of Datadot Technology Limited.

For further information, please contact:

Andrew Hunt
Company Secretary
(02) 8977 4900
a.hunt@datadotid.com

2026 Annual General Meeting

Chief Executive Officer's Address to Shareholders

Brad Kellas, Managing Director and Chief Executive Officer
Thursday 26 November 2026

Good morning, everyone, and thank you for joining DataDot Technology's 2026 Annual General Meeting.

I'm Brad Kellas, Managing Director and Chief Executive Officer. I'd like to acknowledge my fellow directors, Patrick Raper and David Lloyd. Andrew Hunt is our Company Secretary and leads our outsourced finance function through Lewis Finlay Accountants. Karen Bullard represents our auditor, AMW Audit.

FY26 was the first full year in which we could see what PropertyVAULT contributes alongside our established identification businesses. I'll start with the Group result, then explain where the growth came from and why we have used part of our cash reserves to secure future production.

Today's presentation should be read together with our FY26 Annual Report and our ASX announcements. The results for the year to 30 June 2026 are audited; trading results since 30 June are unaudited. We use EBITDA as a non-IFRS earnings measure, and actual outcomes may differ from the forward-looking statements I make today.

Building on our foundations

Three things stand out for me. We earned a higher margin on our sales. Cash flow from operations turned positive. And PropertyVAULT moved beyond the pilot stage with our first major insurer. Our task now is to turn that operating relationship into lasting business, and to make sure we can service growing volumes efficiently.

FY26 financial performance

For the year to 30 June 2026, revenue rose 14.1 per cent to $3.85 million. Our gross margin increased from 60.6 per cent to 65.0 per cent, so we kept more gross profit from each dollar of sales.

That improvement carried through to earnings. EBITDA rose nearly 56 per cent to $601,000, and profit before tax nearly tripled to $327,000.

The figure I would highlight is operating cash flow. In FY25 our operations used $191,000 in cash. In FY26 they generated $297,000 – a turnaround of $488,000.

Rolling 12-month performance

Each point on the rolling 12-month chart in the presentation covers a full 12 months of trading. In the 12 months to 31 October 2026, revenue reached $4.09 million, EBITDA was $732,000 and profit before tax was $462,000. Each was ahead of the result for the year to 30 June.

First four months of FY27

From July to October 2026, revenue was $1.45 million, up from $1.21 million in the same four months last year. EBITDA roughly doubled, from $129,000 to $260,000, and profit before tax rose from $35,000 to $170,000. These results are unaudited.

PropertyVAULT accounted for most of the revenue growth. Ordering in our product businesses has been uneven, so it is worth looking at each business separately.

PropertyVAULT

In its first full year of operations, PropertyVAULT generated $696,000 in revenue, up from $123,000 in FY25. It moved from a segment EBITDA loss of $236,000 to a positive contribution of $160,000 before corporate costs.

In the first four months of FY27, PropertyVAULT revenue was $447,000 and operating EBITDA was $190,000. That four-month earnings figure excludes interest and foreign exchange.

Behind those numbers is a change in how the service is used. Our first Tier 1 insurer now uses PropertyVAULT across its national portfolio, and a second Tier 1 insurer has agreed to an extended pilot.

PropertyVAULT: how it works and what comes next

PropertyVAULT is an intelligence-led recovery service. When an insurer notifies us of a stolen asset, our team carries out an initial review. We verify the asset and its details, confirm its status with police, and look for anything that needs closer attention before the claim goes further.

The asset is then made identifiable through the PropertyVAULT portal, where the public and our industry partners can check it. It stays under continuous monitoring while it remains outstanding. Information reaches us from a range of sources, including public reports, partners and police, and our investigators assess it and develop it into leads.

When a lead is confirmed, we work with police, the insurer and others involved to bring the matter to a resolution. That may be a recovery, an asset returned to the insurer for salvage and sale, or information that helps police with their own enquiries. Where our work raises concerns about a claim, we refer it to the insurer through the proper channels.

For the insurer, the value is not only in the assets we find. It is also in resolving matters sooner, reducing holding and storage costs, and having better information on each claim.

Our immediate priorities are to work towards a long-term arrangement with our first insurer, deliver the extended pilot with the second, and build capacity as volumes grow. Equipment hire, vehicle hire and asset finance are related markets we are exploring.

DataDotDNA

DataDotDNA remains our largest revenue contributor. It generated $2.85 million in FY26, down 2.5 per cent. Within that result, Europe, including the UK, grew 24 per cent to $1.6 million. Across the Group, royalties rose 10.4 per cent to $427,000.

Elsewhere, US tariffs weighed on automotive demand, Australian orders were lower and our new Asian distributor took longer to get going. FY25 Asian revenue also included initial licence fees from that distributor.

So far in FY27, product sales are below the same period last year, mainly because of lower UK orders. Ordering improved in October, and royalties have been steady.

DataTraceID

DataTraceID helps customers confirm that a material or product is genuine. Its identifier can be read by machine at high speed, which makes it practical to use on a production line or as goods move through a supply chain.

Revenue was $301,000, compared with $325,000 in FY25. Growth in Asia and Australia partly offset lower European revenue. One customer accounted for 56 per cent of segment revenue.

Our long-standing licences continue to provide recurring income. Product sales are below a strong prior period, and we expect the customer projects that began in FY26 to contribute over time.

Securing DataDotDNA raw materials

In early 2025, we learned that supply of a key raw material used to manufacture our DataDotDNA micro-identifiers would cease. The final delivery from that source is due in December 2026.

We ordered ahead to protect production. At our current rate of use, the order covers more than four years, which gives us time to finalise arrangements with new suppliers for production beyond that period.

The purchase is $1.3 million excluding GST and is funded from existing cash reserves. In effect, we are paying now for inventory we expect to use over several years.

Cash reserves and capital management

At 30 June 2026, we held $3.51 million in cash and financial assets. By 31 October, we had paid $1.01 million towards that inventory. Trading and other timing movements added a net $0.13 million, leaving $2.63 million on the same basis at 31 October.

The final payment of $0.43 million is due in December and will be met from existing cash. Both payment figures include GST.

The Group remains debt-free. For the Board, the balance is between protecting production, funding opportunities to grow and preserving the capacity to deliver long-term returns to shareholders.

FY27 strategic priorities

For FY27, our first priority is to turn the work already under way with insurers into sustainable, long-term revenue. We will also develop opportunities where the same recovery service can help other asset owners and financiers.

In our product businesses, we will support our established customers and distributors while we develop international sales. Across the Group, we will maintain close control of costs, of how much of our earnings convert to cash, and of the reserves available to us.

I’d like to thank our people for their work this year, my fellow directors for their support, and our shareholders for continuing to back the business.

That concludes my address. I will now hand back to the Chair for shareholder questions and voting.

Chief Executive Officer's

2026 Annual General Meeting

Address to Shareholders

26 November 2026

DataDot TECHNOLOGY LTD



Disclaimer

The material in this presentation is general background information about Datadot Technology Limited (DDT) and is current at the date of the presentation, 26 November 2026. The material in the presentation is for informational purposes only, is in summary form and does not purport to be complete. It is intended to be read in conjunction with all other DDT announcements to the ASX, including the FY26 Annual Report. The presentation contains statements that are or may be deemed as forward-looking statements. You are cautioned not to place undue reliance on these statements as they involve known and unknown risks and other factors which may cause actual future performance and results to differ materially from those implied in such statements.

EBITDA is a non-IFRS measure, calculated as profit before tax plus depreciation, amortisation and finance costs, consistent with the FY26 Annual Report. Results after 30 June 2026 are unaudited.

Building on our foundations

01

Financial delivery

Improved revenue, earnings, gross margin and cash generation in FY26.

02

Commercial growth

PropertyVAULT established a meaningful revenue contribution while insurers expanded service volumes.

03

Disciplined execution

Focus on commercial agreements, service capacity and long-term profitability.

FY26 financial performance

Audited results for the year ended 30 June 2026

REVENUE	EBITDA	PROFIT BEFORE TAX	OPERATING CASH FLOW
$3.85m	**$601k**	**$327k**	**$297k**
+14.1%	+55.8%	+192%	FY25: ($191k)

Gross profit margin improved from 60.6% to 65.0%

FY26 audited. EBITDA on the financial statements basis.

Continuing financial momentum

Rolling 12-month results | August 2025–October 2026

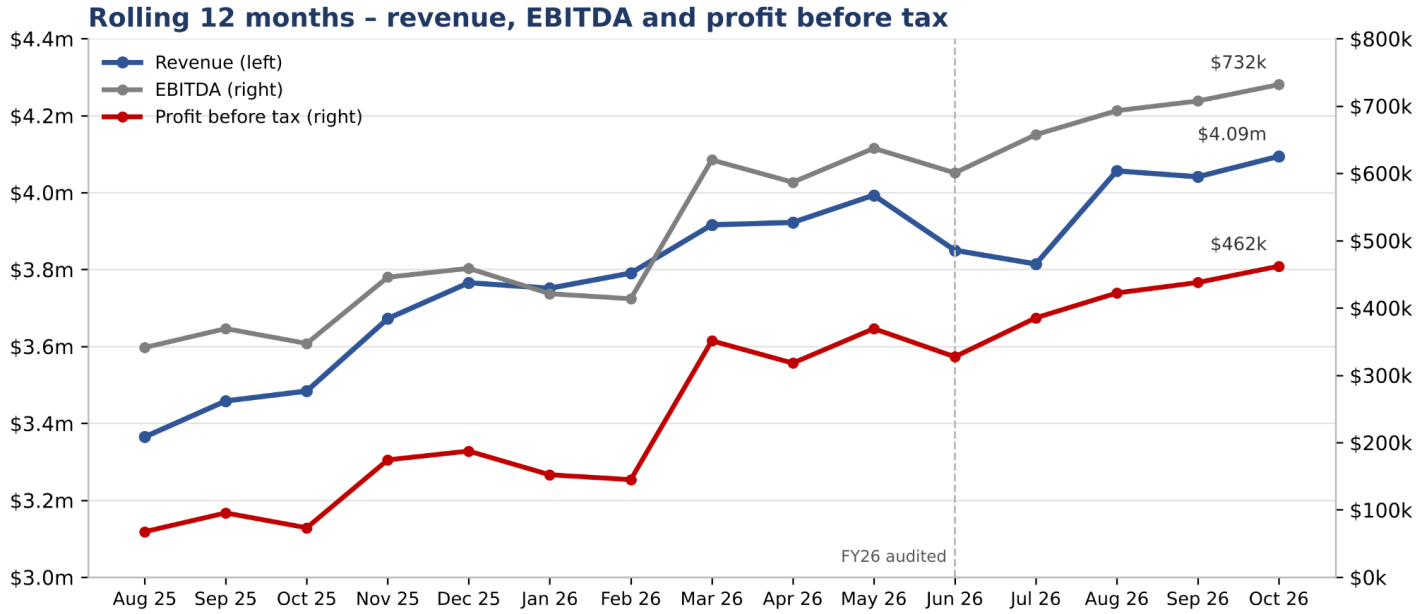

EBITDA and profit before tax on the audited financial statements basis. Months after 30/06/2026 are unaudited management accounts.

October 2026: revenue $4.09m · EBITDA $732k · profit before tax $462k

FY27: first four months of trading

Unaudited management results to 31 October 2026 | Annual Report earnings basis

Revenue

$1.45m

FY26 comparative $1.21m

EBITDA

$260k

FY26 comparative $129k

Profit before tax

$170k

FY26 comparative $35k

Revenue growth is concentrated in PropertyVAULT; product ordering remains uneven.

PropertyVAULT: from pilot to operating contribution

Segment results. FY25 and FY26 audited; FY27 first four months to 31/10/2026 unaudited.

FY26 REVENUE

$696k

FY25: $123k

FY26 SEGMENT EBITDA

$160k

FY25: ($236k)

FY27 REVENUE, FOUR MONTHS

$447k

Unaudited, to 31/10/2026

Revenue and segment EBITDA ($000)

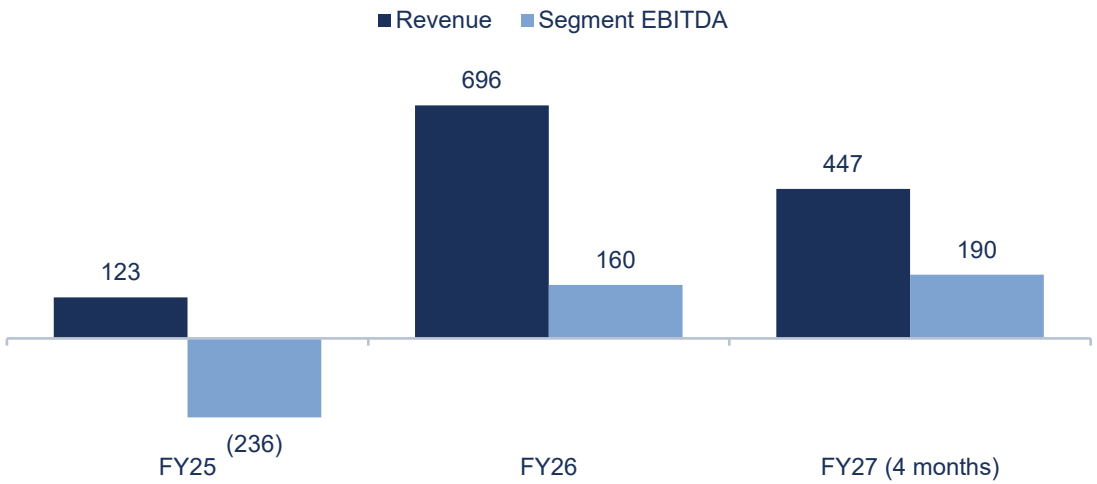

First full year of operations. The first Tier 1 insurer engagement now operates across its national portfolio, and an extended pilot has been agreed with a second Tier 1 insurer.

Segment EBITDA is a contribution before corporate costs and is not a stand-alone profit measure. FY27 is Operating EBITDA, which excludes interest and foreign exchange.

PropertyVAULT: how it works and what comes next

An end-to-end, intelligence-led recovery service for insurers, and our priorities for the next stage.

1 **Assess**
Each notified asset receives an initial review, verification and risk assessment

2 **Identify**
Made identifiable to the public, industry partners and police through the PropertyVAULT network

3 **Investigate**
Information from multiple sources assessed and developed into actionable leads

4 **Resolve**
Coordinated with police and the insurer through to recovery, salvage and claim outcome

01 IN PROGRESS

Insurers

First Tier 1 insurer live across its national portfolio; working towards a long-term operating arrangement. Extended pilot with a second Tier 1 insurer.

02 DEVELOPING

Adjacent markets

Applying the platform and recovery capability to equipment and vehicle hire and asset finance.

03 ONGOING

Operating capacity

Growing the investigation team, technology and processes to handle higher volumes efficiently.

Fees are linked to outcomes delivered for the insurer.

DataDot TECHNOLOGY LTD

DataDotDNA: international distribution

FY26 audited revenue from external customers (Annual Report, Note 2). FY27 commentary is unaudited.

FY26 DATADOTDNA REVENUE

$2.85m

Down 2.5% on FY25 ($2.93m)

ROYALTIES

$427k

+10.4% on FY25

Revenue by region ($000)

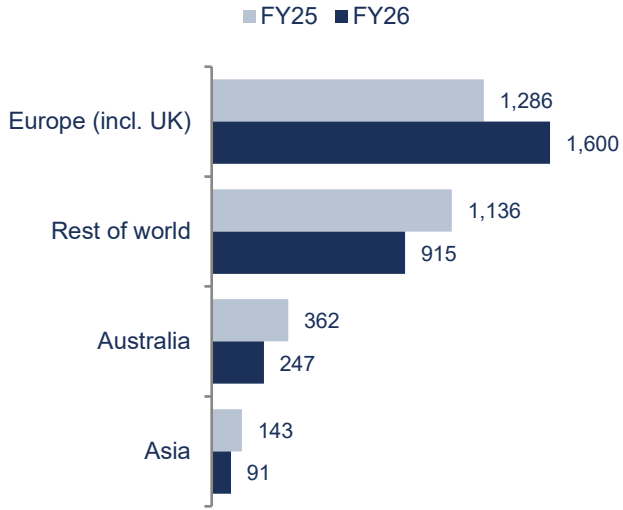

- **Strengths**
  Europe, including the UK, up 24%. Royalties up 10.4%.
- **Pressures**
  US automotive demand hit by tariffs. Lower Australian orders. Asian distributor slower to start.
- **FY27 to date**
  Product sales below last year, mainly lower UK ordering, with an improvement in October. Royalties steady.

FY25 Asia revenue included one-off initial licence fees from the new Asian distributor. Rest of world includes the United States and South Africa. Royalties are the Group total reported in the FY26 Annual Report.

DataTraceID: specialist authentication technology

FY26 audited segment results (Annual Report, Note 2). FY27 commentary is unaudited.

FY26 DATATRACEID REVENUE

$301k

FY25: $325k

Long-standing licence relationships provide a recurring revenue base, supplemented by product and project sales.

01
High security
Designed to authenticate and protect against counterfeiting and substitution.

02
Machine readable
High-speed reading suited to industrial and supply-chain use.

03
Broad application
Authenticates materials, products and assets across industries.

Revenue by region ($000)

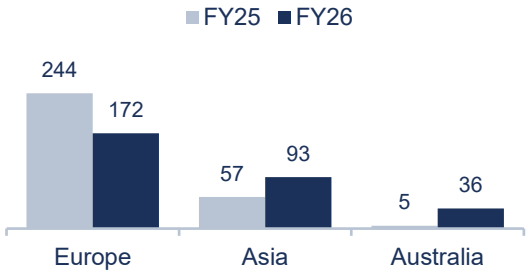

Outlook

- Recurring licence income continues in FY27.
- Product sales are below a strong prior period.
- New customer projects that began in FY26 are expected to contribute over time.

Asia and Australia growth partly offset lower European revenue; other regions $19k in FY25 and under $1k in FY26. One customer accounted for 56% of DataTraceID revenue in FY26 (FY25: 46%).

Securing DataDotDNA raw materials

In early 2025, DataDot learned that supply of a key raw material used to manufacture DataDotDNA micro-identifiers would cease. Supply from that source ends following final delivery in December 2026.

SUPPLY SECURED

4+ years

at current usage levels

INVENTORY PURCHASE

$1.3m

excluding GST, funded from existing cash reserves

1 **Production continuity**

DataDot ordered ahead to secure more than four years' supply at current usage levels.

2 **Cash reserves**

The $1.3 million inventory purchase (excluding GST) is being funded from existing cash reserves. This brings forward spending on materials that DataDot expects to use over several years.

3 **Future supply**

DataDot is working with new suppliers to finalise arrangements for continued production beyond that period.

Amounts exclude GST. The supply period is an estimate based on current usage levels.

Financial strength and capital management

30 JUNE 2026		RAW MATERIALS		OTHER MOVEMENTS		31 OCTOBER 2026
$3.51m	−	**$1.01m**	+	**$0.13m**	=	**$2.63m**
Audited cash + financial assets		Payments to 31/10/2026, incl GST		Trading and timing, net		Unaudited, comparable basis

The reduction in cash reflects the raw material purchase, funded from existing reserves.

- The Group remains debt-free.
- The final raw material payment of $0.43m (including GST) is due in December 2026 and will be met from existing cash.
- The Board continues to balance investment in growth with long-term returns to shareholders.

FY27: strategic priorities

1. Convert PropertyVAULT engagements into sustainable long-term revenue streams
2. Develop asset services opportunities across insurers and adjacent sectors
3. Advance international distribution while protecting established revenues
4. Maintain cost discipline, cash conversion and liquidity


DataDot
TECHNOLOGY LTD
Thank you
2026