Capricorn Metals Ltd

Building a high-margin, multi-decade gold business



ANNUAL GENERAL MEETING
24 NOVEMBER 2026

Disclaimer & Competent Persons Statement

Disclaimer

This presentation is general in nature and contains no new information. All information is extracted from the Company's ASX announcements dated 27 July 2026 entitled "Capricorn Gold Reserves Increase to 5.2 Million Ounces", "Compelling Mt Gibson PFS Update" and "Range 500 Aspiration" (the Announcements) or as outlined in Appendix C and the Competent Persons statement below. Outcomes and risks associated with the matters discussed are contained within those Announcements, which should be read in full.

Forward-Looking Statements

This presentation contains forward-looking statements based on the Company's current expectations, including the expected group gold production run rate of >400koz pa within 2.5 years of commencement of MGGP operations (derived from the production targets in the Compelling Mt Gibson PFS Update and the existing Karlawinda production target of 150koz per annum first announced in the ASX release dated 29 October 2024 entitled "Karlawinda Gold Project Expansion Board Approved"). These statements involve risks and uncertainties that could cause actual results to differ materially. Readers should not place undue reliance on them. Full details and material assumptions are set out in the Announcements. The Company undertakes no obligation to update these statements except as required by law.

Aspirational Statements

Range 500 is an aspirational goal only and is not a production target or forecast. The Company does not yet have reasonable grounds to believe it can be achieved; further work is required to delineate sufficient Ore Reserves and Mineral Resources. Importantly, the statements are considered aspirational because, as disclosed in the "Range 500 Aspiration" announcement, further work is required by Capricorn to delineate sufficient Ore Reserves and Mineral Resources to achieve this aspiration.

Competent Persons Statement

The information in this presentation that relates to Exploration Results is extracted from the ASX announcements entitled "Exceptional Results at Lexington Confirm Growing UG at MGGP" (28/29 April 2026), "Further High-Grade Results at Lexington Extend Underground Potential at MGGP" (26 October 2026) and the Quarterly Activities Reports (31 July 2026 and 29 October 2026). Information relating to Ore Reserves and Mineral Resources for the Karlawinda Gold Project is extracted from the ASX announcement dated 27 July 2026 entitled "Capricorn Gold Reserves Increase to 5.2 Million Ounces".

Information relating to Ore Reserves, Mineral Resources and the production target for the Mt Gibson Gold Project (including the basis for the >400koz pa group production run rate) is extracted from the ASX announcement dated 27 July 2026 entitled "Compelling Mt Gibson PFS Update" available on the company website https://capmetals.com.au/investors/asx-announcements/ and the ASX website.

Information relating to Mineral Resources for the Golden Range Project is extracted from Warriedar Resources Limited (ASX:WA8), a wholly owned subsidiary of the company, announcements dated 28 November 2022, "Major Gold Project Acquisition" and 5 May 2025,"Ricciardo Project MRE Update" which can be accessed via www.asx.com.au/markets/trade-our-cash-market/historical-announcements

The Company confirms that it is not aware of any new information or data that materially affects the information included in the ASX announcements referred to in the paragraphs above and all material assumptions and technical parameters underpinning the estimates, production targets and other forward looking financial information in the relevant market announcements continue to apply and have not materially changed. The Company confirms that the form and context in which the Competent Persons' findings are presented have not been materially modified from the previous market announcements.

High Margins. Higher Growth.

STRIVING FOR 500,000 OUNCES PER ANNUM[3]

GROUP INVENTORY[1,2]

5.24 Moz
Ore Reserves (+33%)

8.66 Moz
Mineral Resources (+29%)

Conservative gold prices used:
A$2,200 – A$2,600/oz for Reserves



KGP ORE 1.57 Moz[1] | 3,425km^2 | 150kozpa

Built on time & budget | 18 months | <$180M
5Yr Prod | 592koz | $1,377 AISC | $1,05B Cash Build[11]
Expansion commissioned | 10 year mine life

MGGP ORE 3.68 Moz[2] | 4,519km^2 | 260kozpa

Acquired July 2021 | +560km drilled since
19.25 year mine life | $1,870 AISC
Final Permitting | Q3FY28 commissioning target

Fully funded high-margin growth beyond 400kozpa[6] from +5Moz Reserves[1] – striving for RANGE 500[3]

Refer [1]"Capricorn Gold Reserves Increase to 5.2 Million Ounces" [2] "Compelling Mt Gibson PFS Update"
[3] "Range 500" Aspirational goal (and not a production target) – ASX Release 27/07/2026 Cash build[11] & 400kozpa[6] Refer Appendix C (p.25) for details

Ore Reserves of ASX Listed Australian Gold Producers

Projects > 1 Moz Ore Reserves [10] (Proved & Probable) | Producing Assets (Gold Only) & MGGP | Revenue Factor (Gold Price)

Labels: Ticker | Project | Gold price (Revenue Factor). Value axis capped at 6,500 koz; KCGM (14,997 koz) truncated.
Australian producing projects of ASX listed companies with >1Moz of proved and probable oz and no copper byproduct.

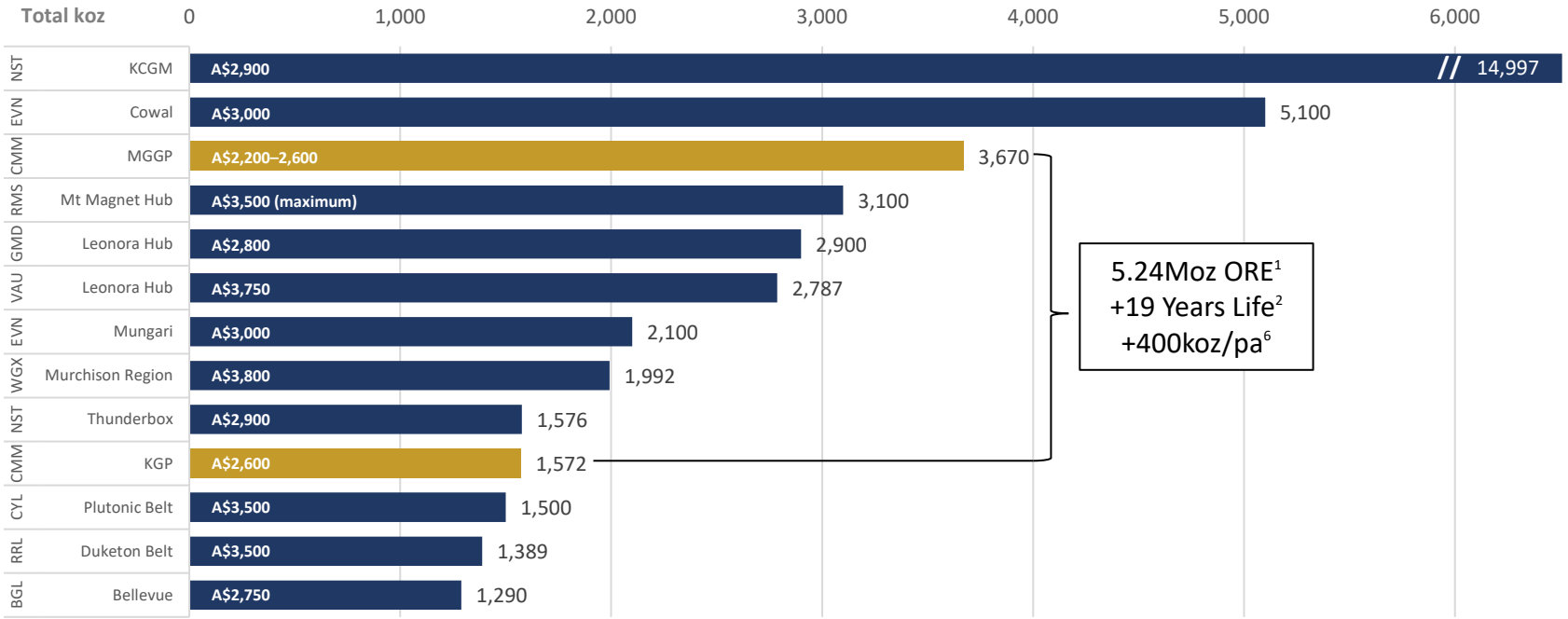

Refer [1] "Capricorn Gold Reserves Increase to 5.2 Million Ounces" [2] "Compelling Mt Gibson PFS Update"

[10] Source - company announcements. For details refer to Appendix A – Peer Comparison Data. 400kozpa [6] Refer Appendix C (p.25) for details

Capital Structure

Key Metrics	
Shares on issue (ASX: CMM)	457.1 million
Performance rights and options	2.1 million
Share price (30 Sep 2026)	A$14.90
Market capitalisation (30 Sep 2026)	A$6.81 billion
Cash & gold on hand (30 Sep 2026)	A$535.0 million

FY26 Financial Highlights

Sales revenue	$769m
Underlying profit before tax	$467m
Underlying net profit after tax	$327m
Underlying EBITDA	$484m
Underlying EBITDA margin	63%
Operating cash flow	$470m
Underlying earnings per share (cents)	73.37
Dividends declared (cents per share)	10.0

Unhedged, debt free, with fully funded high-margin developments to grow production beyond 400 koz pa[6]

400kozpa[6] Refer Appendix C (p.25) for details

KGP – Capricorn's cornerstone asset and strong cash generator

Expansion delivered on schedule & within budget, cash & gold on hand up to A$535m

Key Metrics[8]	FY27	FY25	FY26	FY27 Q1
Gold production (kozs)	*137 – 147*	117	124	**31.2**
AISC (A$/oz)	*1,900 – 2,100*	1,468	1,629	**2,005**
Ore mined ('000 BCM)		2,414	1,918	**723**
Waste mined ('000 BCM)		12,727	14,809	**3,717**
Stripping ratio total (w:o)		5.3	7.7	**5.1**
Ore mined ('000 t)		6,496	5,218	**1,937**
Ore milled ('000 t)		4,320	4,625	**1,133**
Head Grade (g/t)		0.92	0.92	**0.94**
Recovery (%)		91.7	90.6	**91.7%**



FY27 Q1[8] – Steady production with expansion commissioned

31,218 oz from 1,133kt at 0.94g/t head grade, in line with the FY27 mine plan | AISC A$2,005/oz | A$535.0m Cash & Gold on hand | +A$62.2m underlying cash build before A$42.7m KEP & MGGP capital | 6.5Mtpa expansion commissioned on schedule and within budget

Refer [8] Quarterly Activities Statements, 31 July & 29 October 2026

Expansion Commissioned – Targeting 150 Koz pa

KGP - ORE[1] 1.57 Moz (GP: A$2,600 Oz) | MRE 2.99 Moz (GP: A$2,800 Oz)



Expansion to 6.5 Mtpa processing capacity | Commissioned Q1 FY27 | Mine life >10 years at 150 koz pa run rate

Refer [1]"Capricorn Gold Reserves Increase to 5.2 Million Ounces" – ASX Release 27/07/2026

Mt Gibson Gold Project



Reserve Growth underpins scale & quality of MGGP

MGGP[2] – ORE 3.68 Moz (GP: A$2,200 - $2,600 Oz) | MRE 5.67 Moz (GP: A$2800 Oz)

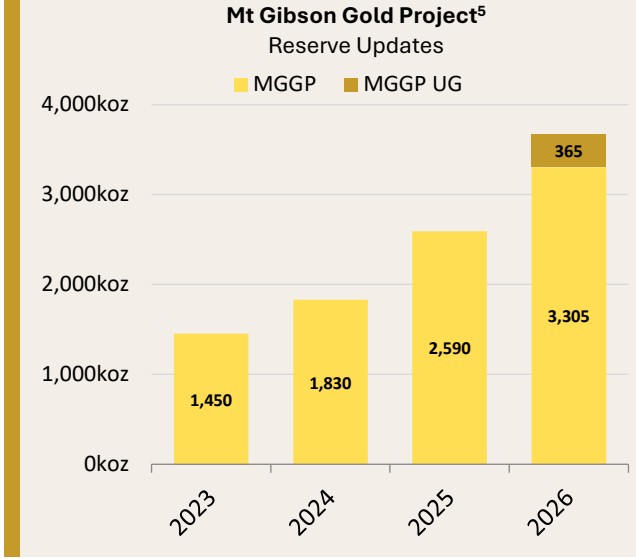

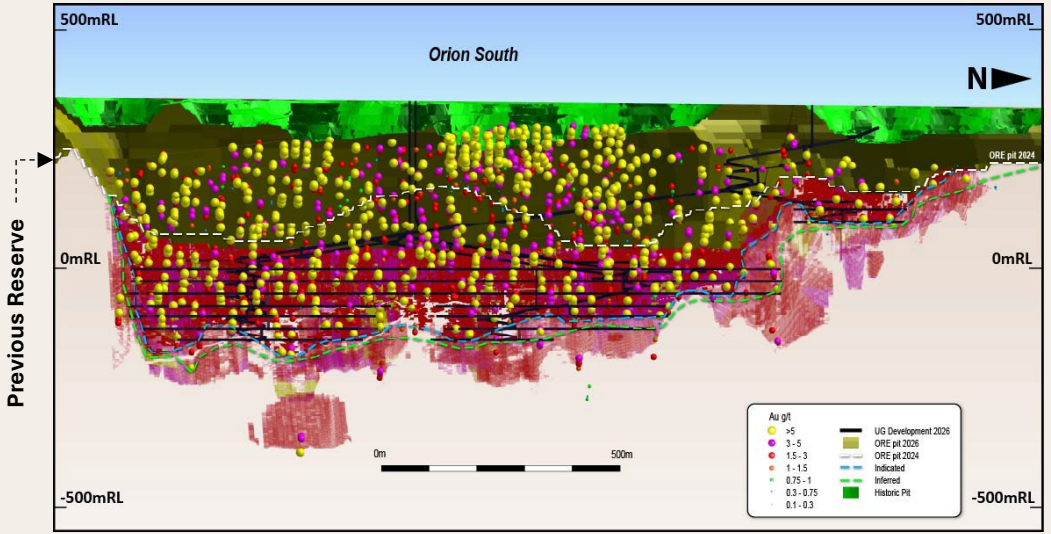

Significant MGGP Ore Reserve[2] increase to 3.68 Moz gold | Drilling & subsequent trade off study successfully added to **Orion South Open Pit ORE** at the same $A2,200 gold price assumption | Further underground targeted drilling underpinned **Maiden UG ORE[2]**
Ore body remains strong, consistent and open both at depth and along strike

Refer [2] "Compelling Mt Gibson PFS Update" – ASX Release 27/07/2026, [5] Slide 25 for full list of supporting ASX Releases

Mt Gibson PFS update | Steady-state production of 260koz pa

260 koz
Annual production Steady-state (Years 3–6)

19.25 yrs
Mine life

A$1,870
AISC / oz

A$12.0 bn
LOM Free Cash Flow (pre-tax)

3.51 Moz
LOM gold production

14 mths
Payback (pre-tax)

A$474m
Pre-Production Capital

A$6.1 bn
NPV 7.5% (pre-tax)

Target Q2FY27 start to on site development

EPBC approved | Part IV review closed

Compressed 15mth construction targets Q3FY28 commissioning

Designed & largely ready to contract

Refer [2] "Compelling Mt Gibson PFS Update" – ASX Release 27/07/2026

Orion South could be just the beginning

MGGP[2] - ORE 3.68 Moz (GP: A$2,200 - $2,600 Oz) | MRE 5.67 Moz (GP: A$2,800 Oz)

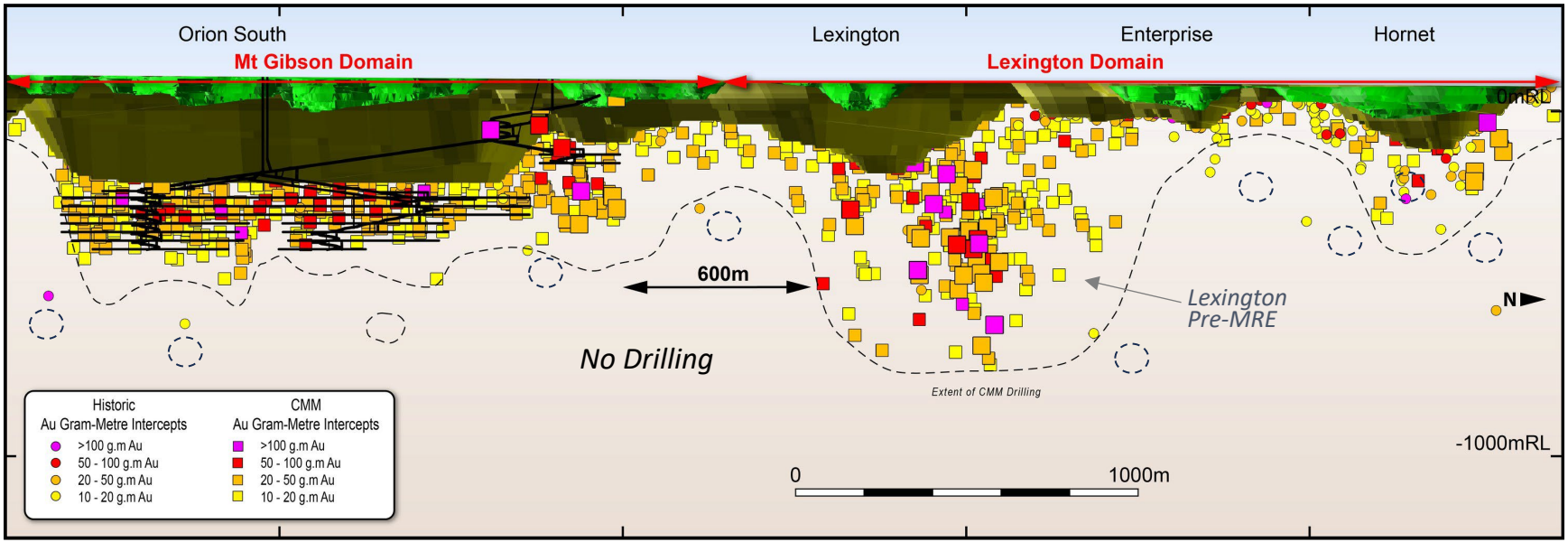

Maiden underground Ore Reserve 365 koz | MRE 886 koz | 513 koz in PFS mine plan

Orion South 21.83m @ 9.54g/t | Hornet 3.0m @ 89.88g/t below reserve pit | Further growth expected

Refer [2] "Compelling Mt Gibson PFS Update" – ASX Release 27/07/2026; intercepts and long section "Further High-Grade Results at Lexington Extend Underground Potential at MGGP" – ASX Release 26/10/2026

Lexington – Emerging High-Grade Target

HIGHLIGHTS

- ✓ Impressive intercepts | width & grade
- ✓ Intrusion related system at ~80° dip
- ✓ Only 600 m north of Orion South UG
- ✓ MRE Open in all directions – strong growth potential
- ✓ North-plunging lodes open at depth

Previous Results[9]

- **13.1m @ 13.93g/t** from 714.9m
- **28.6m @ 5.35g/t** from 431m
- **15.9m @ 5.22g/t** from 643m
- **20.20m @ 4.00g/t** from 464m

Current Programme[9]

- **6.0m @ 57.38g/t** from 616m
- **7.0m @ 40.01g/t** from 401m
- **29.5m @ 6.65g/t** from 760.5m
- **14.5m @ 8.44g/t** from 501m

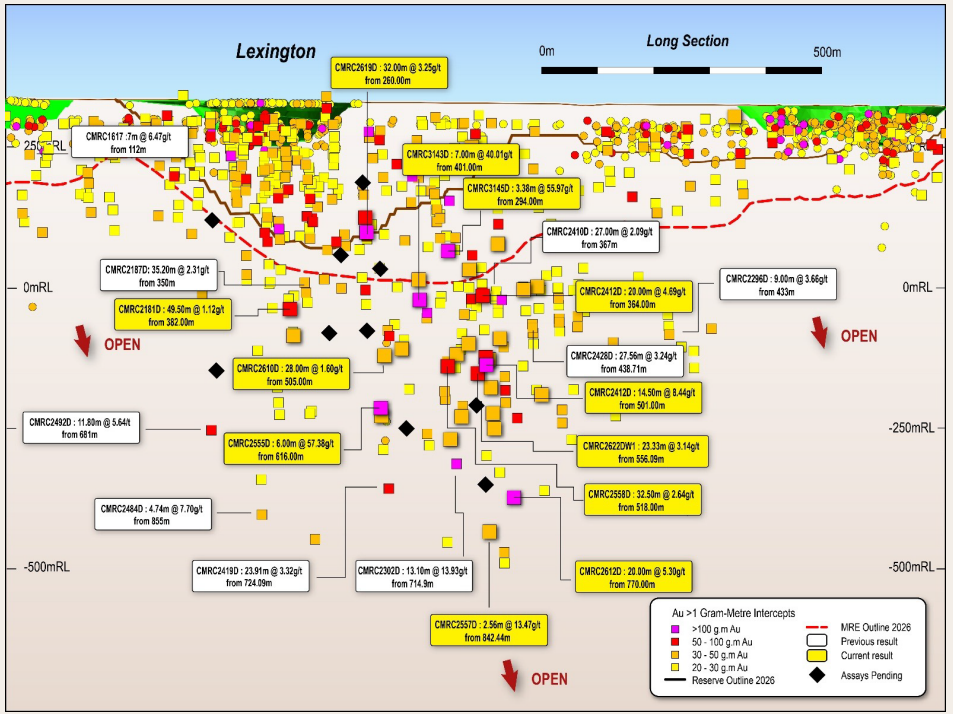

Maiden Lexington underground MRE expected Q2 FY27

Refer [9] "Exceptional Results at Lexington Confirm Growing UG at MGGP" 28/29 April 2026, Quarterly Activities 31/07/2026, "Further High-Grade Results at Lexington Extend Underground Potential at MGGP" 26/10/2026 – ASX Release

Striving for 500,000 ounces per annum

SCALING NEW HEIGHTS IN QUALITY GOLD PRODUCTION

From Reserves[4,5]

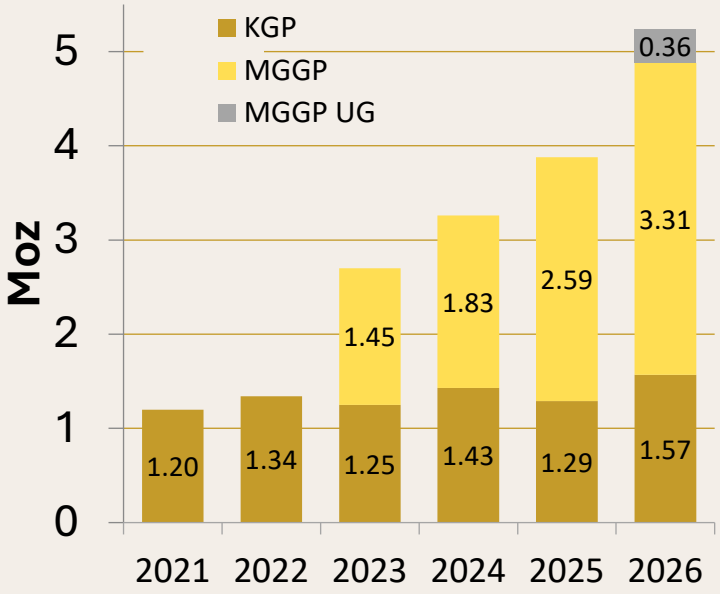

To Reality[6]

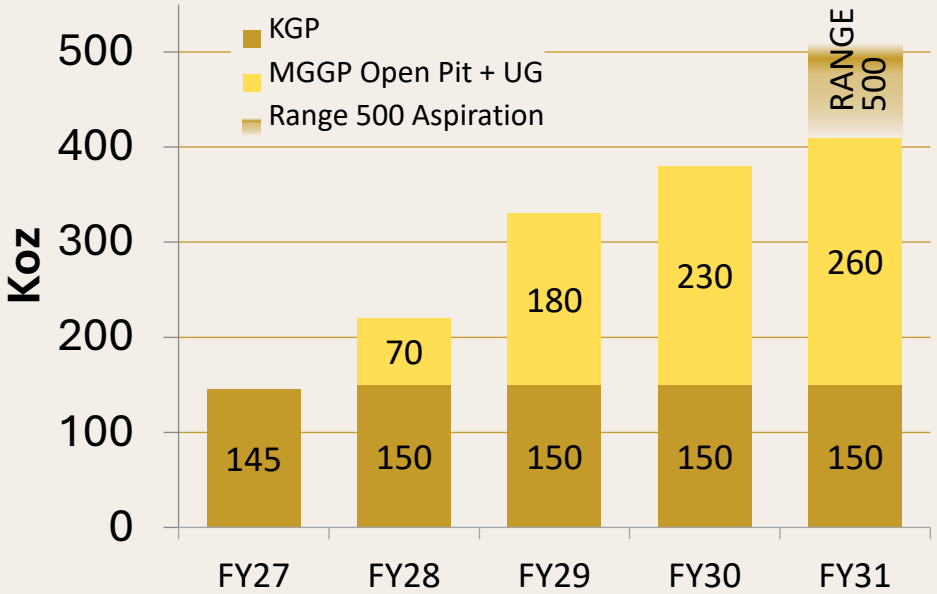

Range 500 is an aspirational target. The production profile is illustrative only and does not constitute a production target or forecast. Capricorn does not yet have reasonable grounds to believe the aspiration can be achieved. MGGP numbers based on PFS steady-state of 260 koz pa (UG + OP) and production profile of the PFS outcomes aligned to anticipated commencement of operations.

Refer [4,5] Appendix C (p.25) for full list of supporting ASX Releases, [6] Appendix C (p.25) for full list of supporting ASX Releases, composition of >400koz outlook
[3] "Range 500" Aspirational goal (and not a production target) – ASX Release 27/07/2026

STAGE 2 OPPORTUNITY[3]

Golden Range Second Processing Hub

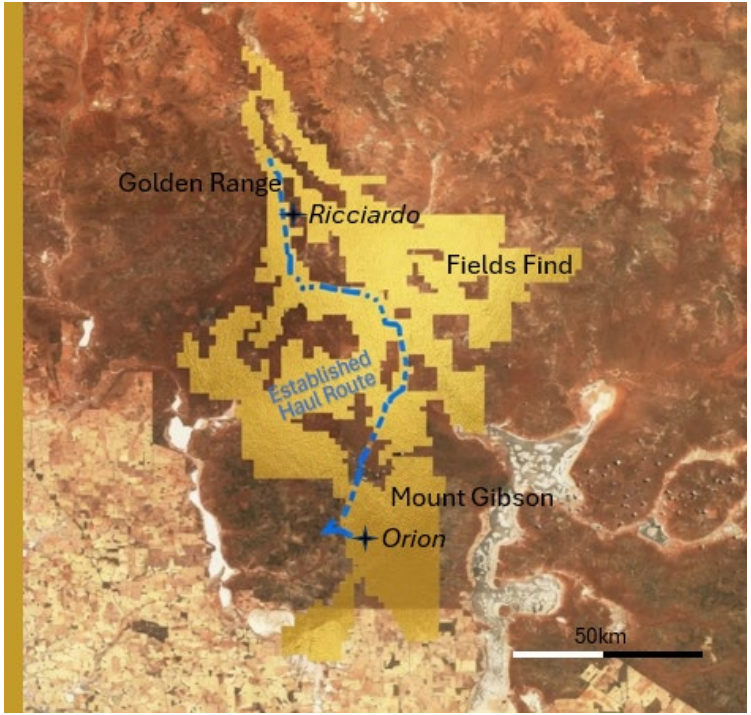

MGGP STAGE 2 STUDY

Technical, permitting and financial assessment of a second processing hub at Golden Range (65–100 km north of MGGP).

Plant scale options: 1.5 – 2.5 Mtpa

Preliminary results expected Q2 FY27

Parallel aggressive drilling at Golden Range open pits & MGGP underground

Target PFS + FID in CY27

1.38 Moz
Golden Range MRE[7]

Existing plant site
Fast-track opportunity

No Fed EPBC issues
None identified | disturbed site

Haul road linked
65–100 km north of MGGP

Refer" [3] "Range 500 Aspiration" – ASX Release 27/07/2026, [7] Refer Appendix B (p.21) & Appendix C (p.25) for full list of supporting ASX Releases

Quality, Scale and Growth

5.24 Moz
Ore Reserves
Growing inventory of rare quality

+19 Years
Mine Life
Long-life assets

+400 koz/pa
Production Outlook
Fully funded growth

Key Attributes

- Proven team with history of responsible capital management
- Two regionally significant projects
- Long life / low cost with organic expansion opportunities
- Internally funded growth

Growth Drivers

- Industry leading cashflow per ounce
- MGGP adds scale, forecast at lowest quartile operating costs
- KGP expansion complete + MGGP OP & UG growth potential
- >100 km of drilling planned in FY27
- RANGE 500 aspiration[3] – we're just getting started

A growing, high margin, long mine life business in the hands of the right management

Refer [1]"Capricorn Gold Reserves Increase to 5.2 Million Ounces" [2] "Compelling Mt Gibson PFS Update"
[3] "Range 500" Aspirational goal (and not a production target) – ASX Release 27/07/2026



Annual General Meeting
24 NOVEMBER 2026 | ASX: CMM

CAPRICORN METALS LTD

MARK CLARK
Executive Chairman

PAUL CRIDDLE
Deputy CEO

SHANE CLARK
Chief Development Officer

Enquiries - sclark@capmet.com.au

Appendix A

Resources, Reserves, Peer Data



Appendix A | Capricorn Mineral Resource Estimate

Mineral Resource Estimate is extracted from Capricorn's ASX announcements per the Source Documents listed below and are available on the company website https://capmetals.com.au/investors/asx-announcements/ and https://www.asx.com.au/markets/trade-our-cash-market/announcements.cmm

Mineral Resources

Deposit	Type	Cut-Off	Indicated			Inferred			Total Mineral Resources			Mineral Resource Estimate Source Document
			Tonnes (Mt)	Grade (g/tAu)	Ounces (000's)	Tonnes (Mt)	Grade (g/tAu)	Ounces (000's)	Tonnes (Mt)	Grade (g/tAu)	Ounces (000's)	
MGGP	Open Pit & UG	0.3<	150.9	1.0	4,700	38.1	0.8	969	188.9	0.9	5,669	"Compelling Mt Gibson PFS Update" 27/07/2026
KGP	Open Pit	0.3<	124.9	0.6	2,382	35.1	0.5	608	160.0	0.6	2,990	"Capricorn gold reserves increase to 5.2 million ounces" 27/07/2026
Total			**275.8**	**0.8**	**7,082**	**73.2**	**0.7**	**1,577**	**348.9**	**0.8**	**8,659**	

Notes:
1. Mineral Resources are estimated using a gold price of A$2,800/ounce
2. Mineral Resources are estimated using a cut-off grade between 0.3g/t and 0.4g/t Au and 1.5g/t for underground.
3. The above data has been rounded to the nearest 100,000 tonnes, 0.1 g/t gold grade and 1,000 ounces. Errors of summation may occur due to rounding.
4. For full details of Mineral Resource Estimate refer to ASX Announcement Source Documents listed in table

Appendix A | Capricorn Ore Reserve Estimate

Ore Reserve Estimate is extracted from Capricorn's ASX announcements per the Source Documents listed below and are available on the company website https://capmetals.com.au/investors/asx-announcements/ and https://www.asx.com.au/markets/trade-our-cash-market/announcements.cmm

Ore Reserves

Deposit	Type	Proved			Probable			Total			Ore Reserve Estimate Source Document
		Tonnes (Mt)	Grade (g/t Au)	Ounces (koz)	Tonnes (Mt)	Grade (g/t Au)	Ounces (koz)	Tonnes (Mt)	Grade (g/t Au)	Ounces (koz)	
MGGP	Open Pit				114.3	0.9	3,305	114.3	0.9	3,305	"Compelling Mt Gibson PFS Update" 27/07/2026
MGGP	Underground (HG)				3.2	2.7	275	3.2	2.7	275	"Compelling Mt Gibson PFS Update" 27/07/2026
MGGP	Underground (LG)				1.8	1.6	89	1.8	1.6	89	"Compelling Mt Gibson PFS Update" 27/07/2026
KGP	Open Pit				76.4	0.6	1,572	76.4	0.6	1,572	"Capricorn Gold Reserves Increase To 5.2 Million Ounces" 27/07/2026
Total					**195.7**	**0.8**	**5,241**	**195.7**	**0.8**	**5,241**	

Notes:
1. Ore Reserves are a subset of Mineral Resources.
2. KGP Ore Reserves are estimated using a gold price of A$2,600/ounce and using a cut-off grade over 0.3g/t Au.Ore Reserves are estimated using a cut-off grade between 0.3g/t and 0.5g/t Au.
3. MGGP OP Reserves are estimated using a gold price of A$2,200/ounce for following pits: Enterprise, Hornet, Orion North and Orion South.
4. MGGP OP Ore Reserves are estimated using a gold price of A$2,600/ounce for following pits: S2, Sheldon, Taurus, Tobias, Deep South, Comanche, Aries, Drifter and Highway.
5. MGGP OP Ore Reserves are estimated using a cut-off grade over 0.4g/t Au, except Heap Leach Pad material using a cut-off grade over 0.3g/t.
6. MGGP UG Ore Reserves are estimated using a cut-off grade over 1.5g/t Au.
7. MGGP UG Ore Reserves are estimated using a gold price of A$2,600/ounce
8. The above data has been rounded to the nearest 100,000 tonnes, 0.1 g/t gold grade and 1,000 ounces. Errors of summation may occur due to rounding.
9. For full details of Ore Reserve Estimate refer to ASX Announcement Source Document listed in table

Appendix A | Peer Comparison Data

Ore Reserve Estimate is extracted from ASX announcements per the Source Documents listed below and are available on the corresponding company website and https://www.asx.com.au/markets/trade-our-cash-market/announcements Best endeavors have been used to ensure data accuracy.
Readers should refer to the full company ASX announcements for complete Ore Reserve details.

Ore Reserves

ASX Code	Project	Proved Tonnes (000s)	Proved Grade (g/t Au)	Proved koz	Probable Tonnes (000s)	Probable Grade (g/t Au)	Probable koz	Total Tonnes (000s)	Total Grade (g/t Au)	Total koz	Gold Price (Revenue Factor)	Source (ASX Announcement + Date)
NST	KCGM	135,347	0.7	3,040	250,631	1.5	11,956	385,978	1.2	14,997	A$2,900	Resources and Reserves Update - 3 June 2026
EVN	Cowal	44,000	0.52	730	130,000	1.01	4,400	180,000	0.89	5,100	A$3,000	Annual Mineral Resources and Ore Reserves Statement - 31 Dec 2025
CMM	MGGP	0	0	0	119,300	1	3,670	119,300	1	3,670	A$2,200-2,600	Compelling Mt Gibson PFS Update - 27 July 2026
RMS	Mt Magnet Hub	9,100	0.6	180	35,000	2.7	3,000	44,000	2.2	3,100	A$3,500 (maximum)	Ramelius Resources 5-Year Growth Pathway - 3 November 2025
GMD	Leonora Hub	0	0	0	34,000	2.6	2,900	34,000	2.6	2,900	A$2,800	Resources total 18.9Moz including 4.4Moz in Reserves - 5 May 2026
VAU	Leonora Hub	18,400	0.4	263	112,900	0.7	2,524	131,300	0.7	2,787	A$3,750	2025 Resource and Reserve Statement - 15 September 2025
EVN	Mungari	570	3.87	71	47,000	1.33	2,000	47,570	1.36	2,100	A$3,000	Annual Mineral Resources and Ore Reserves Statement - 31 Dec 2025
WGX	Murchison	13,238	1.55	661	14,664	2.82	1,331	27,902	2.22	1,992	A$3,800	2025 Mineral Resource Estimate and Ore Reserves - 3 September 2025
NST	Thunderbox	10,190	1.3	429	19,514	1.8	1,147	29,704	1.7	1,576	A$2,900	Resources and Reserves Update - 3 June 2026
CMM	KGP	0	0	0	76,400	0.6	1,572	76,400	0.6	1,572	A$2,600	Capricorn Gold Reserves Increase to 5.2 Million Ounces - 27 July 2026
CYL	Plutonic Belt	0	0	0	18,100	2.6	1,500	18,100	2.6	1,500	A$3,500	Plutonic Belt Reserves double, supporting growth plans – 10 September 2025
RRL	Duketon	6,000	0.6	123	32,000	1.2	1,267	38,000	1.1	1,389	A$3,500	Mineral Resource and Ore Reserve Update - 22 April 2026
BGL	Bellevue	0	0	0	8,570	4.7	1,290	8,570	4.7	1,290	A$2,750	FY26 Guidance and Annual Resource & Reserve Statement - 1 August 2025

Appendix B

Warriedar Mineral Resource Estimate



Appendix B | Warriedar Mineral Resource Estimate

Mineral Resource Estimate for Golden Range is extracted Warriedar's ASX announcement titled "Ricciardo Project MRE Update" released to ASX on 5 May 2025 which is available on the ASX website at www.asx.com.au/markets/trade-our-cash-market/historical-announcements

Golden Range Mineral Resources (JORC 2012) - May 2025												
	Measured			Indicated			Inferred			Total Resources		
Deposit	**kt**	**g/t Au**	**kOz Au**	**kt**	**g/t Au**	**kOz Au**	**kt**	**g/t Au**	**kOz Au**	**kt**	**g/t Au**	**kOz Au / AuEq**
Austin	-	-	-	222	1.3	9.1	212	1.5	10.1	434	1.4	19.2
Rothschild	-	-	-	-	-	-	693	1.4	31.3	693	1.4	31.3
M1	55	1.8	3.3	131	2.5	10.4	107	4	13.7	294	2.9	27.4
Riley	-	-	-	32	3.1	3.2	81	2.4	6.3	113	2.6	9.5
Windinne Well	16	2.33	1.2	636	3.5	71	322	1.9	19.8	975	2.9	91.7
Bugeye	14	1.56	0.7	658	1.2	24.5	646	1.1	22.8	1,319	1.1	48.1
Monaco- Sprite	52	1.44	2.4	1,481	1.2	57.2	419	1.1	14.2	1,954	1.2	74
Mugs Luck-Keronima	68	2.29	5	295	1.6	15	350	1.6	18.5	713	1.7	38.6
Ricciardo Au Resources	2692	1.72	149	4793	1.5	227	12,301	1.7	660	19,786	1.6	1036
Ricciardo Sb Resources	-	-	-	4252	2.4 AuEq (0.5% Sb)	324 AuEq 21,085t Sb)	7,273	2.4 AuEq (0.5% Sb)	601 AuEq (39,169t Sb)	12,197	2.4 AuEq (0.5% Sb)	925 AuEq (60,254t Sb)
Grand Total										**30,990**	**2.31**	**2,300.8**

Appendix B | Warriedar Mineral Resource Estimate

Mineral Resource Estimate for Golden Range is extracted Warriedar's ASX announcement titled "Ricciardo Project MRE Update" released to ASX on 5 May 2025 which is available on the ASX website at www.asx.com.au/markets/trade-our-cash-market/historical-announcements

Competent Person Statements | Golden Range

- The information in this report that relates to estimation, depletion and reporting of the Golden Range and Fields Find Mineral Resources for is based on and fairly represents information and supporting documentation compiled by Dr Bielin Shi who is a Fellow (CP) of The Australasian Institute of Mining and Metallurgy. Dr Bielin Shi is an independent consultant geologist and has sufficient experience relevant to the style of mineralisation and type of deposits under consideration and to the activity which he is undertaking to qualify as a Competent Person as defined in the 2012 Edition of the Australasian Code for Reporting of Exploration Results, Mineral Resources and Ore Reserves.
- Dr. Shi consents to the inclusion in the report of the matters based on the information in the form and context in which it appears.
- The information in this report (Ricciardo Project) that relates to Exploration Results and Mineral Resources is based on information compiled by Chris Grove who is a Competent Person and Member of the Australian Institute Geoscientists. Mr Grove is a full-time employee of Measured Group Pty Ltd. Mr Grove has sufficient experience that is relevant to the style of mineralisation and type of deposit under consideration and to the activity being undertaken to qualify as a Competent Person as defined in the 2012 Edition of the "Australasian Code for Reporting of Exploration Results, Mineral Resources and Ore Reserves".
- Mr Grove consents to the inclusion in this report of the matters based on his information in the form and context in which it appears.

ASX chapter 5 compliance

The information in this presentation relating to the Mineral Resource Estimate for Warriedar is extracted from Warriedar's ASX announcement titled "Ricciardo Delivers Australia's Largest Open-Pit Sb Resource" released to ASX on 5 May 2025 which is available on the ASX website. Warriedar confirms that it is not aware of any new information or data that materially affects the information included in the original announcement, and that all material assumptions and technical parameters underpinning the estimates in the original announcement continue to apply and have not materially changed. Warriedar confirms that the form and context in which the competent person's findings are presented have not been materially modified from the original announcement.

Appendix B | Warriedar Mineral Resource Estimate

Mineral Resource Estimate for Golden Range is extracted Warriedar's ASX announcement titled "Ricciardo Project MRE Update" released to ASX on 5 May 2025 which is available on the ASX website at www.asx.com.au/markets/trade-our-cash-market/historical-announcements

RICCIARDO Sb MRE – Resource (refer ASX:WA8 Release 5 May 2025)

- Warriedar considers that both gold and antimony included in the gold equivalent calculation (AuEq) have reasonable potential to be recovered at Ricciardo, given current geochemical understanding, geologically analogous mining operations and historical resource estimation.
- For the purposes of its AuEq calculation methodology, Warriedar considers it appropriate to adopt the gold and antimony prices US$2,500/oz gold and US$45,000/t antimony, while current spot prices for gold and antimony are ~US$3,270/oz and US$ 55,457/t (antimony Ingot 99.65% min-Warehouse Rotterdam-21 April 2025).
- Gold processing recovery of 95% has been applied in the formula, based on previously release metallurgy work "Initial Metallurgical Test Work Delivers High Gold Recoveries – ASX release 28 Oct 2024". Antimony processing recovery of 81% has been applied in the formula, based on previously release metallurgy work "Higher Grade Antimony Concentrate Delivered at Ricciardo – ASX release 16 Jan 2024".
- These assumptions result in a chosen AuEq calculation formula for Ricciardo of:
- $AuEq$ (g/t) = Au (g/t) + 4.77× Sb (%)
- This formula is deemed appropriate for use in the antimony MRE at Ricciardo. In Warriedar's opinion all the elements included in the metal equivalents calculation have reasonable potential to be recovered and sold.

RICCIARDO Sb Exploration results (refer ASX:WA8 Release 21 June 2025)

- Warriedar considers that both gold and antimony included in the gold equivalent calculation (AuEq) have reasonable potential to be recovered at Ricciardo, given current geochemical understanding, geologically analogous mining operations and historical resource estimation.
- For the purposes of its AuEq calculation methodology, Warriedar considers it appropriate to adopt the gold and antimony prices utilised for Larvotto Resources' (ASX: LRV) Hillgrove Gold-Antimony Project Pre-Feasibility Study (being US$2,200/oz gold and US$15,000/t antimony) (refer LRV ASX release dated 5 August 2024).
- An assumed mineral recovery of 90% has been applied in the formula after reviewing the recoveries of typical antimony projects in Australia including Hillgrove and Costerfield. Expected recoveries will be updated once sufficient data has been obtained from future metallurgical study.
- These assumptions result in a chosen AuEq calculation formula for Ricciardo of:
- $AuEq$ (g/t) = Au (g/t) + 2.12 × Sb (%)
- This formula is deemed appropriate for exploration results at Ricciardo and other deposits within the Golden Range Project (to facilitate easy comparison), prior to updating the equation for Mineral Resource reporting (as was the case for the Ricciardo Sb MRE); and is the same as that used for initial reporting of results at Ricciardo, refer ASX Release 1 October 2024. In Warriedar's opinion all the elements included in the metal equivalents calculation have reasonable potential to be recovered and sold.

Appendix C

References



Appendix C | Key References

Notes, Sources & Assumptions
This presentation is general in nature and contains no new information. All information is extracted from the following ASX announcements, which contain the full details, material assumptions, risks and outcomes. These announcements should be read in full:

Primary Source Announcements (27 July 2026) and corresponding Footnote reference

- [1] **"Capricorn Gold Reserves Increase to 5.2 Million Ounces"** Group Ore Reserves of 5.24 Moz and Mineral Resources of 8.66 Moz; Karlawinda ORE and MRE update; production outlook basis for Karlawinda.
- [2] **"Compelling Mt Gibson PFS Update"** Updated Mt Gibson PFS including maiden underground reserve, production targets (including 260koz pa steady-state), LOM physicals, economics, and the basis for the group >400 koz pa run-rate.
- [3] **"Range 500 Aspiration"** Statement of the Company's aspirational target to reach 500 koz pa production and associated cautionary language.

Supporting Announcements / Statements

- [4] **KGP Reserve Updates, ASX Releases** (3 August 2017, Karlawinda Maiden Ore Reserve Statement | 17 April 2020, Karlawinda Ore Reserve Update | 27 October 2022, Karlawinda Reserve and Resource Update | 1 August 2024, KGP Ore Reserve Increases to 1.43Moz's | 6 October 2025, 4.0Moz Gold Reserves | 27 July 2026
  Capricorn Gold Reserves Increase to 5.2 Million Ounces) Supporting information related to the ORE inventory changes over time
- [5] **MGGP Reserve Updates, ASX Releases** (19 April 2023, Mt Gibson Maiden Ore Reserve | 19 April 2024, MGGP Ore Reserve Grows to 1.83M Ounces | 15 November 2024, MGGP Ore Reserve Grows to 2.59 Million Ounces | 6 October 2025, 4.0Moz Gold Reserves | 27 July 2026, Compelling Mt Gibson PFS Update / Capricorn Gold Reserves Increase to 5.2 Million Ounces) Supporting information related to the ORE inventory changes over time

[6] **Group Production Outlook (>400 koz pa)** Derived from the production targets in the Compelling Mt Gibson PFS Update, including targeted commencement date and the existing Karlawinda 150 koz production target first expressed on 29 October 2024 entitled "Karlawinda Gold Project Expansion Board Approved".

- [7] **Warriedar Resources Limited (ASX:WA8) wholly owned subsidiary of the company, ASX Releases** – 28 November 2022 ("Major Gold Project Acquisition") and 5 May 2025 ("Ricciardo Project MRE Update") Source of the Golden Range Mineral Resource estimate of 1.38 Moz, which can be accessed via www.asx.com.au/markets/trade-our-cash-market/historical-announcements
- [8] **FY26 Results and FY27 Guidance** (Quarterly Activities Statement, 31 July 2026) and FY27 Q1 results (Quarterly Activities Report, 29 October 2026).
- [9] **Lexington drill results** ("Exceptional Results at Lexington Confirm Growing UG at MGGP" and Quarterly Activities ASX announcement dated 28, 29 April 2026 & 31 July 2026; "Further High-Grade Results at Lexington Extend Underground Potential at MGGP" 26 October 2026)
- [10] **Peer Comparison Reserves, Slide 4** (Appendix A for Peer Comparison data and supporting source ASX releases. Best endeavors have been used to ensure data accuracy. Readers should refer to the full company ASX announcements for complete Ore Reserve details.)
- [11] **Cash Build** represents cash to balance sheet prior to debt & hedging closure payments, dividends, expansion project capital and exploration.

Forward-Looking Statements
Reminder, this presentation contains forward-looking statements that involve risks and uncertainties. Readers should not place undue reliance on them. Full details are set out in the announcements listed above.