ROX RESOURCES

ASX: RXL



Annual General Meeting

November 2026

Important Information and Disclaimer

Important - you must read the following before continuing

The following notices and disclaimers apply to this presentation and you are therefore advised to read this carefully before reading or making any other use of this presentation or any information contained in this presentation. This presentation has been authorised for release to the Australian Securities Exchange ("ASX") by the Board of directors of Rox (“Board”).

This presentation may not be distributed in any jurisdiction except in accordance with the legal requirements applicable in such jurisdiction. Recipients should inform themselves of the restrictions that apply in their own jurisdiction. A failure to do so may result in a violation of securities laws in such jurisdiction.

Summary information

This presentation contains general and background information about Rox's activities current at the date of this presentation (unless otherwise indicated). The information in this presentation is in summary form and does not purport to be complete nor does it contain all the information in relation to Rox. It should be read in conjunction with Rox's other periodic and continuous disclosure announcements lodged with the ASX at www.asx.com.au. Recipients should conduct their own investigations and perform their own analysis in order to satisfy themselves as to the accuracy and completeness of the information, statements and opinions contained in this presentation.

Not an Offer

This presentation is for information purposes only. Neither this presentation nor the information contained in it constitutes an offer, invitation, solicitation or recommendation in relation to the purchase or sale of shares in any jurisdiction.

Financial information

All financial information in this presentation is in Australian dollars unless otherwise stated.

Non-IFRS Financial Measures

The Company uses certain financial measures to assess how the Project is projected to perform. These financial measures, such as net present value (NPV) and internal rate of return (IRR) (collectively referred to as Non-IFRS Financial Measures) are not recognised under International Financial Reporting Standards (IFRS).

The Company considers the Non-IFRS Financial Measures provide useful information about the estimated financial forecasts derived from the DFS, however, they should not be considered in isolation or as a substitute for measures of performance or cash flow prepared in accordance with IFRS.

Since the financial forecasts and economic discussion in this announcement are not based on IFRS, they do not have standardised definitions and the way these measures have been derived may not be comparable to similarly titled measures used by other companies. Investors should therefore not place undue reliance on these Non-IFRS Financial Measures.

Not investment advice

This presentation does not constitute investment advice and has been prepared without taking into account the recipient's investment objectives, financial circumstances or particular needs and the opinions and recommendations in this presentation are not intended to represent recommendations of particular investments to particular persons. Recipients should seek professional advice when deciding if an investment is appropriate. All securities transactions involve risks, which include, amongst others, the risk of adverse or unanticipated market, financial or political developments.

No Liability

To the maximum extent permitted by law, Rox and its related bodies corporate and affiliates, and the respective officers, directors, partners, employees, agents and advisers of Rox and its related bodies corporate and affiliates: (i) disclaim all responsibility and liability (including, without limitation, any liability arising from fault, negligence or negligent misstatement) for any loss, expense, damage or cost arising from this presentation or reliance on anything contained in or omitted from it or otherwise arising in connection with this presentation; (ii) disclaim any obligations or undertaking to release any updates or revision to the information in this presentation to reflect any change in expectations or assumption; and (iii) do not make any representation or warranty, express or implied, as to the accuracy, reliability, completeness of the information in this presentation or that this presentation contains all material information about Rox or that a prospective investor or purchaser may require in evaluating a possible investment in Rox or acquisition of shares in Rox, or likelihood of fulfilment of any forward-looking statement or any event or results expressed or implied in any forward-looking statement.

No party other than Rox has authorised or caused the issue of this presentation, or takes any responsibility for, or makes any statements, representations or undertakings in this presentation.

Forward-Looking Statements

This presentation may include forward-looking statements. Forward-looking statements include, but are not limited to, statements preceded by words such as “planned”, “expected”, “projected”, “estimated”, “may”, “scheduled”, “intends”, “anticipates”, “believes”, “potential”, “could”, “likely”, “nominal”, “conceptual”, “propose”, “will”, “forecast”, “estimate”, and similar expressions. Forward-looking statements are only predictions and are subject to risks, uncertainties and assumptions which are outside the control of Rox. Neither the Company, its officers nor any other person gives any warranty, representation, assurance or guarantee that the events or other matters expressed or implied in this presentation (including the forward-looking statements) will actually occur. Actual values, results or events may be materially different to those expressed or implied in this presentation. Given these uncertainties, recipients are cautioned not to place reliance on forward-looking statements.

Any forward-looking statement in this presentation speak only at the date of issue of this presentation. Subject to any continuing obligations under applicable law and the ASX Listing Rules, Rox does not undertake any obligation to update or revise any information or any of the forward-looking statements in this presentation or any changes in events, conditions or circumstances on which any such forward-looking statement is based.

Important Information and Disclaimer

DFS Production Target

The DFS Production Target (and forecast financial information derived from the DFS Production Target) referred to in this presentation is underpinned by approximately 80% Indicated Mineral Resources and 20% Inferred Mineral Resources over the DFS mine life. The first four years of the DFS Production Target are underpinned by approximately 89% Indicated Mineral Resources and 11% Inferred Mineral Resources. The total Life of Mine Production Target comprises approximately 20% Inferred Resource ounces, 5% Indicated Resource ounces outside Ore Reserves, and 75% Probable Ore Reserve ounces. There is a low level of geological confidence associated with Inferred Mineral Resources and there is no certainty that further exploration work will result in the conversion of Inferred Mineral Resources to Indicated Mineral Resources, or that the DFS Production Target itself (or the forecast financial information derived from it) will be realised.

Competent Person Statements

Exploration Results

The information in this presentation that relates to Exploration Results is based on information compiled and reviewed by Jonathan Streeter a Competent Person who is a Fellow of the Australian Institute of Geoscientists (AIG), GM Geology at Rox Resources and holds performance rights in the Company. Mr Streeter has sufficient experience that is relevant to the style of mineralisation and type of deposit under consideration and to the activity which he is undertaking to qualify as a Competent Person as defined in the 2012 Edition of the 'Austalasian Code for Reporting of Exploration Results, Mineral Resources and Ore Reserves'. Mr Streeter consents to the inclusion in the report of the matters based on the information in the form and context in which it appears.

Mineral Resource Statements

The statement of estimates of Mineral Resources for the Youanmi Gold Project in this presentation was reported by Rox in accordance with ASX Listing Rule 5.8 and the JORC Code (2012 edition) in the announcement "Annual Mineral Resource and Ore Reserve Statement" released to the ASX on 9 September 2026, and for which the consent of the Competent Person Mr Steve Le Brun was obtained. A copy of that announcement is available at www.asx.com.au. Mr Le Brun is the Principal Resource Geologist for the Company and holds performance rights and shares in the Company. Rox confirms it is not aware of any new information or data that materially affects the Mineral Resources estimates information included in that market announcement and that all material assumptions and technical parameters underpinning the Mineral Resources estimates in that announcement continue to apply and have not materially changed. Rox confirms that the form and context in which the Competent Person's findings are presented have not been materially modified from that market announcement.

Metallurgical Results

The information in this presentation that relates to metallurgical results is based on information compiled and reviewed by Mr Michael Davis a Competent Person who is a Fellow of the Australasian Institute of Mining and Metallurgy and a Metallurgist and Director of MineScope Services Pty Ltd. Mr Davis has sufficient experience relevant to the style of mineralisation and type of deposit under consideration and to the activity which he has undertaken to qualify as a Competent Person as defined in the 2012 Edition of the 'Code for Reporting of Exploration Results, Mineral Resources and Ore Reserves'. Mr Davis consents to the inclusion in the report of the matters based on his information in the form and context in which it appears.

Ore Reserve Estimate

The statement of estimates of Ore Reserves for the Youanmi Gold Project in this presentation was reported by Rox in accordance with ASX Listing Rule 5.9 and the JORC Code (2012 edition) in the announcement "Annual Mineral Resource and Ore Reserve Statement" released to the ASX on 9 September 2026, and for which the consent of the Competent Person Mr Daniel Marchesi was obtained. A copy of that announcement is available at www.asx.com.au. Mr Marchesi is the General Manager - Studies for the Company and holds performance rights and shares in the Company. Rox confirms it is not aware of any new information or data that materially affects the Ore Reserves estimates information included in that market announcement and that all material assumptions and technical parameters underpinning the Ore Reserves estimates in that announcement continue to apply and have not materially changed. Rox confirms that the form and context in which the Competent Person's findings are presented have not been materially modified from that market announcement.

Definitive-Feasibility Study

The information in this presentation that relates to the DFS Production Target and Definitive Feasibility Study for the Youanmi Gold Project was reported by Rox in accordance with ASX Listing Rules and the JORC Code (2012 edition) in the announcement "Youanmi Gold Project Definitive Feasibility Study" released to the ASX on 13 November 2025, and for which the consent of the Competent Person Mr Daniel Marchesi was obtained. A copy of that announcement is available at www.asx.com.au. Mr Marchesi is the General Manager - Studies for the Company and holds performance rights and shares in the Company. Rox confirms it is not aware of any new information or data that materially affects the information included in that market announcement and that all material assumptions and technical parameters underpinning the production target, and the related forecast financial information derived from the production target in that market announcement continue to apply and have not materially changed. Rox confirms that the form and context in which the Competent Person's findings are presented have not been materially modified from that market announcement.

Aspiration to Grow Towards 150kozpa Gold Production[1]

Globally recognised, premier gold province

Located in the central Youanmi Greenstone Belt within the Southern Cross Province of the Archaean Yilgarn Craton, Western Australia – globally recognised as Australia's premier gold province

Experienced team with proven record

Experienced team with proven record in developing Australian gold mines. Vision to deliver sustainable and superior value for our shareholders, employees and communities

Accelerated, de-risked pathway to first gold

All required environmental permits received. Ore development advancing, stoping commenced, building high-grade ore stockpiles on multiple mining fronts. Mill construction advancing.

Organic Growth beyond the DFS mine plan

Mine Plan throughput of 900ktpa vs 1,000ktpa nameplate capacity. With infill, extensional and regional drilling planned and underway, demonstrating potential to increase production rates and extend life of mine

Resource and Reserve Upgrades

Ore Reserve Estimate of 4.8 Mt @ 4.7 g/t Au for 727 koz
Mineral Resource of 12.4 Mt @ 5.5 g/t Au for 2,195 koz
Mine plan of 5.7 Mt @ 4.9 g/t Au for 900 koz (DFS)

Fully Funded

A$218M equity completed, Syndicated Facility of A$300M plus A$20M Cost Overrun and A$30M Bank Guarantee facilities committed by tier one banks
Final Investment Decision achieved 17 March 2026
Financial Close achieved start of October 2026

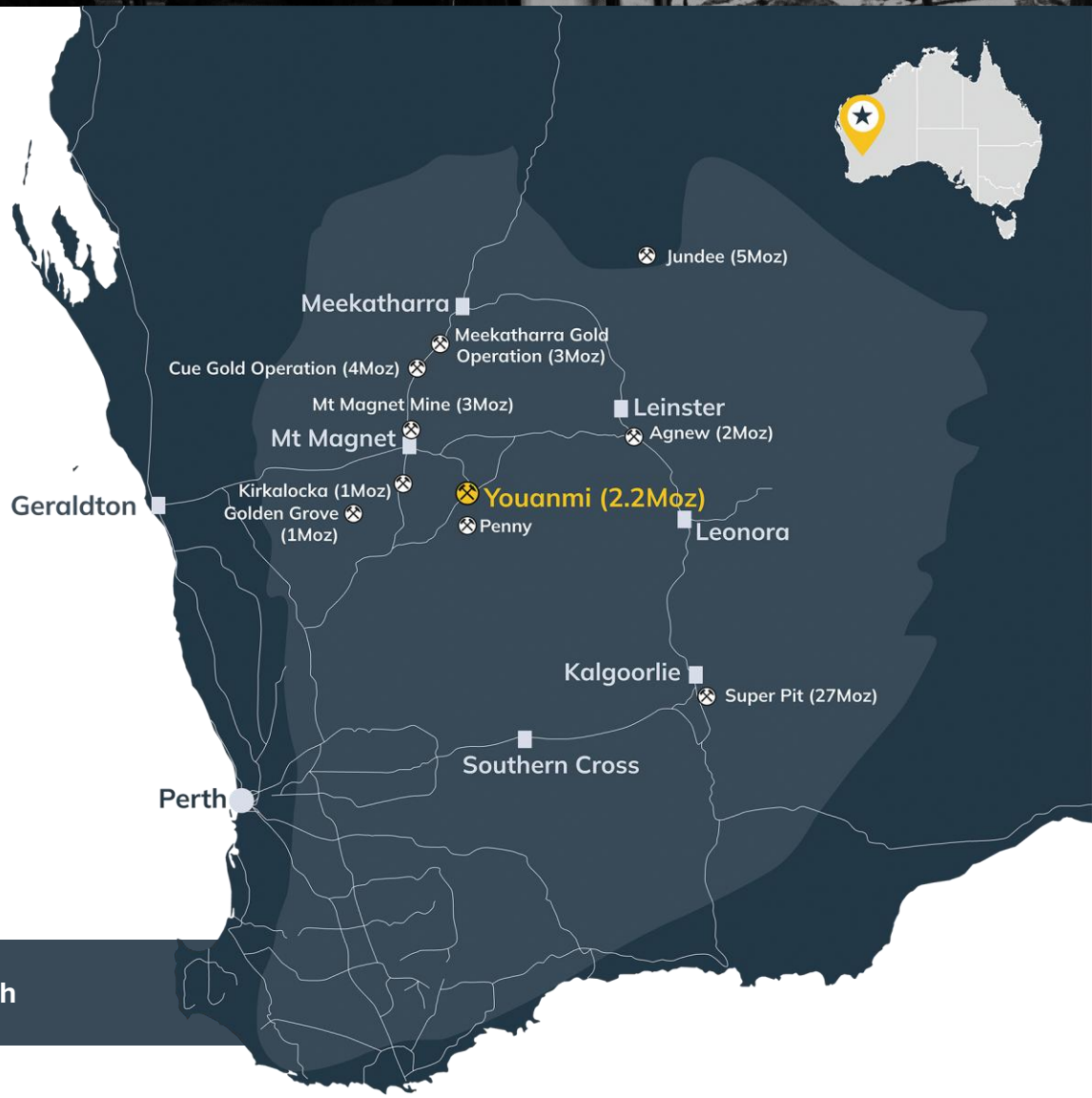

Strong Execution to Date with Project Delivery On Time, On Budget. Now Accelerating Growth

1. The Company's aspiration to become a +150kozpa gold producer is a strategic objective only and is not a production target or forecast. Achievement of this aspiration is dependent on future resource conversion, exploration success, study outcomes, and other factors. The Company does not yet have reasonable grounds that the aspiration can be achieved.

Corporate information

Capital structure (23 November 2026)

Shares on Issue	1,397m
Share Price	A$0.495
Market Capitalisation	A$692m
Performance Rights	35.0m
Cash and cash equivalents[1]	A$149.2m

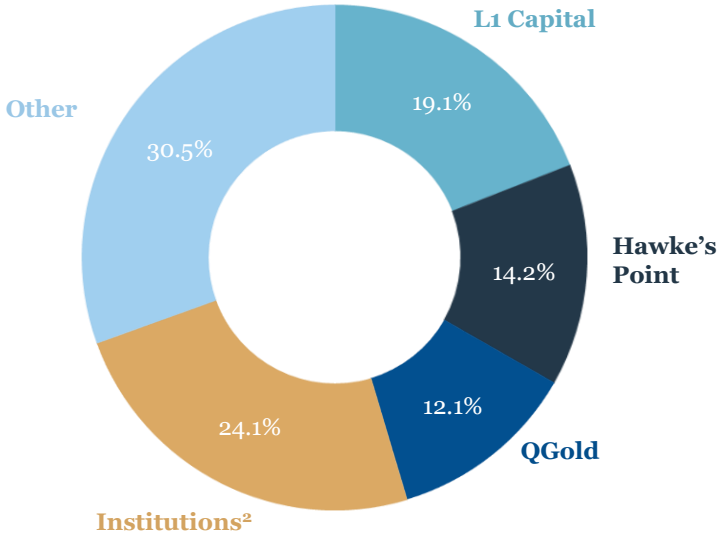

Analyst Coverage

BMO Capital Markets

ORD MINNETT

cg/ Canaccord Genuity

Media Coverage



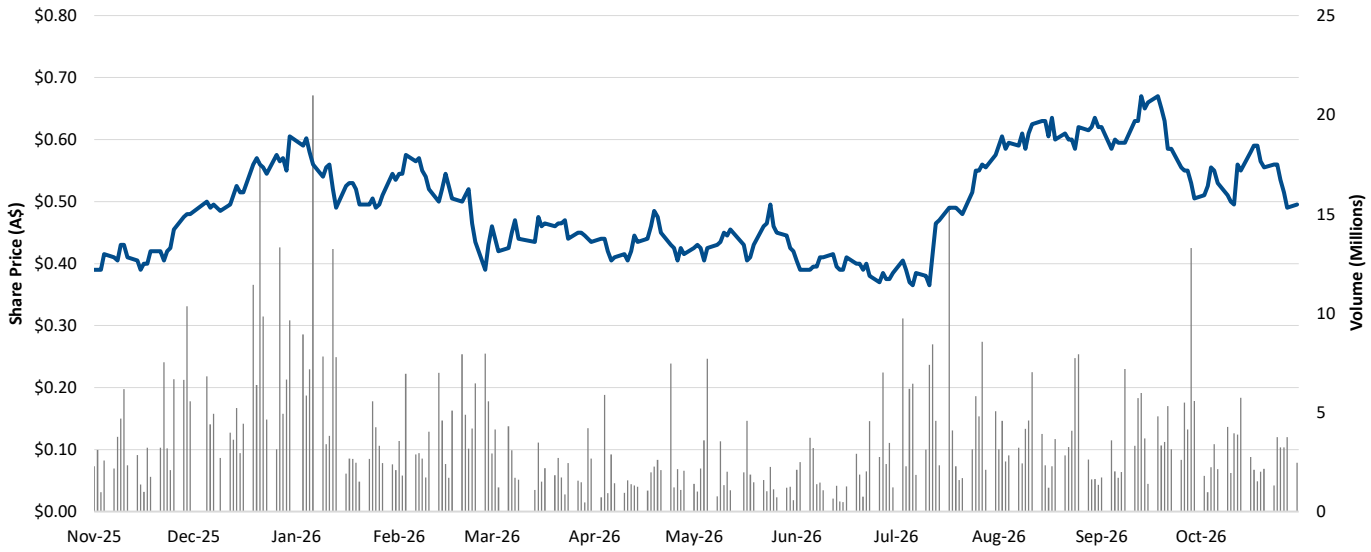

Notes
1. Cash balance as at 30 September 2026 plus first drawdown of debt facility (refer ASX announcement "October construction and mining update" dated 12 October 2026)
2. Institutions calculated as at 20 October 2026

Team, Vision, Mission

Board of Directors



Stephen Dennis
Non-Executive Chair



Phillip Wilding
Managing Director & CEO



Alan Rule
Non-Executive Director



Nathan Stoitis
Non-Executive Director



David Boyd
Non-Executive Director

Management



Greg Hoskins
CFO & Company Secretary



Oliver Keene
General Manager - Operations



Daniel Marchesi
General Manager – Planning and Development



Jonathan Streeter
General Manager - Geology



Andrew Shaw-Stuart
Exploration Manager

Experienced team with proven record in developing Australian gold mines.

Vision to deliver sustainable and superior value for our shareholders, employees and communities.

Accelerated delivery of Youanmi

Execution-focused, proven development team with strong on-time, on-budget delivery to date







Sep-24

- Management Changes ✓
- Start of Dewatering ✓
- Commenced Site Construction ✓
- Underground Mining Permits ✓
- DFS & A$200m Placement ✓
- Construction Permits Approved ✓
- Final Investment Decision ✓
- Executed Fixed Cost EPC contract ✓
- Mill under Construction, Fully Permitted ✓
- Stoping Commenced United North ✓

2026 +

- ✓ Step-Up 35,000m Drill Program
- ✓ MRE Update to 2.2Moz
- ✓ Appointment of Byrnecut
- ✓ First Cut Fired at Youanmi
- ✓ EPC contractor engaged
- ✓ Fully funded with $350m in debt facilities
- ✓ Open Pit Dewatering Complete
- ✓ Building High-Grade Stockpiles
- ✓ Reserve Update 727koz
- Growth Aspiration Beyond the DFS Mine Plan

Demonstrated development execution to deliver WA's next gold producer

Significantly de-risked pathway to first gold

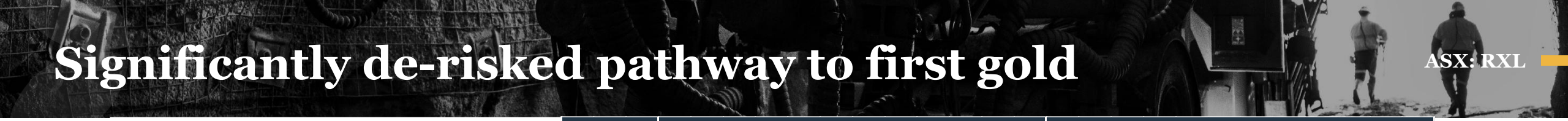

		CY25	CY26				CY27			
		Q4	Q1	Q2	Q3	Q4	Q1	Q2	Q3	Q4
Key Project Milestones	Deliverables	DFS	Funding and FID	Mill construction and commissioning			First gold	Operating		
Drilling	Definition, Extension, Growth			Resource Definition, Growth and Exploration Drilling						
Ancillary	Approvals	MDCP Plant & Tails								
		Works Approvals								
	Camp Construction	Phase 1 60 Rooms	Phase 2 - 240 Rooms and Dry Mess							
Processing	Design		Plant Engineering Drawings and Early Component Orders							
	Mill Construction			Processing Plant Ground Works	Processing Plant Construction					
	Mill Commissioning	DELIVERED						Mill Commission		
	Related Infrastructure Construction				Construction of Tailings Storage Facility, Power Station, Oxygen Facility				PV (Solar) Installation	
Mining	Dewatering	Main pit and start of Youanmi UG		Underground Dewatering						
	Underground Mining		United North Development				United North Stope Production			
				Youanmi Development				Youanmi Stope Production		
					Pollard Development					
				Commissioning Ore Stockpile Build - target 190kt at 3.3g/t Au						

Growth Potential Beyond the DFS Mine Plan

The Company's aspiration is to become a +150kozpa gold producer[1]

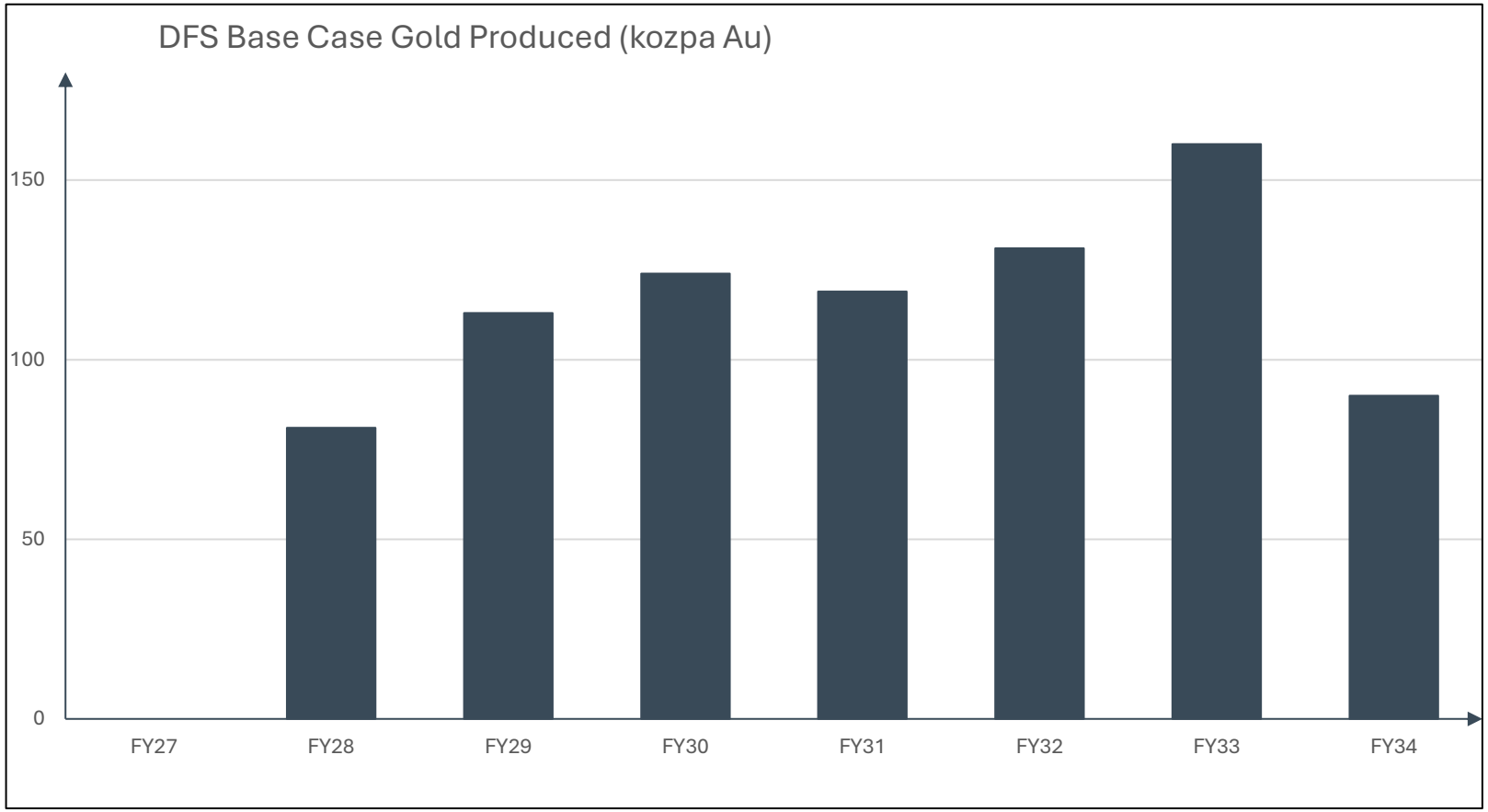

The Opportunity:

Increasing Production Rates & Extending Mine Life

- DFS mine plan throughput of 900ktpa vs 1,000ktpa name plate capacity
  - Latent capacity to process more ore
- DFS outlines 817koz over 7 years vs 2.2Moz Mineral Resource Estimate
  - DFS is a base case plan
- Strong exploration potential
  - Significant ground holding of under-explored tenements

1. The Company's aspiration to become a +150kozpa gold producer is a strategic objective only and is not a production target or forecast. Achievement of this aspiration is dependent on future resource conversion, exploration success, study outcomes, and other factors. The Company does not yet have reasonable grounds that the aspiration can be achieved.

Demonstrated High-Grade Beyond the Mine Plan

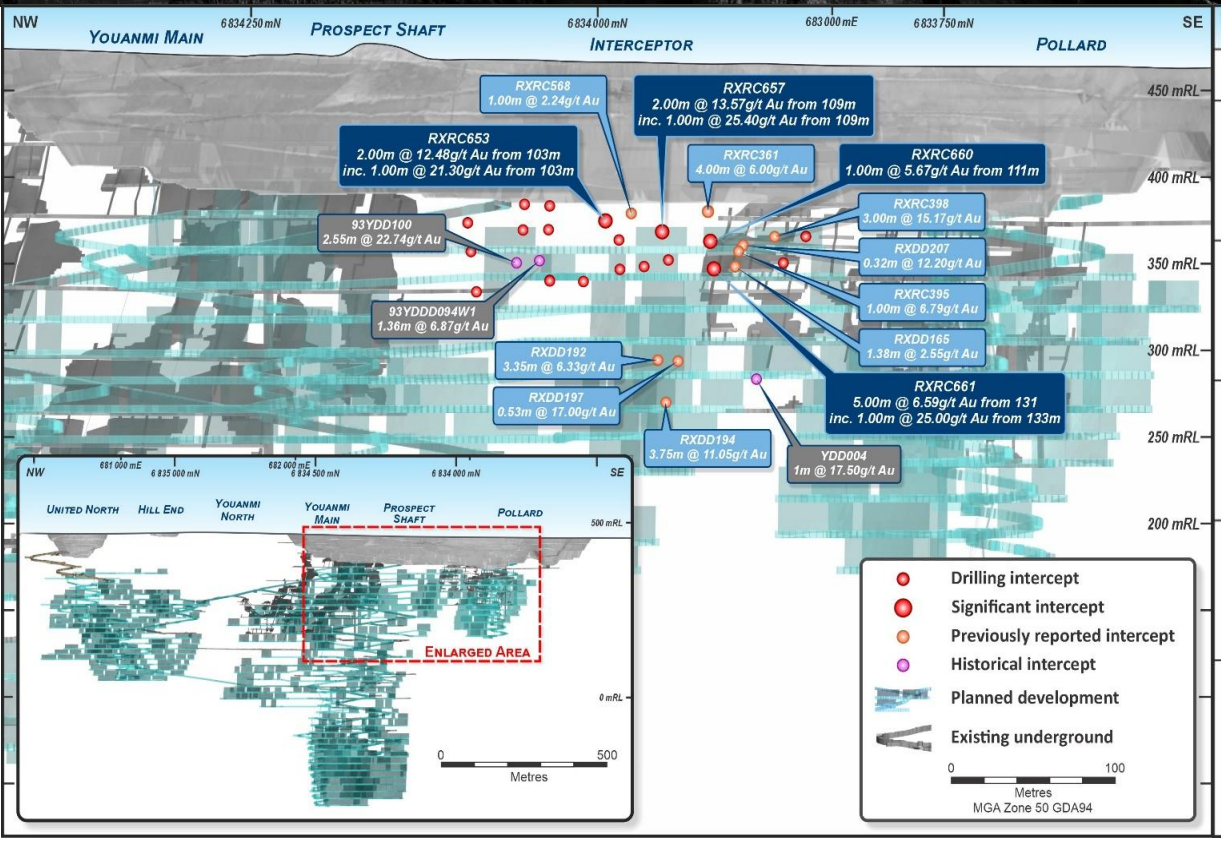

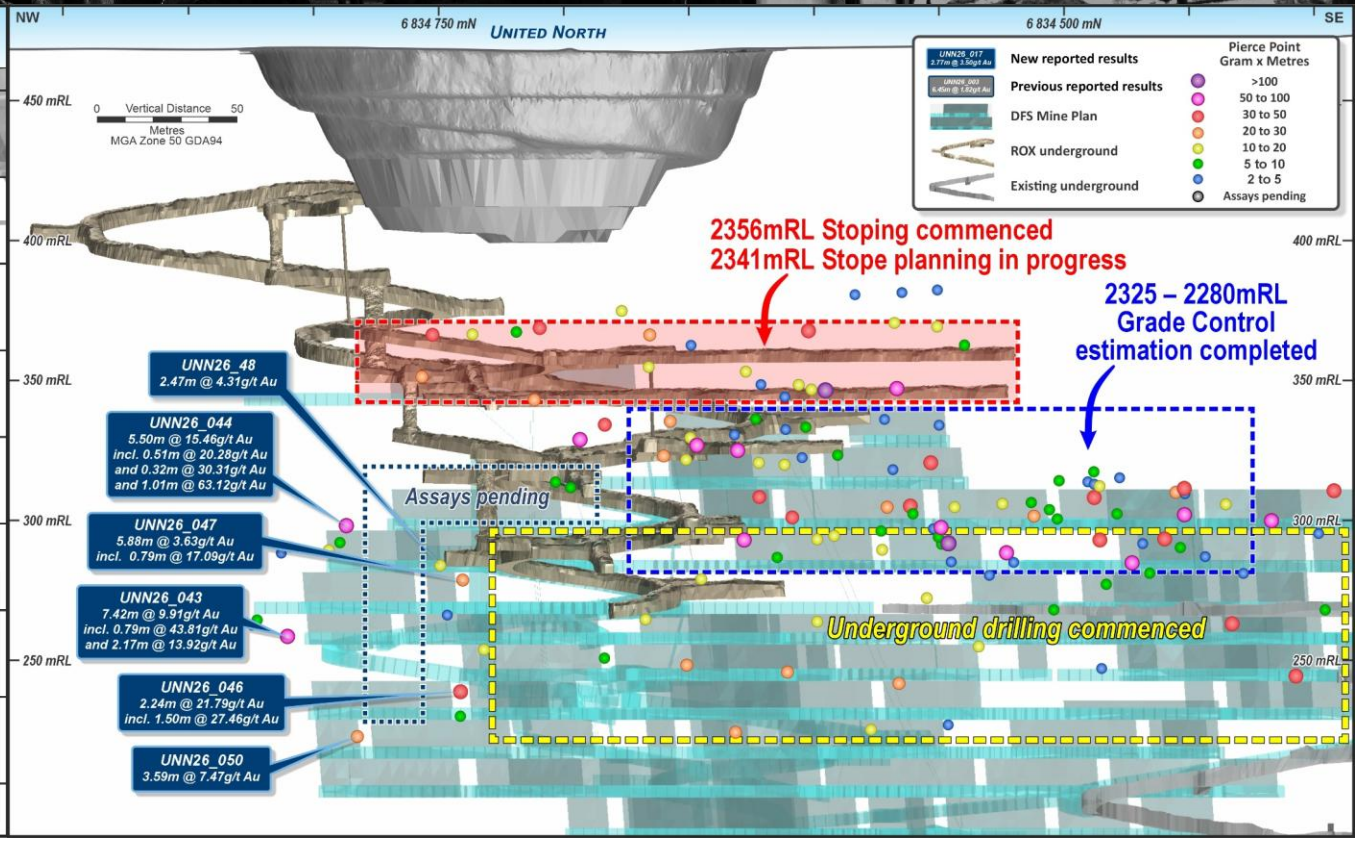

Base Mine Plan is the starting point

- Surface infill programs ahead of mining completed
  - Positive results with increased mineralization identified outside of mine plan
  - Interceptor (left)[1]

- Underground drilling ahead of mining front
  - Significant results reported, United North (right)[2]
  - Nominal 20m x 20m spacing, tighter as required, intent to have +12mths drilled ahead of mining ~ 50,000m program
- Deeper program under United North commenced for growth from surface

1. Refer to ASX announcement titled and dated "High Grade Drilling Results" 16 July 2026
2. Refer to ASX announcement titled and dated "Stoping underway and high grade infill results" 9 November 2026

Pipeline to Lift Production & Extend Mine Life

Substantial pipeline of near- mine growth targets

- Strong opportunities to unlock more potential in the Mine Plan with further planned drilling along strike and down dip
- Underground drilling to fast-track reserve conversion across newly accessible high-priority targets
- Top 300m of the Resource has greater than 4,000oz/vertical metre

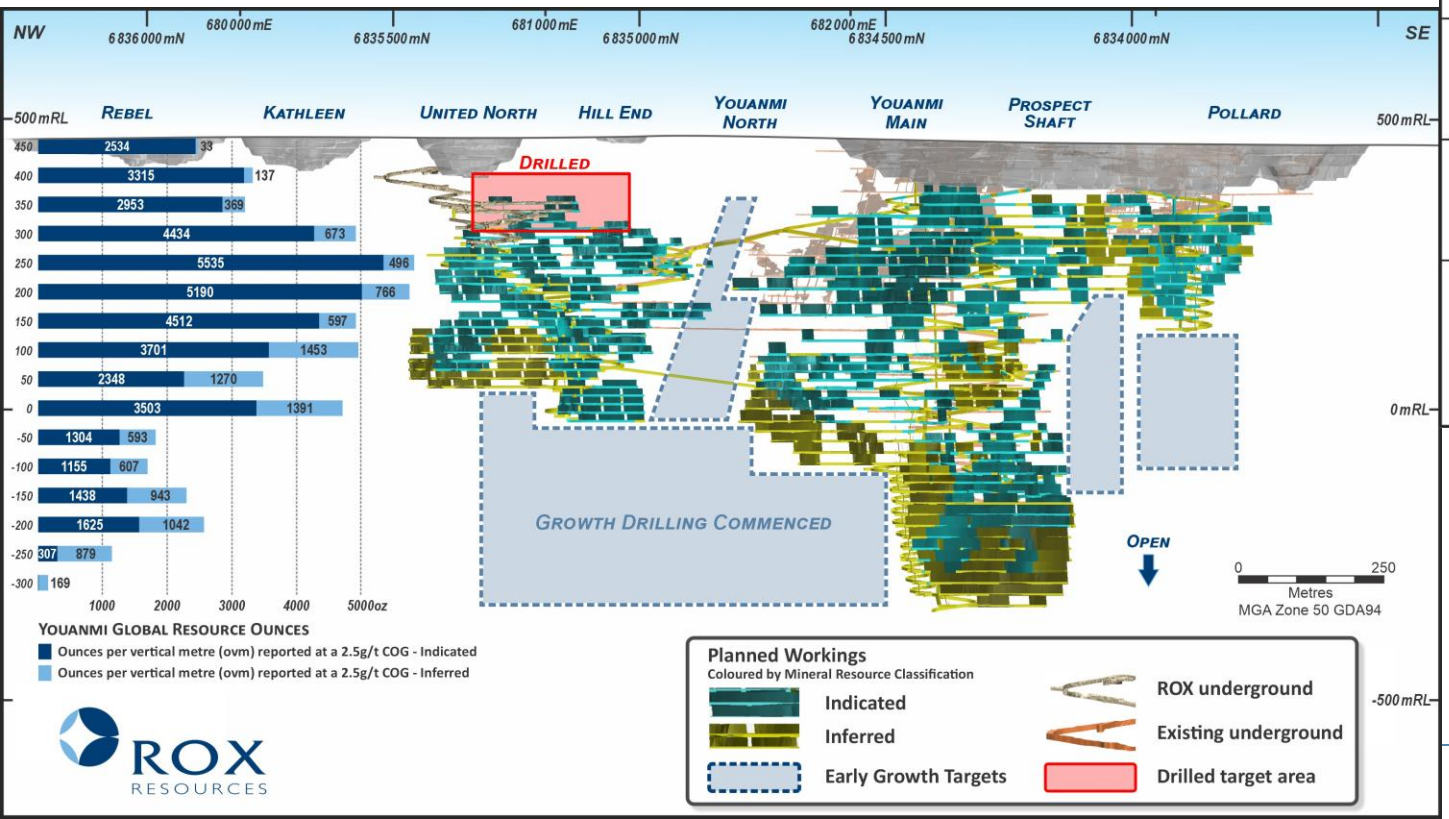

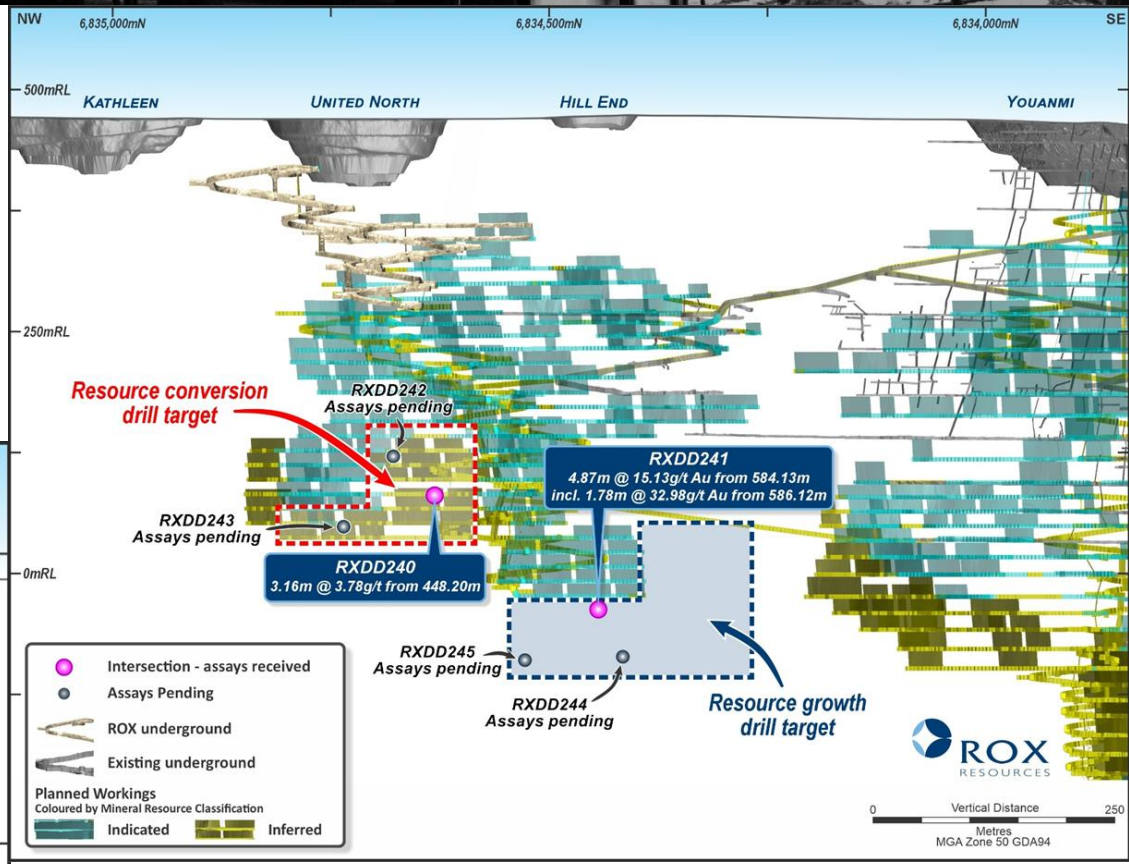

- Down dip growth drilling program underway, untested area
  - First growth hole significant intercept 4.87m @ 15.13g/t Au[1]
- Significant opportunity to increase mining production rate and extend life of mine
- Target for early production rate increases and extension to mine life

1. Refer to ASX announcement titled and dated "United North Growth Drilling Update" 5 November 2026

Regional exploration potential – unlocking a large system

>60km strike on Youanmi Shear Zone

- Under explored
- ➢ 2025 Aeromagnetic interpretation identifies previously unidentified structural analogue to Youanmi
- ➢ Drilling historically focused around Youanmi and Penny
- Upcoming works to focus on:
- ➢ Mapping and reconnaissance of Youanmi Structural Analogue, drill planning
- ➢ Drill planning for Hope Prospect
- ➢ Exploration Incentive Scheme (EIS) co-funded drilling for southern end of Youanmi (Paddy's to Pollard)
- ➢ Commonwealth Mineral Resource update

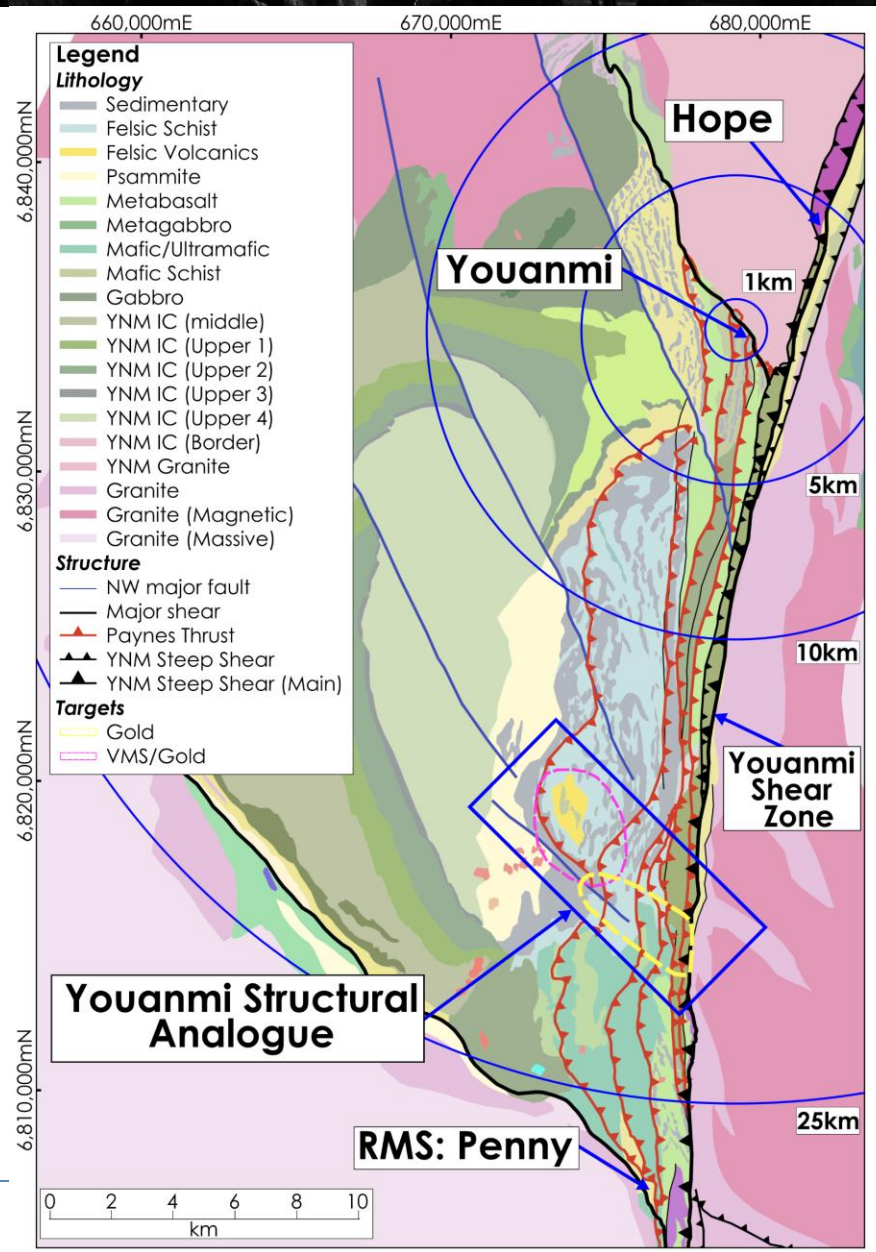

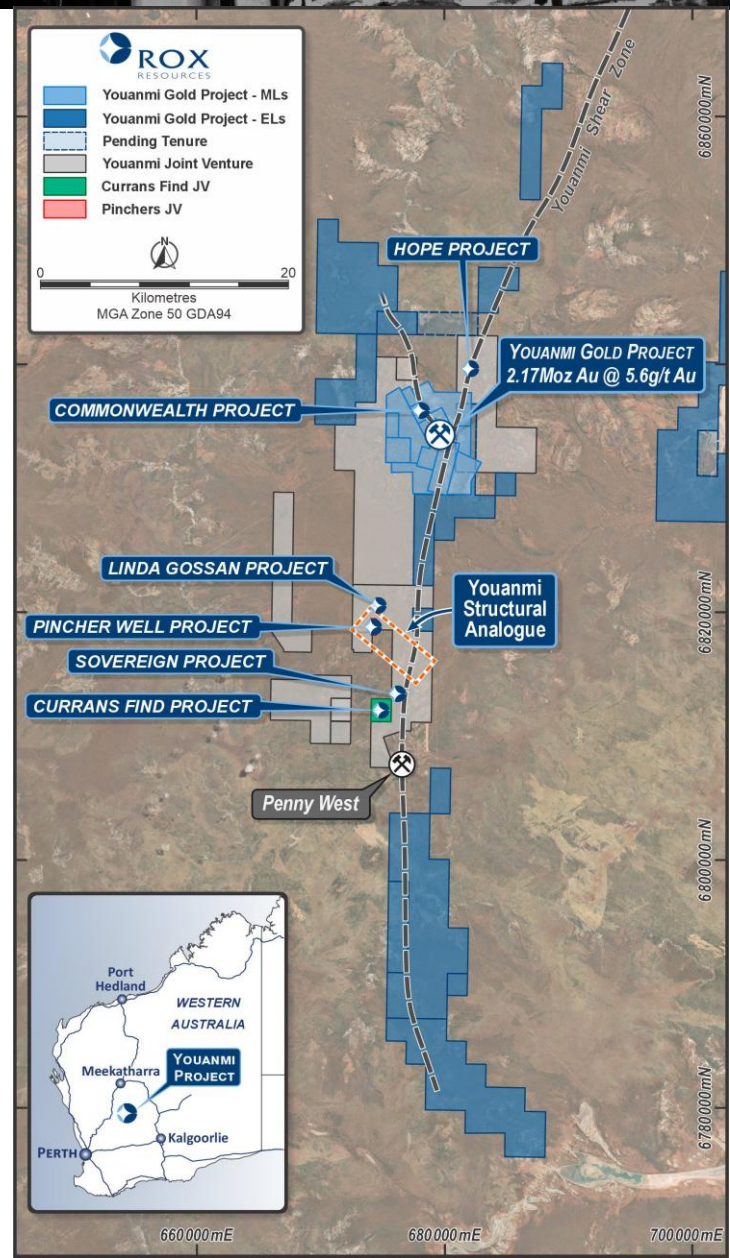

Investment highlights



Production pathway

- Pre-production and stockpiling commenced, production stoping commenced
- First gold pour mid-2027
- Production ramp up from late 2027 with initial 7-year life-of-mine

High-grade resource

- 2026 updated high-grade Ore Reserve declared 4.8 MT @ 4.7 g/t for 727koz
- DFS Initial mine plan of 5.7MT @ 4.9 g/t for 900koz
- 2026 updated Mineral Resource of 12.4MT @ 5.5 g/t for 2.2Moz

Opportunity to grow and scale

- Mineral Resource open down dip and along strike
- Drilling continuing from underground, commenced on surface, more in pipeline
- Target to increase production rate and mine life with oversized, expandable mill

Compelling economics

- Low AISC of A$1,978/oz resulting in a high margin at gold price of A$5,200/oz
- High free cash flows to be generated, resilient to gold price movements
- Downside price protection with pre-paid Put Options at strike of A$5,700/oz

Re-rate potential

- Strong re-rate potential as Youanmi Gold Mine moves through development and construction into production
- Equity funding complete, multiple Tier 1 banks, Financial Close achieved



ROX RESOURCES

ASX: RXL

Thank You

Level 1, 87 Colin Street,
West Perth, Western
Australia 6005

+ 61 (8) 9226 0044

www.roxresources.com.au

rox-resources

admin@roxresources.com.au

Strong DFS to FID milestone[1]

Low-cost, high-margin mine with a strong base plan and significant growth upside

Low cost & high margin

- Low AISC of A$1,978/oz resulting in a high margin at gold price of A$5,200/oz Free cash flow of approx. A$2.3B pre-tax at gold price of A$5,200/oz Free cash flow of approx. A$3.0B pre-tax at gold price of A$6,100/oz
- Pre-production capital of A$383M

Average 117koz pa production profile

- Production profile of ~117 koz pa – 817 koz gold doré
- Produced over an initial 7-year Life Of Mine
- Plant metallurgical recovery of 90.8% with fine grind and atmospheric oxidation
- 1,000 ktpa Plant capacity and 900 ktpa initial Mine Plan
- Aspiration to grow production rates and mine life with further drilling
- Mill to have planned stockpile of 190 kt at ~3.3g/t Au prior to commissioning

Compelling NPV and IRR

- NPV_8 A$1.4B and IRR 69% (pre-tax), A$1.0B and IRR 55% (post-tax) at the base case of A$5,200/oz
- NPV_8 A$1.9B and IRR 93% (pre-tax), A$1.3B and IRR 86% (post-tax) at a gold price of A$6,100/oz

High-grade reserve and resource

- Updated September 2026
- Probable Ore Reserve Estimate of 4.8 Mt @ 4.7 g/t Au for 727 koz
- Mineral Resource of 12.4 Mt @ 5.5 g/t Au for 2,195 koz
- Mine plan of 5.7 Mt @ 4.9 g/t Au for 900 koz
  (2025 DFS/Resource)

Fully funded

- A$218M equity completed
- Syndicated Facility of A$300M plus A$20M Cost Overrun and A$30M Bank Guarantee facilities committed by tier one banks
- **Final Investment Decision achieved 17 March 2026**
- **Financial Close achieved start of October 2026, 1st drawdown completed**

1. Refer to ASX announcement titled and dated “Final Investment Decision approved for Youanmi” 17 March 2026

Low All-In Sustaining Cost and Capital

LOM C1 Cash Cost and AISC Breakdown[1]

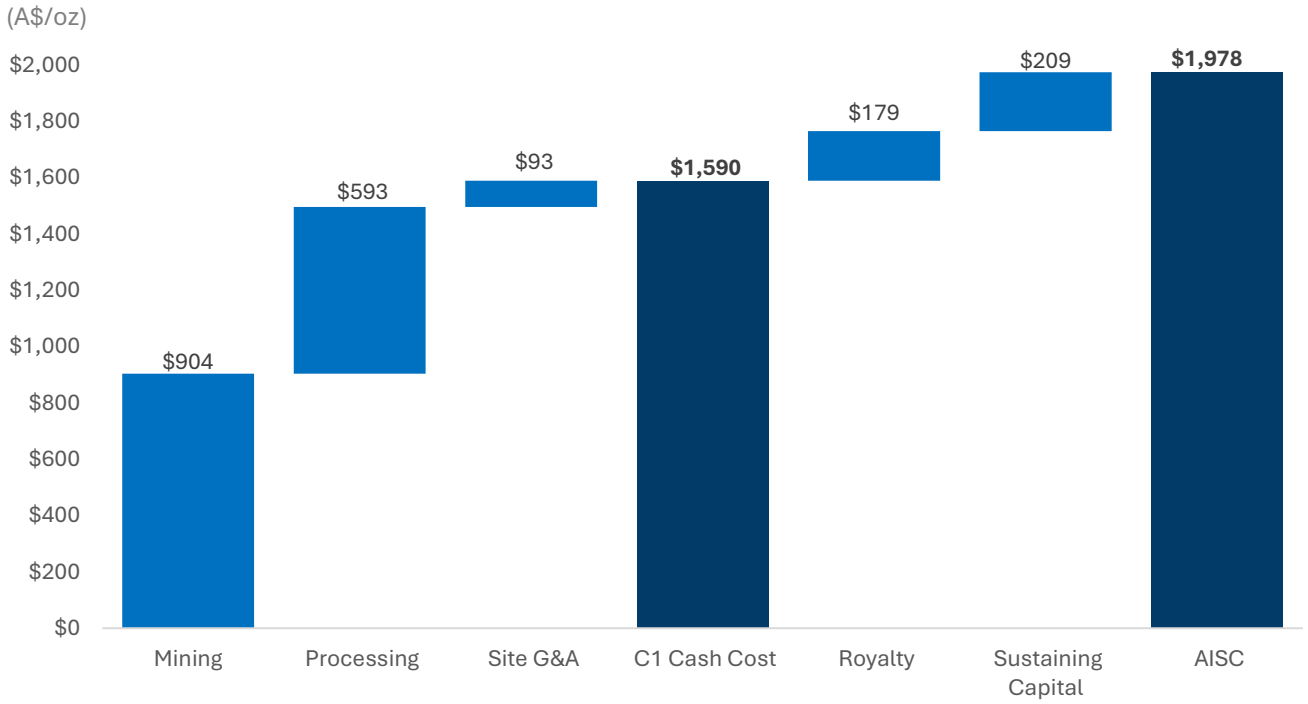

Pre-Production Capital Costs	A$M
Processing Facilities	217
Site Infrastructure	17
Underground Mining	28
Tailings Storage Facility	12
Water Management	2
Capitalised Operating Costs	60
Other	32
Contingency[2]	15
Total Pre-Production Costs	**383**
Sustaining Capital – Life Of Mine	
Underground	121
Other	51
Total Sustaining Capital	**172**

Note:

1. *C1 cash cost and AISC are calculated based on gold produced . C1 cash cost includes mining, processing, administration, and accounting adjustments for stockpile movements, and is calculated based on gold produced post construction and commissioning. All-In Sustaining Cost (AISC) per ounce payable includes C1 cash cost, royalties and sustaining capital calculated based on gold produced post construction and commissioning. It does not include corporate cost, exploration cost and non-sustaining capital.*
2. *Contingency has not been applied to underground mining costs as these have come from direct pricing schedules based on a detailed mine design.*

DFS Production target

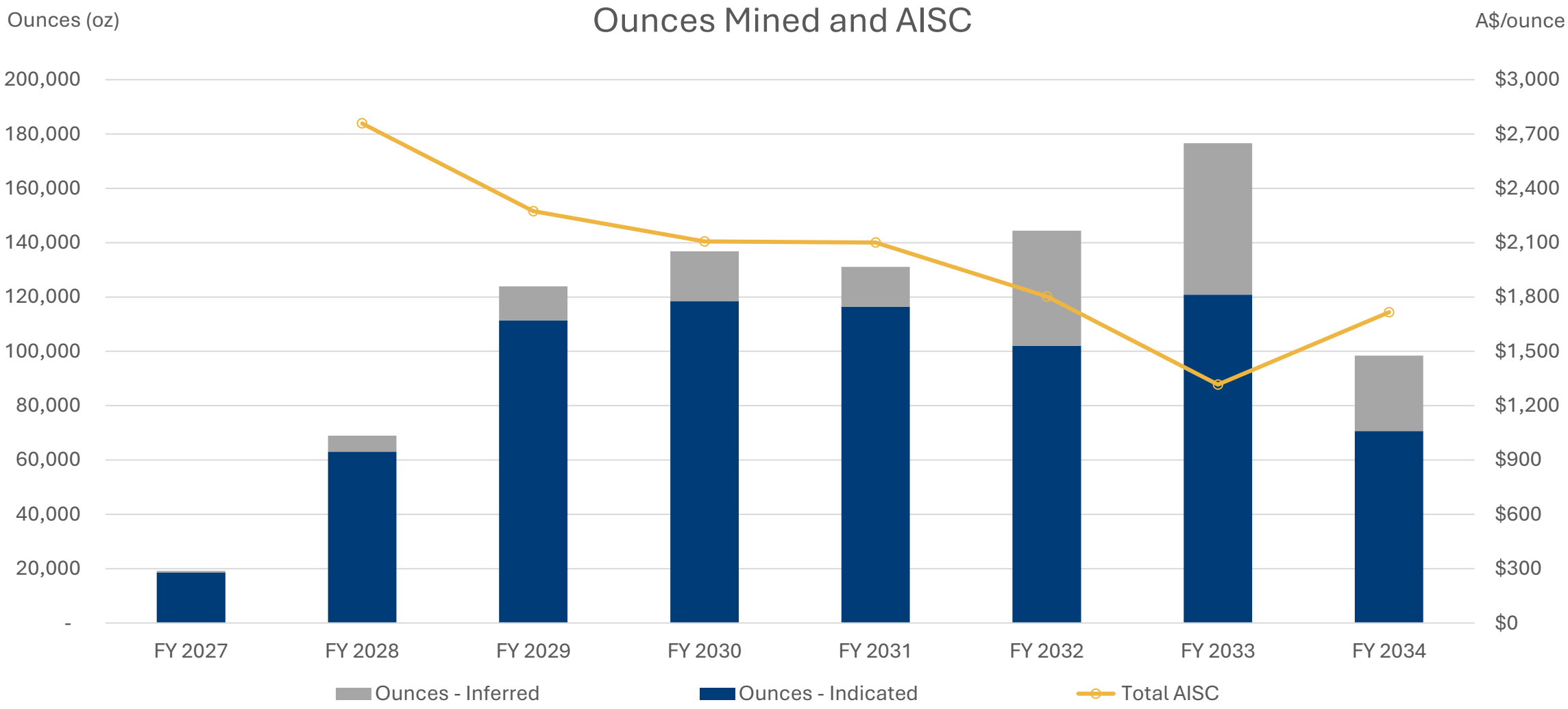

Notes:
Ounces mined includes the pre-production and commissioning period and AISC is calculated post pre-production and commissioning period.

Processing flowsheet

SIMPLE FLOWSHEET TO PRODUCE GOLD DORÉ AVERAGING 117KOZ PER ANNUM – RECOVERIES ESTIMATED AT 90.8%, WITH EXTRA PLANT CAPACITY

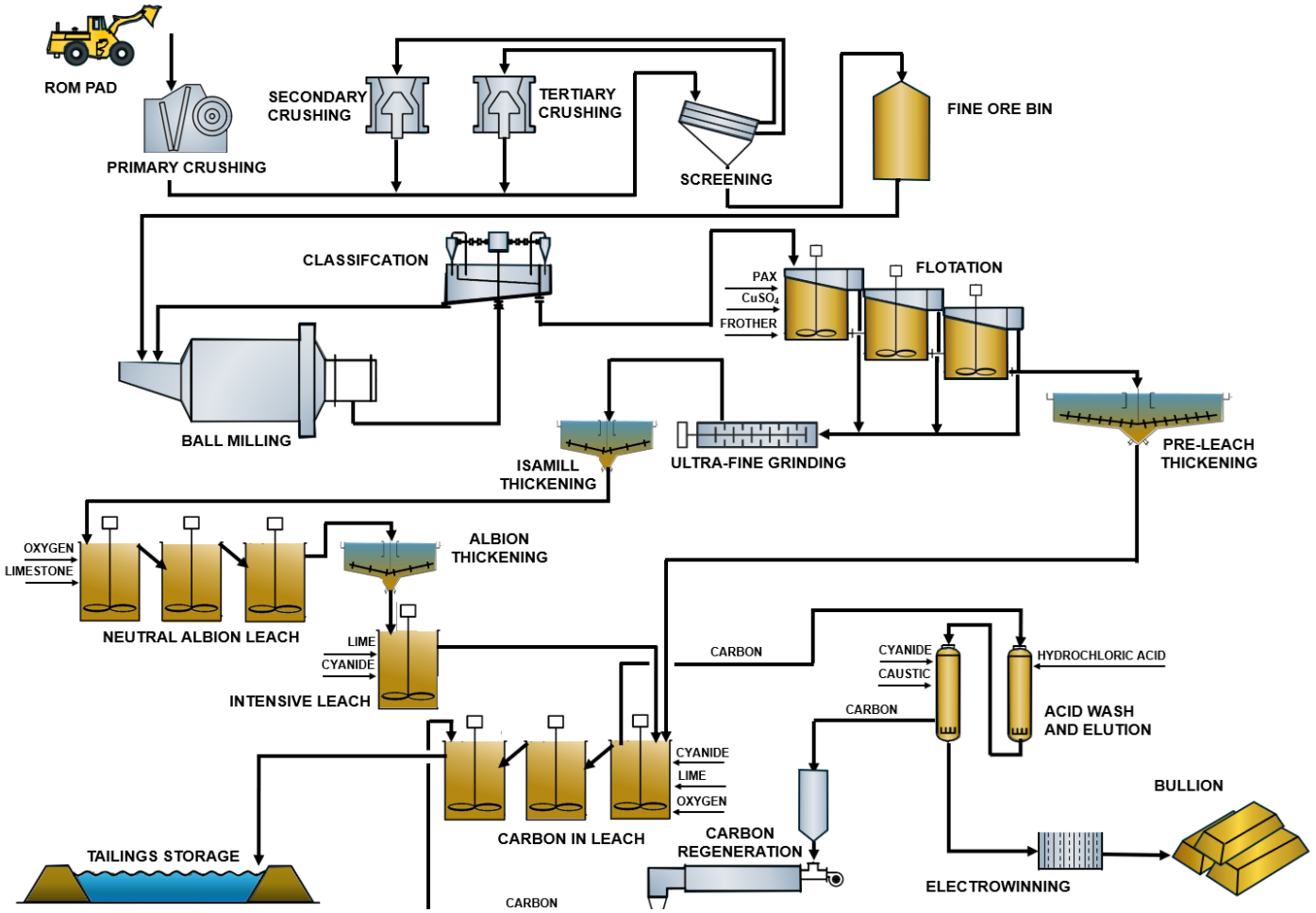

Understood metallurgy, simple flowsheet

92% of gold associated with sulphides, 60% of gold classified as free milling

Sulphide combination of Pyrite and Arsenopyrite

- Gold associated with pyrite mostly recovered with Ultrafine Grind
- Gold on boundaries of Arsenopyrite, partial oxidation required

Comminution (BWi)

- 16 kwh/t, only slightly abrasive, typical 3 stage crush, ball mill to P_{80} 75 µm

Flotation

- Average 91.6% total gold recovery to concentrate
- Mass pull only ~9% (of the feed, this is the amount to concentrate)

Albion Oxidation – the concentrate

- IsaMill ultrafine grind to P_{80} 12 µm
- Recovery of gold from Albion Oxidation of 94.0%

Cyanide Leach

- Conventional leach to recover the gold from the flotation tails and the oxidised concentrate to deliver 90.8% overall recovery

Gold bars poured onsite

Processing plant layout



High-grade ore reserve

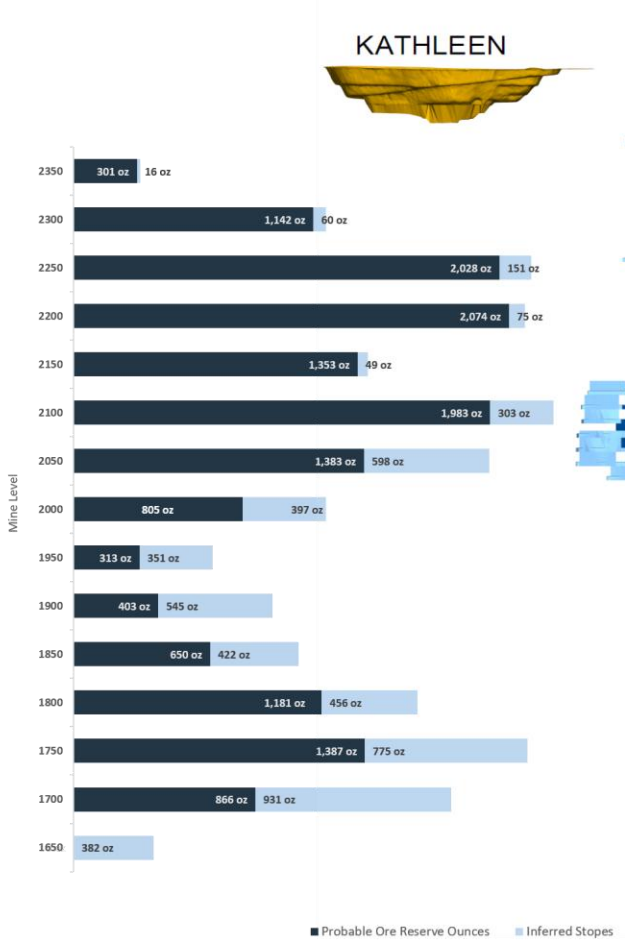

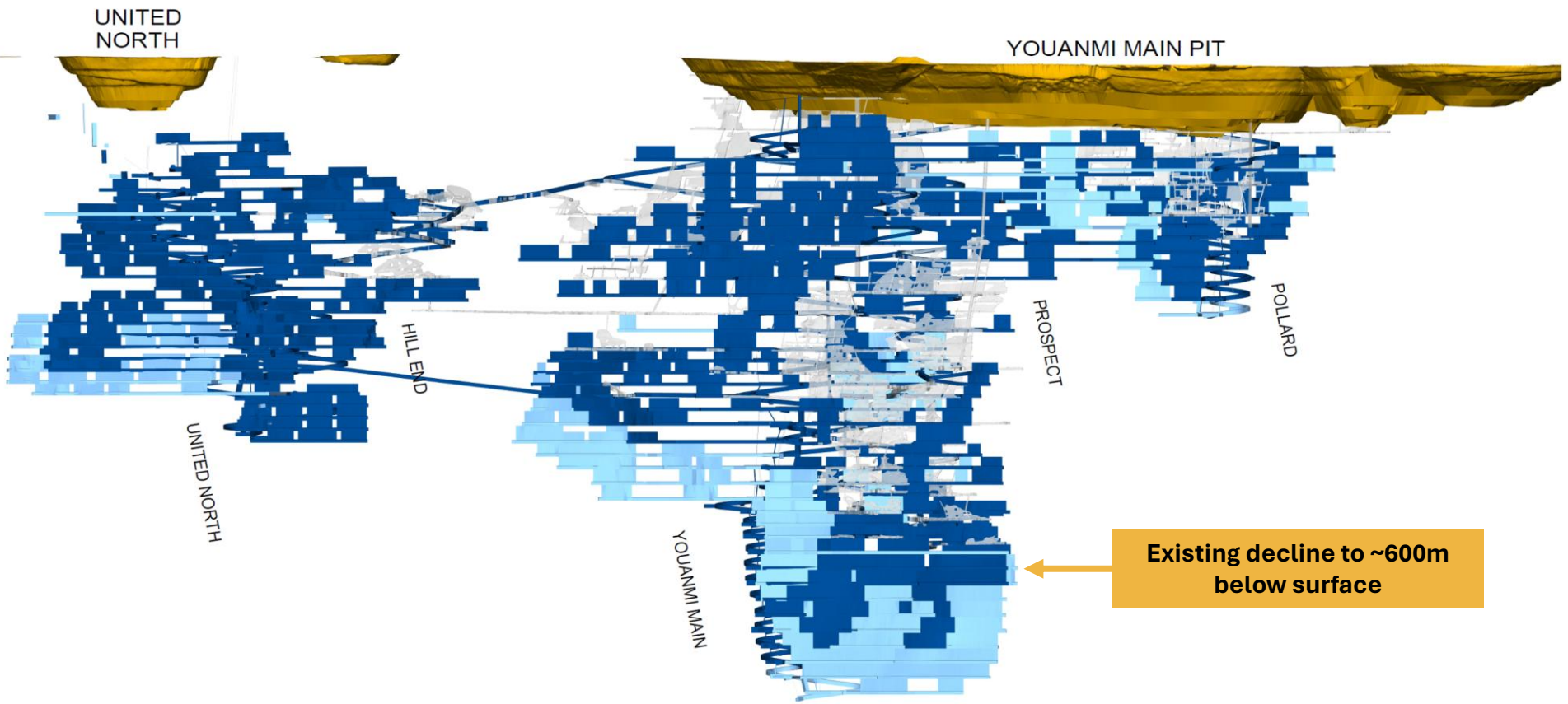

Ore Reserve	Tonnes (Mt)	Grade (g/t Au)	Contained Ounces (koz)
Proved Underground Ore Reserve	-	-	-
Probable Underground Ore Reserve	4.7	4.8	724
ROM & Stockpiles	0.0	3.1	3
Total Underground Ore Reserve	**4.8**	**4.7**	**727**

Plan view and United North section

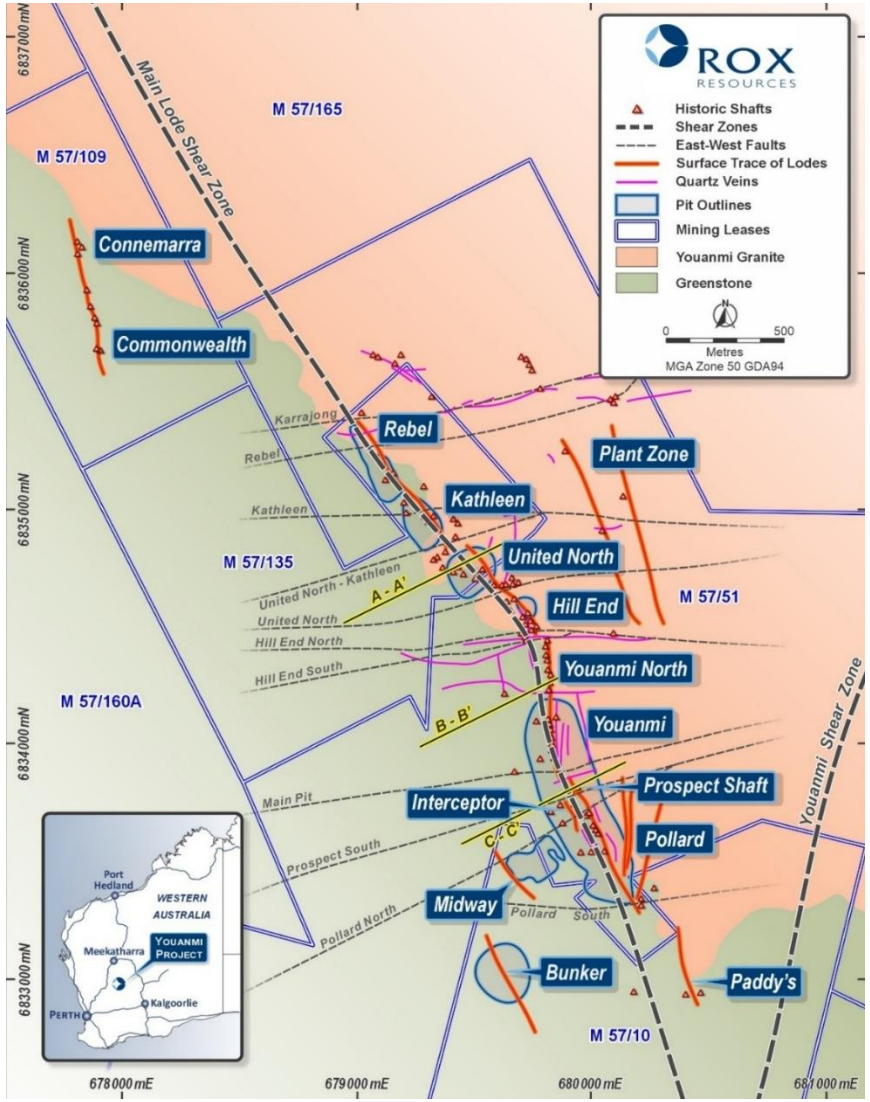

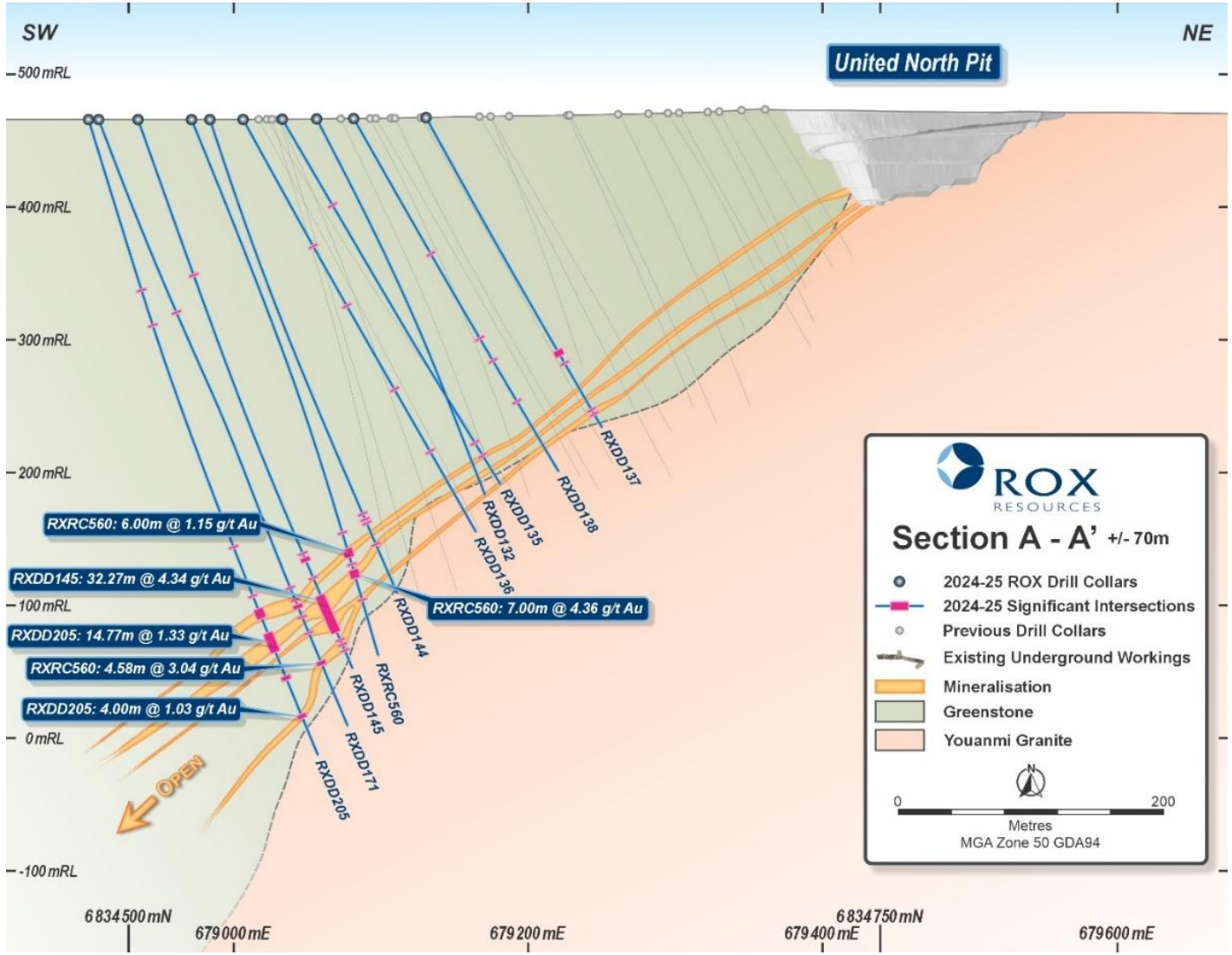

Sections Youanmi Main (Nth) and Prospect

