pdi gold



ANNUAL GENERAL MEETING • 20 NOVEMBER 2026

DEVELOPING A LEADING WEST AFRICAN GOLD COMPANY

pdigold.com

ASX:PDI | TSX:PDI

Forward Looking Statements, Important Notices and Disclaimers

Forward Looking Statements and Important Notice

This investor presentation is dated 20 November 2026 and has been prepared by PDI Gold Limited (ASX: PDI) (TSX: PDI) ("PDI Gold" or the "Company") based on information available at the time of preparing this presentation (the "Investor Presentation").

This Investor Presentation contains certain forward-looking information and forward-looking statements within the meaning of applicable securities legislation and may include future-oriented financial information or financial outlook information (collectively "forward-looking statements"). Forward-looking statements may generally be identified by the use of forward-looking terminology, including, without limitation, the terms "believes", "estimates", "anticipates", "expects, "predicts", "intends", "plans", "goals", "targets", "aims", "outlook", "guidance", "forecasts", "may", "will", "would", "could" or "should" or, in each case, their negative or other variations or comparable terminology. All statements, other than statements of historical fact, that address circumstances, events, activities or developments that could or may or will occur are forward-looking statements. Forward-looking statements may include, but are not limited to, statements relating to: the strategic vision for the Company; expectations regarding exploration and development potential; production capabilities and future financial or operating performance of the Company, including investment returns; cash flows; share price performance; production and cost guidance; the potential valuation of the Company; obtaining the required regulatory approvals; expectations for the potential development of the Bankan Project; expectations for production capabilities of the Kiniero Project and the Nampala Project; mineral resource expectations; and future plans, projections, objectives, estimates and forecasts and the timing related thereto. Such forward-looking statements involve known and unknown risks, uncertainties and other factors which because of their nature may cause the actual results or performance of PDI Gold to be materially different from the results or performance expressed or implied by such forward-looking statements. Such forward-looking statements are based on numerous assumptions regarding PDI Gold's present and future operations and the political and economic environment in which PDI Gold will operate in the future and are not guarantees or predictions of future performance. Although PDI Gold believes that such expectations, estimates and forecast outcomes are based on reasonable assumptions, PDI Gold cannot give any assurance that these will be achieved. Such forward-looking statements are based on numerous assumptions regarding PDI Gold's present and future operations and the political and economic environment in which PDI Gold will operate in the future, including (without limitation) assumptions regarding commodity prices, foreign exchange fluctuations, capital and operating cost estimates, the availability and timing of funding, the timing of development and project schedules, the ability to obtain necessary approvals, licenses and permits, and technical parameters and outcomes. Relevant factors may include, but are not limited to, changes in commodity prices, foreign exchange fluctuations and general economic conditions, increased costs and demand for production inputs, the speculative nature of exploration and project development, including the risks of obtaining necessary approvals, licenses and permits and diminishing quantities or grades of reserves or resources, political, geopolitical and social risks (including, but not limited to, in Guinea, Ivory Coast, Mali, West Africa more broadly and the Middle East), changes to the legal and regulatory framework within which PDI Gold operates or may in the future operate, environmental conditions including extreme weather conditions, recruitment and retention of personnel, industrial relations issues and litigation. Unless stated otherwise, forward-looking statements speak only as at the date of this Investor Presentation or the dates of the relevant project studies or technical reports (as applicable).

To the maximum extent permitted by applicable laws, neither PDI Gold nor its related bodies corporate, affiliates and their respective officers, directors, employees, agents and advisers ("Related Parties"), nor any other person, make any representation or give any assurance, guarantee or warranty, express or implied as to, and take no responsibility for and assume no liability for, the authenticity, validity, accuracy, suitability or completeness of, or any errors in, or omissions from, any information, statement or opinion contained in this Investor Presentation (including, without limitation, the achievement or accuracy of any forecasts, projections or other forward-looking statements contained or referred to in this Investor Presentation). Except as required by applicable laws, PDI Gold and its related bodies corporate, affiliates and their respective Related Parties disclaim any obligation to update or revise any forward-looking statement in this Investor Presentation. To the maximum extent permitted by applicable laws, neither PDI Gold nor its related bodies corporate, affiliates and their respective Related Parties, nor any other person, accept any liability, including, without limitation, any liability arising from fault or negligence on the part of any of them or any other person, for any loss arising from the use of this Investor Presentation or its contents or otherwise arising in connection with it.

Investors should make and rely upon their own enquiries and investigations before deciding to deal in PDI Gold's securities. To the extent any forward-looking statement in this Investor Presentation constitutes "future-oriented financial information" or "financial outlooks" within the meaning of Canadian securities laws, such information is provided to demonstrate the respective internal projections of PDI Gold and to help readers understand their expected financial results. Readers are cautioned that this information may not be appropriate for any other purpose and readers should not place undue reliance on such information. Future-oriented financial information and financial outlooks, as with forward-looking statements generally, are, without limitation, based on the assumptions, and subject to the risks and uncertainties, described above.

Historical Information

Information about the past performance of PDI Gold contained in this Investor Presentation is given for illustrative purposes only and cannot be relied upon as an indicator of (and provides no guidance as to) future performance, including future share price performance of the Company. Any such historical information is not represented as being, and is not, indicative of PDI Gold's view on its future financial condition and/or performance.

Summary Information

By reviewing or retaining these materials, or attending or participating in this Investor Presentation, you acknowledge and represent that you have read, understood and accepted the terms of this "Forward Looking Statements, Disclaimer and Compliance". This Investor Presentation contains summary information about PDI Gold and its activities current only at the date of this Investor Presentation. This Investor Presentation is for information purposes only and does not constitute an offer. The information in the Investor Presentation is of a general nature only and does not purport to be complete. This Investor Presentation should be read in conjunction with PDI Gold's periodic and continuous disclosure announcements lodged with the ASX, which are available at www.asx.com.au, and PDI Gold's public disclosure record in Canada, including documents available at www.sedarplus.ca under PDI Gold's profile, and on PDI Gold's website at www.pdigold.com. Certain information in this Investor Presentation may have been obtained from research, surveys or studies conducted by third parties, including industry or general publications. Neither PDI Gold nor its representatives have independently verified any such information sourced from third parties or industry or general publications.

Not Investment Advice

This Investor Presentation does not constitute in any way an offer or invitation to subscribe for securities in PDI Gold pursuant to the Corporations Act 2001 (Cth), Canadian securities laws or any other applicable securities laws and has not been lodged with the Australian Securities and Investments Commission, any Canadian securities regulatory authority or any other securities regulatory authority. This Investor Presentation does not constitute investment advice and has been prepared by PDI Gold without taking into account the recipient's investment objectives, financial circumstances or particular needs. Each recipient must make his/her own independent assessment and investigation of PDI Gold and its respective businesses and assets when deciding if an investment is appropriate and should not rely on any statement or the adequacy and accuracy of any information. This Investor Presentation is in summary form and does not propose to be exhaustive. This Investor Presentation should be read in conjunction with PDI Gold's periodic and continuous disclosure announcements lodged with the ASX, which are available to download at www.asx.com.au. PDI Gold does not make any representation or warranty (either express or implied) as to the accuracy, reliability or completeness of the information in this Investor Presentation. PDI Gold and its directors, employees, agents and consultants shall have no liability (including liability to any person by reason of negligence or negligent misstatement) for any statements, opinions, information or matters (express or implied) arising out of, contained in or derived from, or for any omissions from the Investor Presentation, except liability under statute that cannot be excluded.

Not an Offer

This Investor Presentation is not an offer, invitation, solicitation or other recommendation with respect to the subscription for, purchase or sale of any security, and neither this Investor Presentation nor anything in it shall form the basis of any contract or commitment whatsoever. This Investor Presentation has been prepared for publication in Australia and Canada and may not be released to United States wire services or distributed in the United States of America. This Investor Presentation does not constitute an offer to sell, or a solicitation of an offer to buy, securities in the United States or any other jurisdiction. Any securities described in this Investor Presentation have not been, and will not be, registered under the US Securities Act of 1933 and may not be offered or sold in the United States except in transactions registered under the US Securities Act or exempt from, or not subject to, the registration requirements of the US Securities Act and applicable US state securities laws.

Non IFRS Measures

This presentation includes non IFRS measures such as Cash Margin from Operations and AISC. These measures are not defined under IFRS and may not be comparable to those used by other companies.

Mineral Resource and Ore Reserve Estimates

The Mineral Resource estimates for the NEB and BC projects referred to in this presentation were released to ASX on 7 August 2023 in an announcement by titled "Bankan Mineral Resource Increases to 5.38Moz" and the Mineral Resource estimates in respect of the Fouwagbe and Sounsoun projects were released to the ASX on 23 April 2025 in an announcement titled "Maiden Argo Mineral Resource Estimate of 153koz". The Ore Reserve estimate in respect of the Bankan Gold Project referred to in this presentation was released to ASX on 25 June 2025 in an announcement by PDI Gold titled "Bankan DFS Confirms Outstanding Project Economics". These Mineral Resources and Ore Reserves were also included in the announcement titled "Mineral Resources and Ore Reserves Update" dated 28 September 2026.

The Mineral Resources and Ore Reserves estimates referred to in this presentation in respect of The Kiniero and Nampala projects were released to ASX in an announcement titled "Mineral Resources and Ore Reserves Update" dated 28 September 2026.

PDI Gold confirms that it is not aware of any new information or data that materially affects the Mineral Resource, Ore Reserve or Mineral Reserve estimates included in the relevant market announcements and all material assumptions and technical parameters underpinning the estimates in the relevant market announcements continue to apply and have not materially changed noting that PDI Gold intends to appeal the Argo (and Bokoro) revocations announced on 28 May 2025 in accordance with the Mining Code, and that the Argo Inferred Mineral Resources account for just 2.8% of the Bankan Project's overall Mineral Resource.

Exploration Results

The exploration results for the Kiniero Project referred to in this presentation were released to the ASX on 5 October 2026 in an announcement titled "Kiniero Drilling Delivers High-Grade Results at Gobele/Jean". PDI Gold confirms that it is not aware of any new information or data that materially affects the information included in that announcement.

Production Targets and Forecast Financial Information

The Production Targets and forecast financial information in respect of the Bankan Gold Project referred to in this presentation were released to the ASX on 25 June 2025 in an announcement by PDI Gold titled "Bankan DFS Confirms Outstanding Project Economics".

The Production Targets and forecast financial information in respect of the Kiniero Gold Project referred to in this presentation were released to ASX on 22 August 2025 in an announcement by Robex titled "Amendment to Kiniero Gold Project Technical Report", and in respect of the Nampala Project in an ASX announcement by Robex dated 6 May 2025 titled "Replacement Prospectus".

PDI Gold confirms that all the material assumptions underpinning the Production Targets and forecast financial information derived from the Production Targets in the relevant market announcements continue to apply and have not materially changed.

JORC Code and CIM Definition Standards

The term "Ore Reserve" defined by the Australasian Code for Reporting of Exploration Results, Mineral Resources and Ore Reserves prepared by the Joint Ore Reserves Committee of the Australasian Institute of Mining and Metallurgy, Australian Institute of Geoscientists and Minerals Council of Australia ("JORC Code") is equivalent to the term "Mineral Reserve" defined by the CIM Definition Standards for Mineral Resources & Mineral Reserves adopted by the Canadian Institute of Mining, Metallurgy and Petroleum May 19, 2014 ("CIM Definition Standards"). "Inferred Mineral Resources", "Indicated Mineral Resources" and "Measured Mineral Resources" have the same meaning under both the JORC Code and CIM Definition Standards. "Proved Ore Reserves" under the JORC Code has the same meaning as "Proven Mineral Reserves" under the CIM Definition Standards, and "Probable Ore Reserves" under the JORC Code has the same meaning as "Probable Mineral Reserves" under the CIM Definition Standards. The JORC Code is an acceptable foreign code under National Instrument 43-101 - Standards of Disclosure for Mineral Projects.

Qualified Person

The scientific and technical information in this announcement have been reviewed and approved by Kwabena Dapaah, who is a Fellow of the Australasian Institute of Mining and Metallurgy and General Manager Technical Services of PDI Gold. Mr Dapaah is a "qualified person" pursuant to National Instrument 43-101 – Standards of Disclosure for Mineral Projects.

Disclaimer

No persons other than PDI Gold have authorised or caused the issue, release, submission, distribution or provision of this presentation, or takes any responsibility for, or makes or purports to make, any statements, representations or undertakings in this presentation. PDI Gold, to the maximum extent permitted by applicable law, expressly excludes and disclaims all liability (including, without limitation, any liability arising out of fault or negligence on the part of any person) for any direct, indirect, consequential or contingent loss or damage, or for any costs or expenses, arising from the use of this presentation or its contents or otherwise arising in connection with it or the Transaction. PDI Gold does not make any representations or warranties (express or implied) to you about the Transaction or about the currency, accuracy, reliability or completeness of the information, opinions and conclusions in this presentation (including, without limitation, any financial information, any estimates or projections and any other financial information). By accepting, accessing or reviewing this presentation (or by attending any investor briefing at which this presentation is made), you represent, warrant and agree that you have not relied on any statements made by PDI Gold in this presentation (including in relation to the Transaction) and that you have read and agree to the terms set out above, and you acknowledge that this presentation is for information purposes only, is of a general nature only and does not purport to be complete, and should be read in conjunction with PDI Gold's periodic and continuous disclosure announcements lodged with the ASX (available at www.asx.com.au) and PDI Gold's public disclosure record in Canada (including documents available at www.sedarplus.ca).

Authorisation

This presentation has been authorised for release by Matthew Wilcox, CEO and Managing Director of PDI Gold.

PDI Gold Overview

Building a leading West African gold producer

Two producing mines:
Kiniero (Guinea) and Nampala (Mali)

2026 guidance of **198-220koz**
Targeted production by 2029 of **>400kozpa**[1]

Board & management with track record of developing & operating African gold mines

Tier-1 development project:
Bankan (Guinea)

10.1Moz Resources[2] | incl. **4.8Moz** Reserves[2]

De-risked funding and construction of Bankan

Bankan Gold Project
250kozpa for 12 yrs[1]
Exploitation permit granted; construction to start as soon as practicable

Kiniero Gold Mine
139kozpa for 9 yrs[1]
2026 guidance of 157-174koz

Strategic Investments
11.6% of Awale Resources (TSXV:ARIC)
9.9% of Skylark Minerals (ASX:SKM)

Nampala Gold Mine
41-46koz for 2026
Extend mine life and/or divest

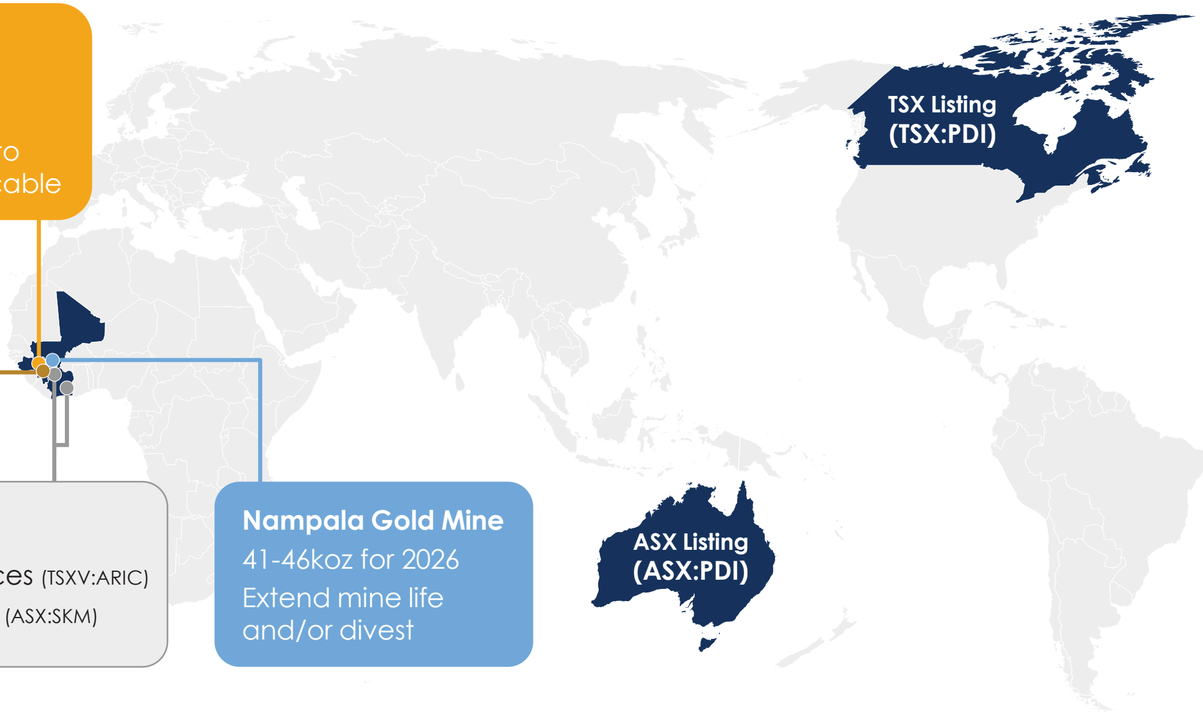

CATALYSTS TO DRIVE FURTHER SHARE PRICE RE-RATE

- Grant of Bankan and Mansounia exploitation permits ✓
- Bankan optimisation study results **underway**
- Commence construction at Bankan **as soon as practicable**
- Exploration to increase Resources, Reserves and mine lives **underway**
- Platform for further growth, leveraging the competitive advantage in mine building

1. Production based on the Definitive Feasibility Study for the Bankan Gold Project (as released by PDI to ASX on 25 June 2025 titled "Bankan DFS Confirms Outstanding Project Economics") and the Kiniero Report (see Robex's ASX announcement titled "Amendment to Kiniero Gold Project Technical Report" dated 22 August 2025). Refer to "Forward Looking Statements and Important Notice" on slide 2
2. Total Mineral Resources include 4.8Moz of Mineral Reserves, 2.1Moz of Measured and Indicated Mineral Resources which are exclusive of Mineral Reserves, and 3.2Moz of Inferred Mineral Resources; Refer to Appendix slides 25 and 26 for further details

Corporate Overview

US$2.5Bn gold company with a strong financial platform and high-quality institutional shareholder base

CAPITALISATION [1,2]

Ordinary Shares Outstanding	989m
Unlisted Options/Warrants/Performance Rights	31m
Fully-Diluted Shares Outstanding	1,020m
Share Price (20-Nov-26)	A$3.73
Undiluted Market Capitalisation	A$3.7Bn | US$2.5Bn
Debt (30-Sep-26)	A$186m | US$130m
Cash & Bullion (30-Sep-26)	A$580m | US$405m

SHARE PRICE PERFORMANCE

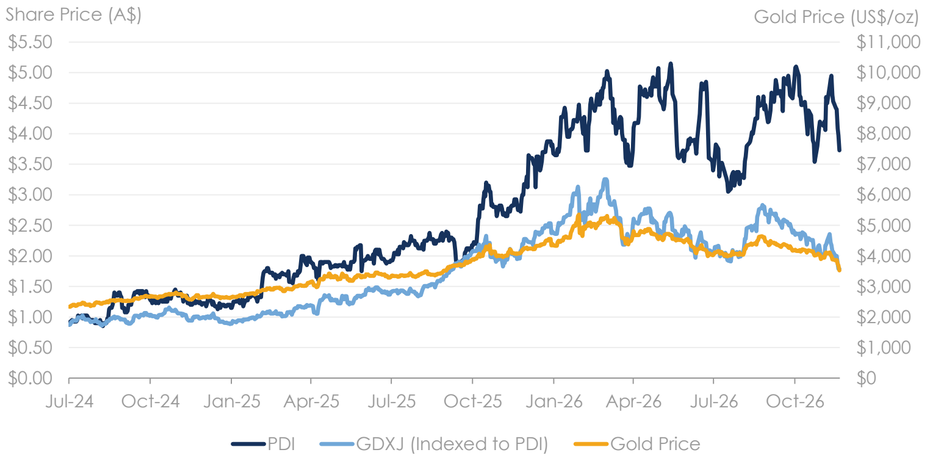

SELECTED INSTITUTIONAL SHAREHOLDERS

BlackRock · Helikon investments · Franklin Templeton · Schroders · Vanguard · VanEck · Konwave AG · Ruffer · Norges Bank Investment Management · TT International · T. Rowe Price · Ninety One

RESEARCH COVERAGE

BMO Capital Markets · SCP Resource Finance · Canaccord Genuity · Argonaut · Barrenjoey

1. Debt and cash US dollar amounts based on AUD:USD exchange rate of 0.699 as at 30-Sep-26. Market capitalisation US dollar amounts based on AUD:USD exchange rate of 0.6677 as at 20-Nov-26
2. Cash includes US$81.5M of restricted cash held in a liquidity reserve account and US$39.5M of bullion (9,464oz)

Bankan and Mansounia Permits Granted

Exploitation Permits granted by the Guinea Government on 16 November 2026, a major milestone for PDI Gold

Bankan

- 98.6km^2 Exploitation Permit; 15-year initial term
- One of Africa's largest undeveloped gold projects
- **Probable Ore Reserve of 2.95Moz** (51.6Mt @ 1.78g/t);[1] **250koz per annum for 12 years** (DFS)[1]
- Recent focus has been on advancing project towards **construction-ready status**
- Board has endorsed acceleration of detailed engineering, procurement and landholder compensation
- **Construction to commence as soon as practicable**

Mansounia

- Two Exploitation Permits of 44.7km^2 and 26.5km^2; 15-year initial terms
- Near-surface, low strip-ratio oxide deposit; will **optimise Kiniéro's near-term production and cost profile**
- **Probable Ore Reserve of 0.48Moz** (19.5Mt @ 0.77g/t)[2]
- Extensive grade control drilling and mine designs of initial pit stages complete
- Access road development already underway and **mining to commence near-term**







1. Refer to PDI ASX announcement titled "Bankan DFS Confirms Outstanding Project Economics" dated 25 June 2025
2. Refer to Refer to PDI Gold ASX announcement titled "Mineral Resources and Ore Reserves Update" dated 28 September 2026

Bankan Gold Project (Guinea)

PDI Gold's growth engine and one of Africa's largest undeveloped gold projects

Significant reserves & resources

2.95Moz Ore Reserve
51.6Mt @ 1.78g/t

4.14Moz Indicated Mineral Resource[1]
83.7Mt @ 1.54g/t

1.38Moz Inferred Mineral Resource[2]
19.9Mt @ 2.16g/t

Excellent exploration upside potential

Exceptional DFS production profile

- Conventional open pit and underground mining
- 4.5Mtpa CIL processing plant; 92.8% LOM ave recovery

~250kozpa avg. gold production
over a **12-year** mine life

One of the largest & most advanced gold development projects in Africa



Competitive DFS capex & opex

US$463m pre-production capex

US$1,057/oz LOM average AISC

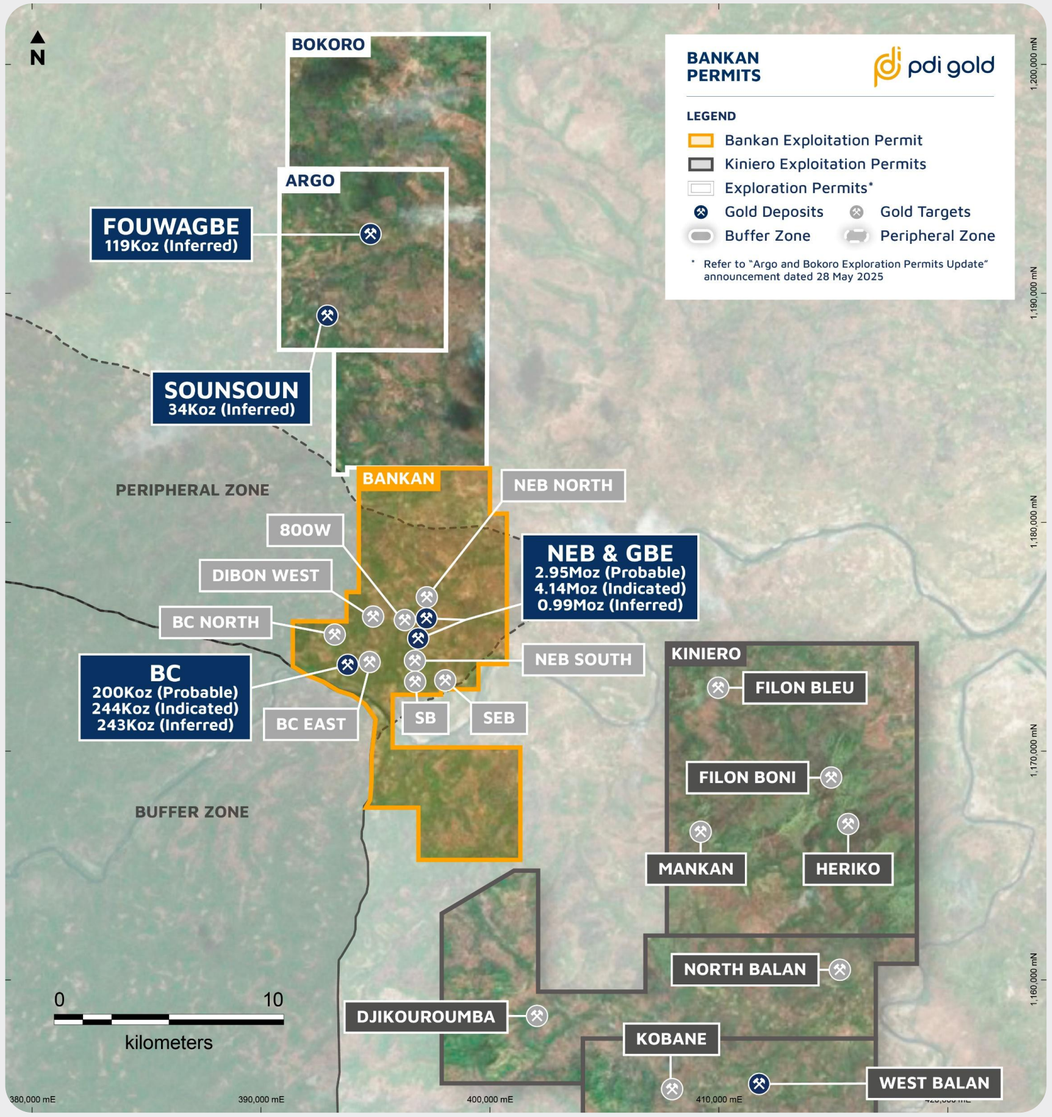

Source: PDI ASX announcement titled "Bankan DFS Confirms Outstanding Project Economics" dated 25 June 2025

1. Indicated Mineral Resources are inclusive of Ore Reserves.
2. The Argo permit hosts 153koz of the 1.38Moz Inferred Mineral Resource in the Fouwagbe and Sounsoun deposits. PDI intends to appeal the Argo and Bokoro revocations announced on 28 May 2025 in accordance with the Mining Code. Refer to PDI ASX release "Argo and Bokoro Exploration Permits Update" dated 28 May 2025

Bankan Update

Advancing towards commencement of construction as soon as practicable following recent grant of Exploitation Permit

- Exploitation Permit granted by Guinea Government on 16 November 2026
- Execution readiness has been advancing, which will enable construction to commence as soon as practicable. Current status:
  - Process plant detailed engineering progressing; with completion targeted for Q2 2027
  - Power station detailed design awarded, with layout finalised and agreed
  - US$18M in down payments made for the ball/SAG mills and power station. First mill package delivery expected in December 2026 and first power station delivery expected in Q2 2027
  - Tailings storage facility (TSF) and water storage dam sizing and construction specification finalized and construction drawings progressing
- Immediate next steps include:
  - Commence and progressively complete landholder compensation to enable on-site works to start
  - Structural steel fabrication, tank plate, mechanical equipment, major electrical equipment and concrete packages to be awarded imminently
- Capex, schedule and mine plan optimisation underway with results expected early 2027. No increase anticipated to the US$463M DFS capex estimate, with initiatives underway to optimise upfront costs

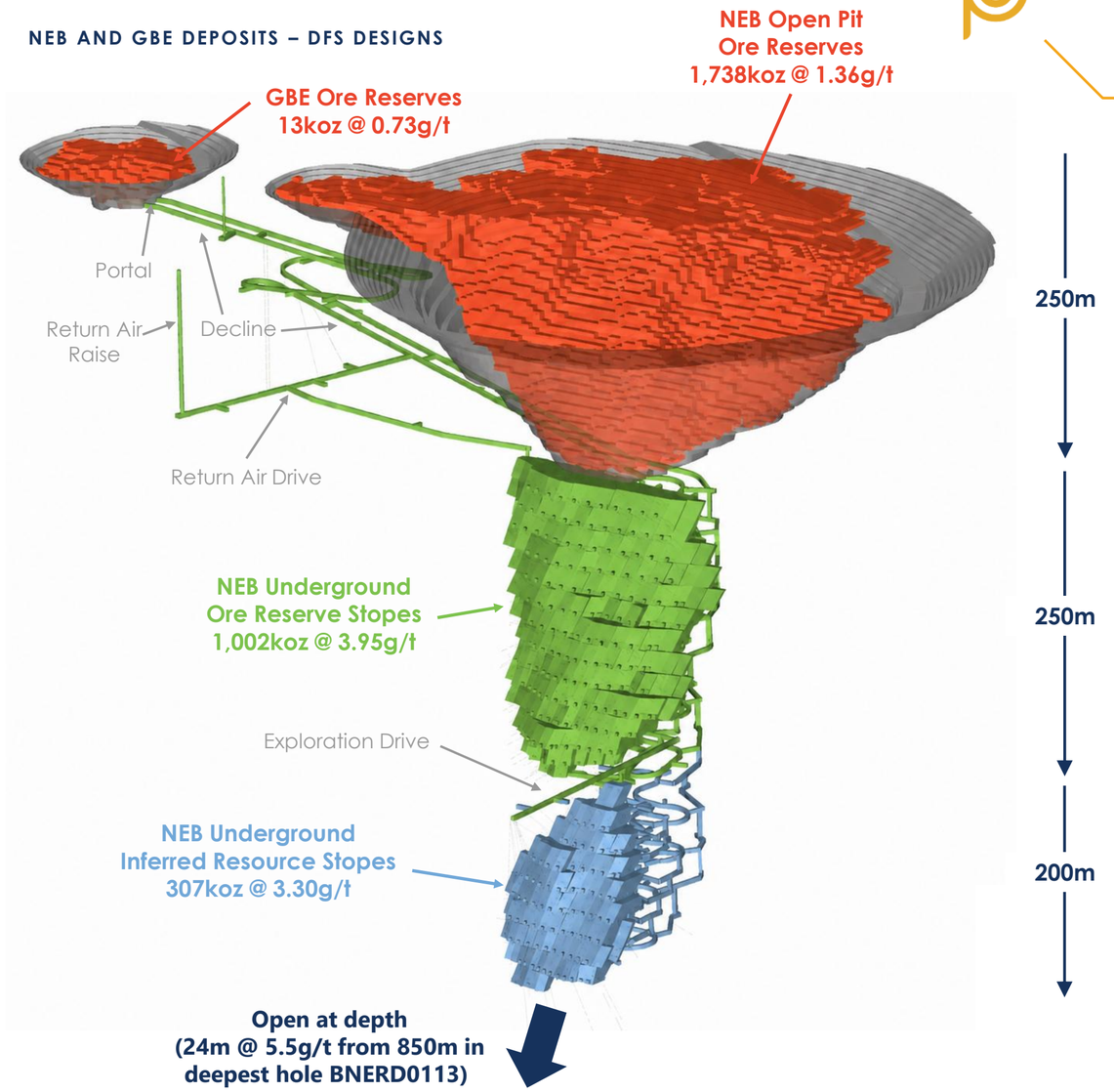

Indicative Bankan Execution Schedule

Accelerating activities to commence construction as soon as practical and achieve first gold in mid-2028



Track Record of Project Execution

The team has successfully completed many gold developments in West Africa

Bissa	Lefa[1]	Bouly	Gross	Sanbrado	Abujar	Kiniero	Bankan
(Burkina Faso)	(Guinea)	(Burkina Faso)	(Russia)	(Burkina Faso)	(Côte d'Ivoire)	(Guinea)	(Guinea)
2013	2015	2016	2018	2020	2023	2025	2027/28


Kiniero, Processing Plant


Kiniero, Sabali South Pit


Kiniero, Primary Crusher

Source: Company filings

1. Matthew Wilcox was General Manager for the LEFA Gold Mine and not responsible for the construction

September 2026 Quarter Highlights[1]

Operational momentum continues: Kiniero maintained strong production and cash generation

PRODUCTION

53koz

Gold poured

REVENUE

US$283M

Realised price US$4,227/oz

ALL-IN SUSTAINING COST (AISC)[2]

US$1,390/oz

Kiniero standalone AISC of US$1,246/oz

SALES

67koz

Gold sales

CASH AND BULLION[3]

US$405M

Cash and bullion balance

CASH MARGIN FROM OPERATIONS[4]

US$176M

strong operating cash margin

1. All figures in this presentation are unaudited. Amounts may not sum due to rounding
2. Group AISC of US$1,390/oz, comprising Kiniero at US$1,246/oz and Nampala at US$2,914/oz
3. Includes US$39.5M of bullion, comprising 9,464oz Au valued at US$4,176/oz (LMBA Price PM), and US$81.5M of restricted cash
4. Cash margin from operations is defined as receipts from customers less payments for operating costs

September 2026 Quarter Peer Comparison

PDI Gold's all-in sustaining cost (AISC) is industry-leading compared to West African peers

SEP-26 QUARTER PRODUCTION (koz Au Eq.)

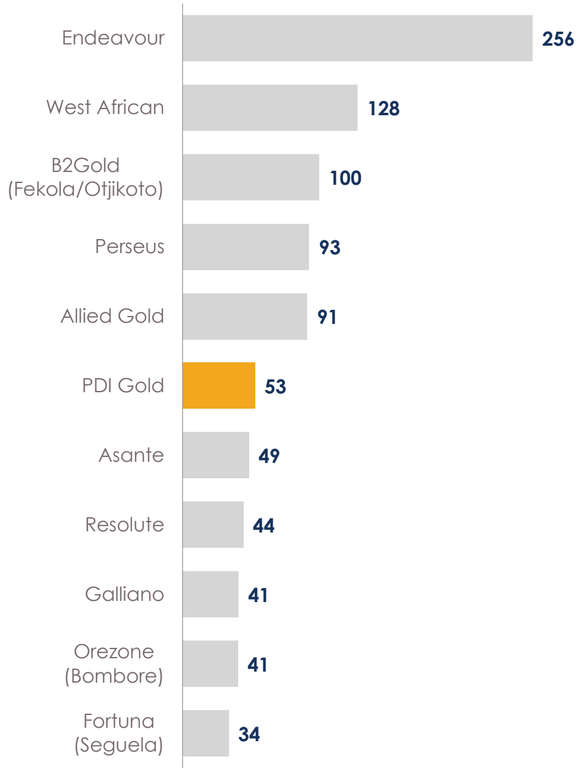

SEP-26 QUARTER AISC (US$/oz Au Eq.)

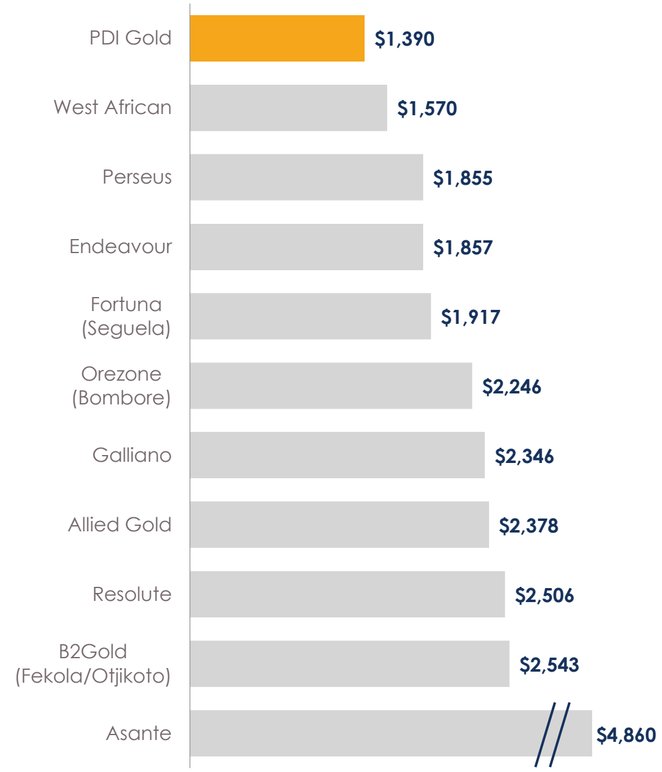



Source: Company public filings. Refer to "Sources for September 2026 Quarter Peer Comparison" slide in the Appendix

Kiniero Gold Mine (Guinea)

Low-cost gold mine with strong production profile and significant growth potential



Large resource with significant exploration upside potential

1.8Moz Probable Mineral Reserve[1]
55.6Mt @ 0.99g/t

2.5Moz Indicated Mineral Resource[1]
80.3Mt @ 0.96g/t

1.8Moz Inferred Mineral Resource[1]
66.0Mt @ 0.85g/t

Strong LOM production profile

- Conventional open pit mining
- 6Mtpa CIL processing plant

~139koz avg. annual gold production
over a **9-year** mine life[2]

First gold pour achieved in Dec 2025 & commercial production in Feb 2026

2026 guidance

157-174koz gold poured

US$1,100-1,300/oz all-in sustaining costs

On-track to achieve 2026 guidance

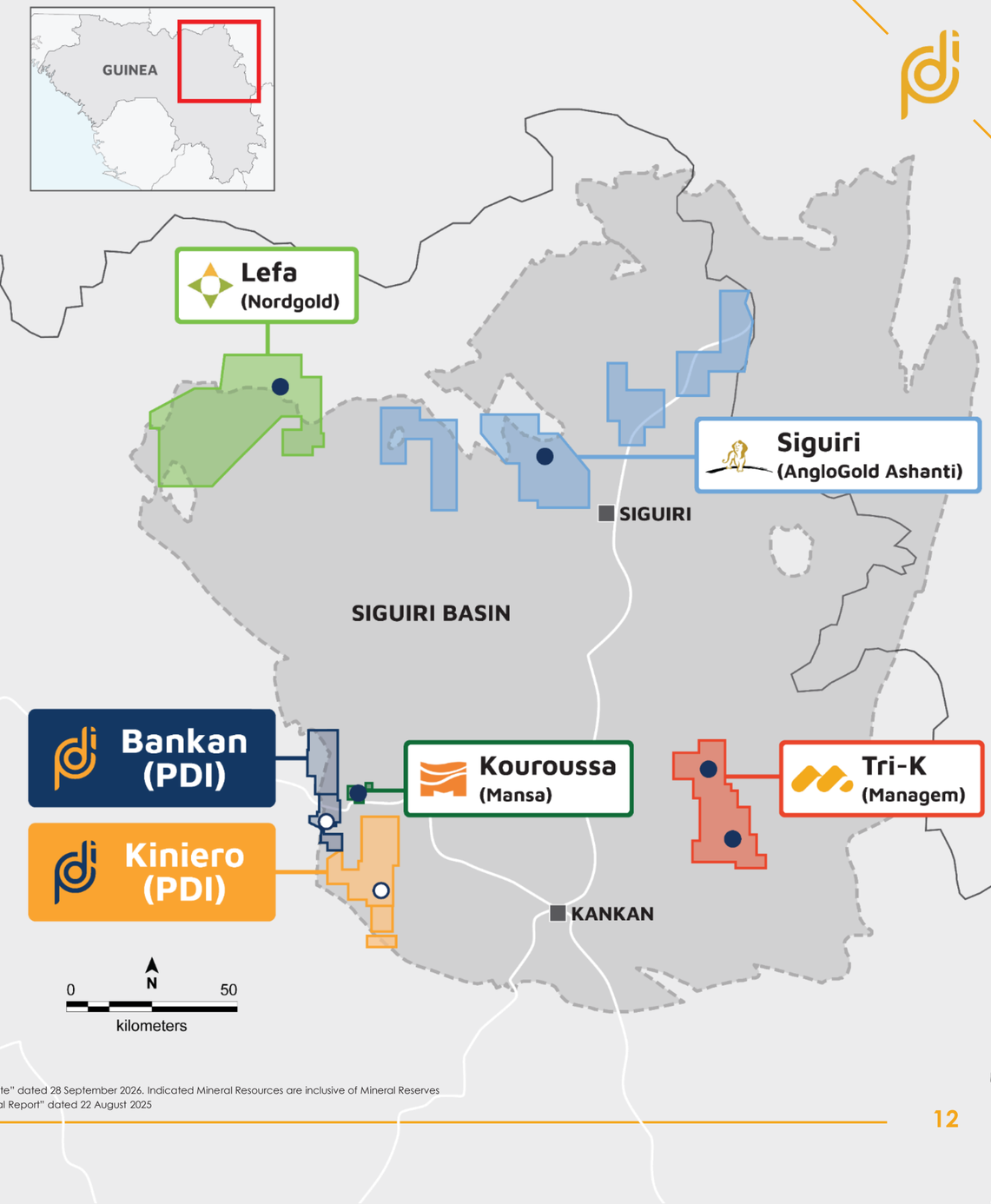

1. Refer to PDI Gold ASX announcement titled "Mineral Resources and Ore Reserves Update" dated 28 September 2026. Indicated Mineral Resources are inclusive of Mineral Reserves
2. Refer to Robex ASX announcement titled "Amendment to Kiniero Gold Project Technical Report" dated 22 August 2025

Kiniero Operations Update

Exceeding nameplate capacity; on-track to meet 2026 guidance (157-174koz gold poured at US$1,100-1,300/oz)

KEY METRICS

	Units	Dec-25 Quarter	Mar-26 Quarter	Jun-26 Quarter	Sep-26 Quarter
Ore Mined	Mt	1.1	2.1	2.2	1.3
Total Material Mined	Mt	2.3	5.1	4.4	3.4
Stripping Ratio	t:t	1.1	1.4	1.0	1.7
Ore Processed	Mt	0.13	1.6	2.2	2.3
Head Grade	g/t	0.96	0.87	0.86	0.69
Recovery	%	80.0	90.1	90.5	88.3
Gold Poured	oz	790	38,178	54,252	45,599
All-in Sustaining Costs	US$/oz	not reported	1,043	1,254	1,246

QUARTERLY ORE PROCESSED (MT)

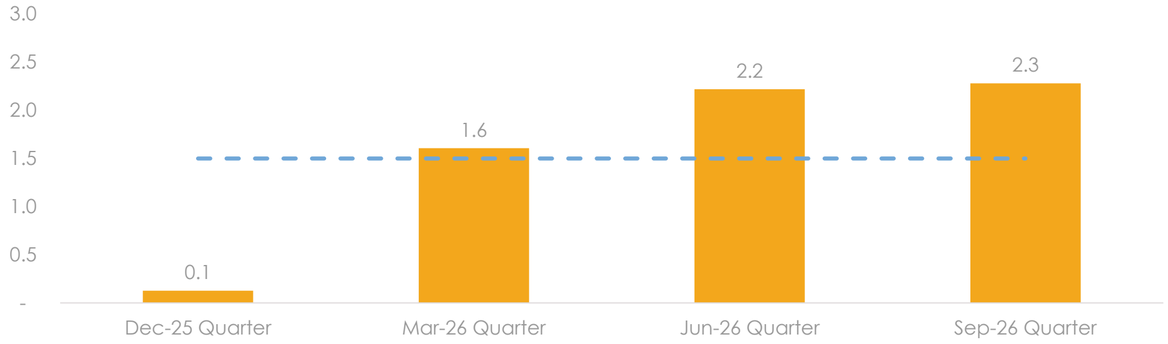



Kiniero Exploration & Resource Growth

Systematic brownfields expansion and greenfields drilling to extend mine life and support long-term production growth

Exploration Strategy & 2026 Programs	– District-scale exploration combining brownfields expansion with greenfields discovery – Near-term free dig oxide resources underpinned by a large primary sulphide system
Gobele Cluster	– Historical mining of the oxide open pits by previous owners at >3g/t – Targeting oxide extensions as well as high-grade shoots that extend into fresh rock – Strong initial results at depth, incl. 28.35m @ 5.87g/t, 16m @ 7.55g/t, 12.8m @ 4.25g/t[1]
Zone C	– Near-mine, shallow oxide target with existing drilling – 2026 program to infill and extend drill patterns to support Mineral Resource estimation
West Balan / Farabana	– Near-mine, shallow oxide targets with existing drilling – 2026 program to infill and extend drill patterns to support Mineral Resource estimation – Potential for these targets to join up over time as one contiguous deposit
Northern Targets	– Drilling at the greenfields targets of Mankan, Filon Bleu, Filon Boni and Heriko – Improve geological and structural understanding; advance towards maiden Inferred Resource estimates

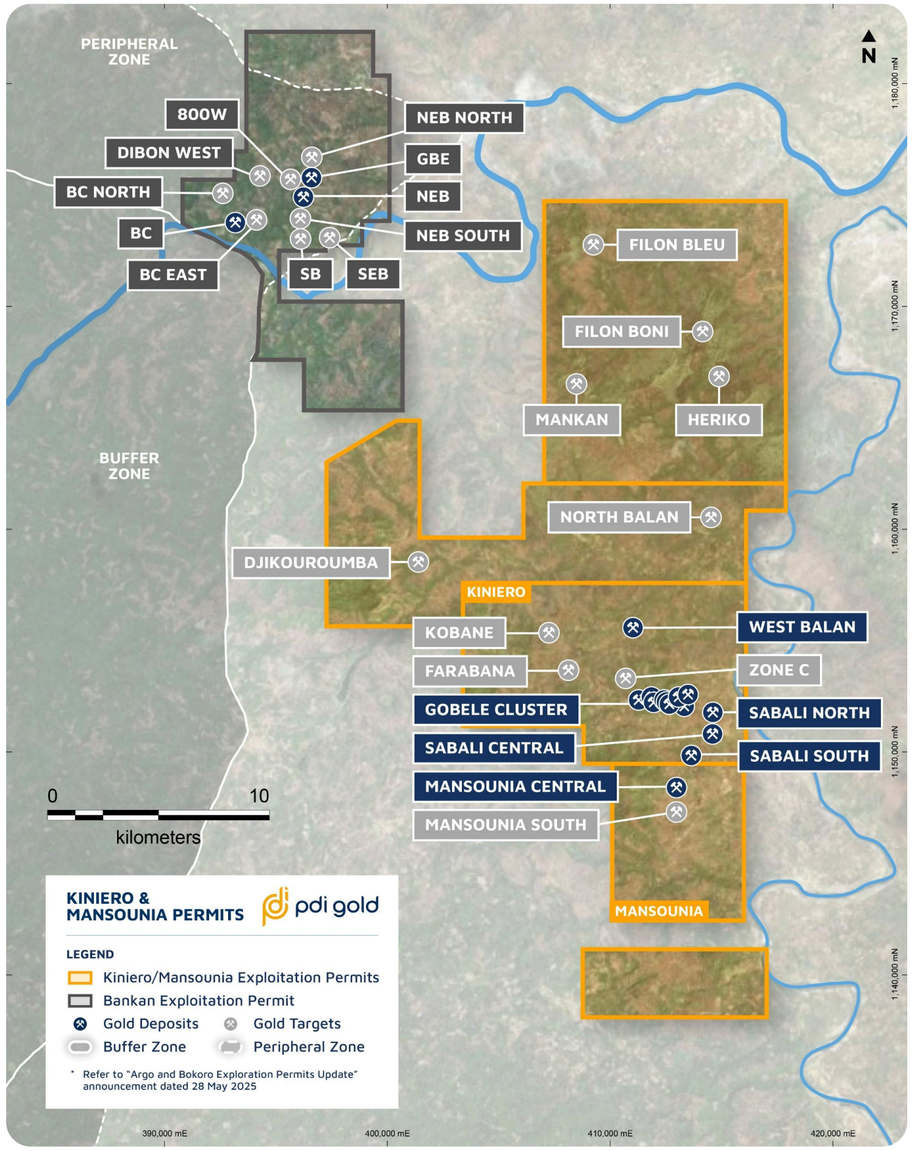

1. Refer to PDI Gold ASX announcement titled "Kiniero Drilling Delivers High-Grade Results at Gobele/Jean" dated 5 October 2026

Kiniero – Initial Gobele Cluster Results

Strong intercepts beneath the open pit oxide envelopes, including
28.35m @ 5.87g/t, 16m @ 7.55g/t, 12.8m @ 4.25g/t and 11m @ 3.99g/t

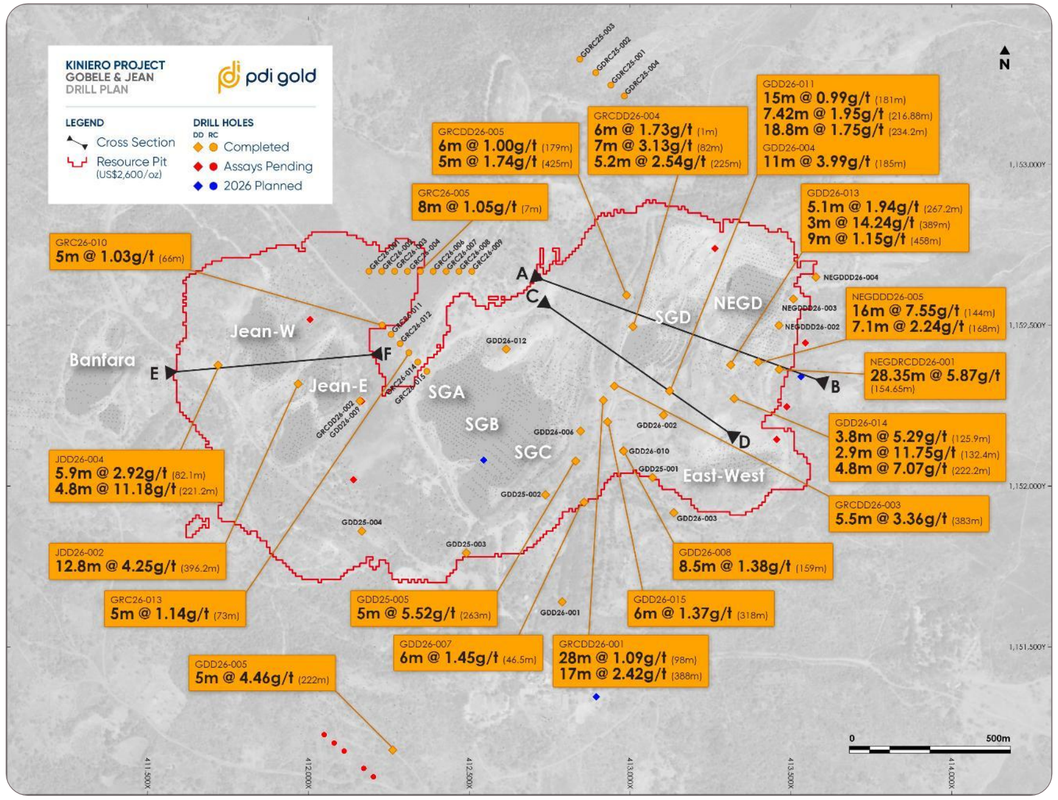

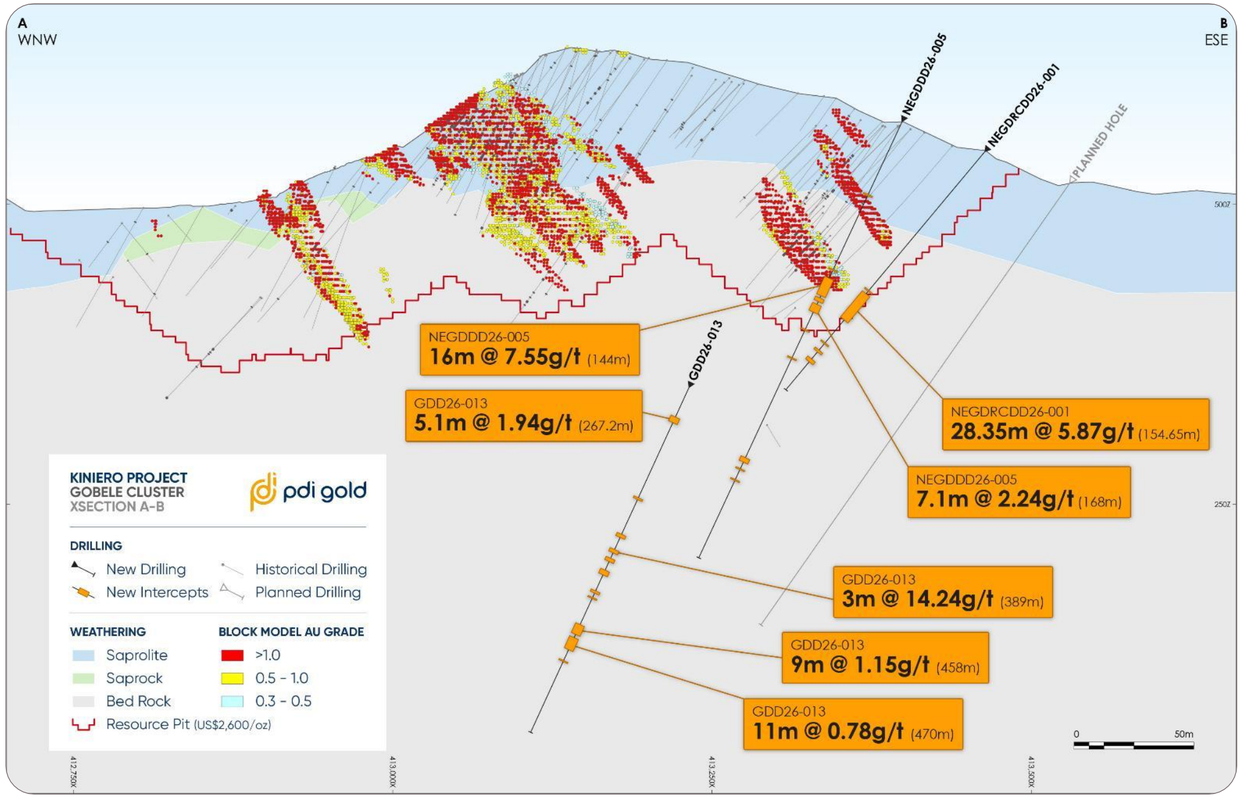

Source: ASX announcement titled "Kiniero Drilling Delivers High-Grade Results at Gobele/Jean" dated 5 October 2026

Bankan Exploration Upside

Potential for multiple satellite deposits to be defined over time to support production profile and mine life

- Previous drilling results confirm the extent of gold mineralisation in the NEB and BC area
- Excellent potential for near-surface oxide deposits to be defined
- Drilling to recommence in late 2026 or early 2027
- NEB remains open at depth beneath the current underground resource – longer term opportunity



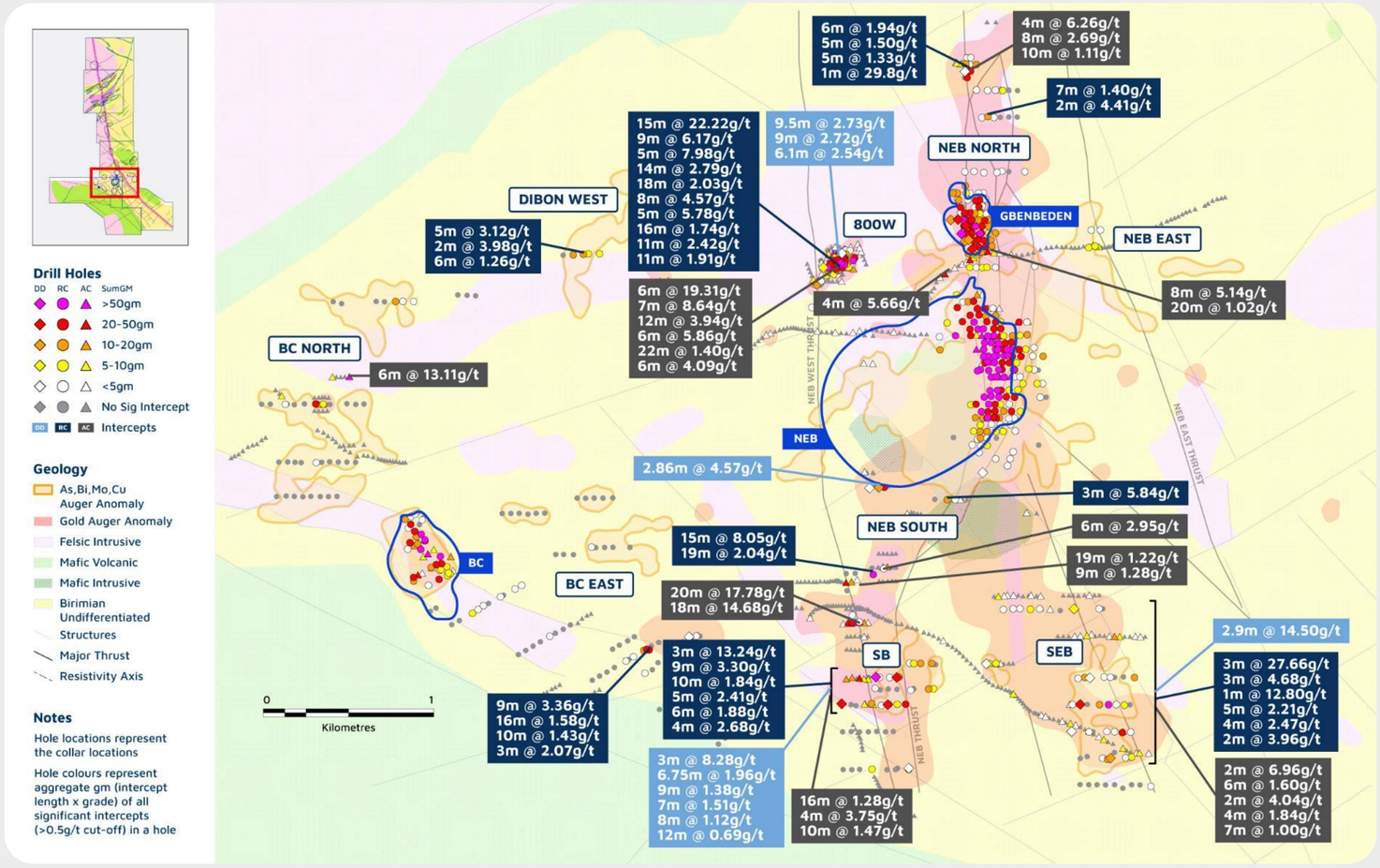

Nampala Gold Mine (Mali)

Established producer delivering stable output and monthly free cash flow

NAMPALA OPERATIONS

Location	Mali
Ownership	80% PDI Gold / 20% Mali government
Type	Conventional Open Pit Mining
Plant	3 Mtpa Gravity & CIL Processing Plant
Ore Reserves	65koz @ 0.54g/t[1]

- Located in southern Mali within the Leo-Man Shield of the West Africa Craton
- Constructive relationship with the Mali gov't; Mining Convention signed February 2025

41-46koz 2026 production guidance

Typically generates **US$2-3m** cash flow per month; current gold price amplifying margins

Near-mine and regional exploration provide potential to extend mine life beyond 2026



GOLD PRODUCTION (KOZ AU)

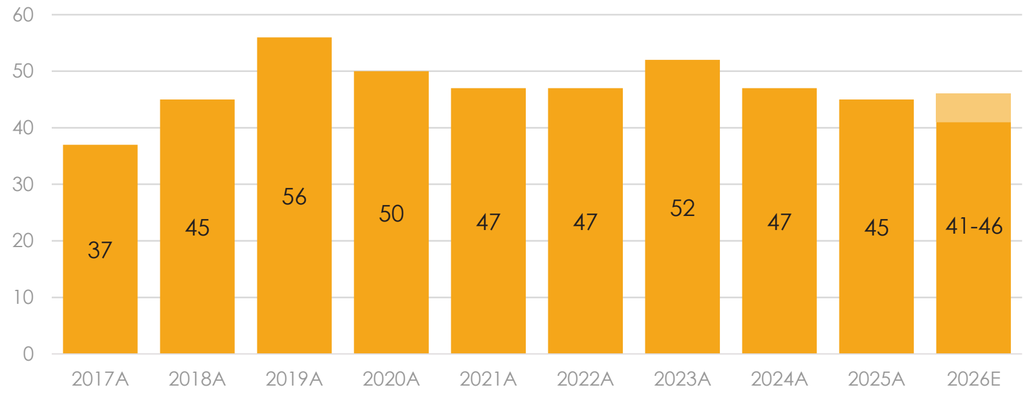



1. Refer to PDI Gold ASX announcement titled "Mineral Resources and Ore Reserves Update" dated 28 September 2026

Sustainability

Developing and operating our assets for the benefit of all stakeholders

Significant current & future employer in our host countries

KINIERO

650 direct employees

1,450 contract employees

91% from Guinea

NAMPALA

330 direct employees

630 contract employees

97% from Mali

BANKAN

~2,000 future construction jobs

~1,000 ongoing operating jobs

Strong safety culture & performance

LTIFR of **0.12** and TRIFR of **1.76**

per million manhours (as at 30-Jun-26)

Host country benefits

Significant contribution to gov't revenues through equity dividends, taxes, royalties & local development fund contributions

Kiniero & Bankan to generate **>US$5Bn**[1] based on current reserves

- Development of industries through local contracting
- Flow-on employment & economic benefits

Social & environmental projects

- Targeted voluntary investment in addition to local development fund contributions
- Community & social projects focused on livelihood restoration, education, health, access to water and sports, culture & youth
- Environmental projects focused on plant nurseries, reforestation, support for the Upper Niger national park





1. Forecast Guinea government direct revenues (equity dividends, corporate taxes, royalties, local development fund contributions) at a gold price of US$4,500/oz

Strategic Investments

Exposure to emerging gold companies in Cote d'Ivoire

AWALÉ

- **US$10M for an 11.6% strategic shareholding** in Awalé Resources (TSXV: ARIC)
- Awale's Odienne Project is a large 2,346km^2 landholding in north-west Cote d'Ivoire, on the same regional trend as PDI Gold's Kiniero and Bankan assets
- Odienne East and Odienne West exploration permits (797km^2) held in the Awalé-Newmont JV (Newmont earning 75%):
  - Inferred Mineral Resource[1] of **32.4Mt @ 1.64g/t AuEq. For 1.71Moz AuEq.** with upside potential
  - Drilling ongoing; study workstreams have commenced
- 100%-owned exploration permits host multiple untested and early-stage targets, providing district-scale growth potential

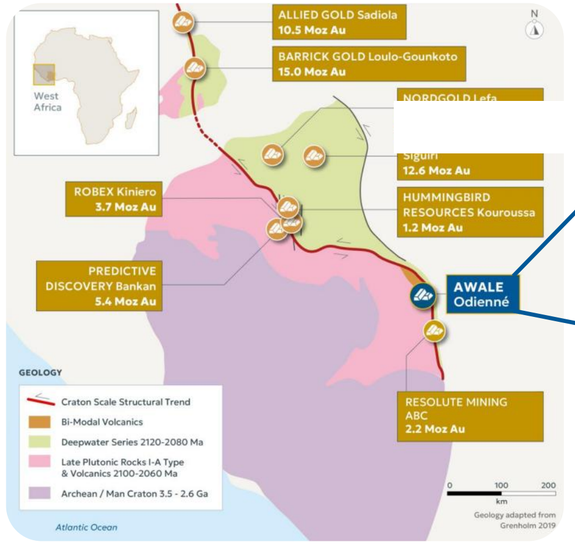

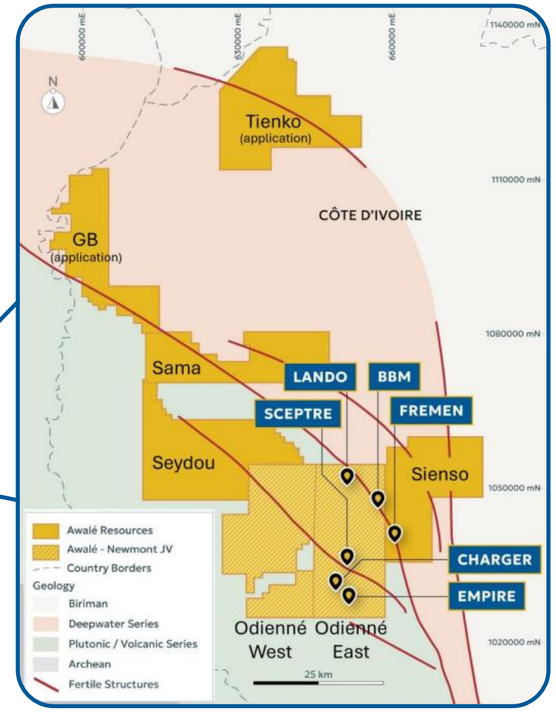

SKYLARK

- **A$5.1M for a 9.9% strategic shareholding** in Skylark Minerals (ASX: SKM)
- Focused on the Zaranou Project in south-east Cote d'Ivoire; 285km^2 exploration covering 47km of prospective strike; 90% owned with a pathway to 100%
- Inferred Mineral Resource[2] of **29Mt @ 1.28g/t Au for 1.20Moz Au** – more than tripled in <12 months since acquisition at a discovery cost of <A$9/oz
- Potential to grow to standalone development scale – upside potential at the existing deposits and along strike within the broader Zaranou Project



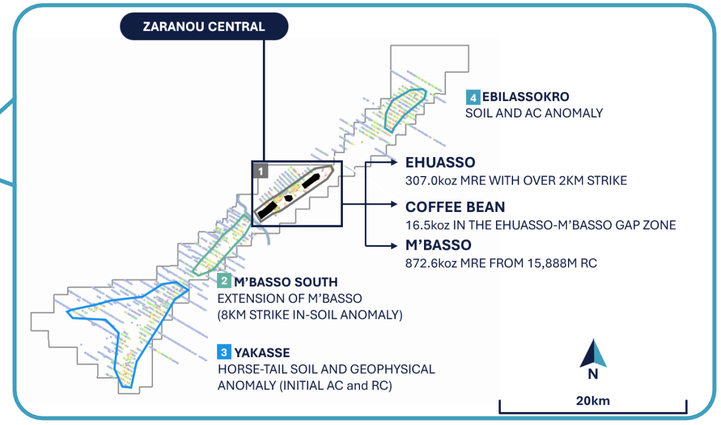

1. For full details of the Mineral Resource estimate, including detailed assumptions and methodology, refer to Awalé's news release dated 19 May 2026 and NI 43-101 Technical Report dated 3 July 2026, which are available on Awalé's website at www.awaleresources.com and Awalé's SEDAR+ profile at www.sedarplus.ca
2. For full details of the Mineral Resource estimate, including detailed assumptions and methodology, refer to Skylark's ASX announcement "Zaranou MRE Grows by 228% to 1.20M Oz Au" dated 19 October 2026

Near-term Objectives

Driving value through operational performance, Bankan permitting and construction, and exploration success

Achieve 2026 production & cost guidance
198,000 – 220,000oz gold poured
US$1,300 – 1,500/oz AISC

Exploitation permits granted for Bankan and Mansounia ✓

Accelerate Bankan and commence construction as soon as practicable

Exploration success at Kiniero, Bankan and Nampala to **increase Resources/Reserves and extend mine life**

Growth: **develop pipeline asset opportunities** to leverage competitive advantage in mine building



pdi gold

APPENDIX



pdigold.com

ASX:PDI | TSX:PDI

Board & Management

Experienced leadership team with proven track-record of building & operating mines in Africa, including Guinea

BOARD



Andrew Pardey

Non-Executive Chairman

Geologist with 30+ years of experience

Former CEO of Centamin where he led construction and operation of the Tier-1 Sukari gold mine

Held senior management roles at the Siguiri and Lefa gold mines in Guinea



Matthew Wilcox

CEO & Managing Director

Experienced mining professional with a strong track record of building mines in West Africa

Responsible for building Kiniero, Abujar, Sanbrado, Bissa and Bouly, and former GM of the Lefa gold mine in Guinea



Alain William

Executive Director, Chief Legal & Government Relations Officer

25+ years of capital markets experience

CFO of Robex prior to the merger

Former metals and mining analyst with IXIS Securities, ING, Société Générale, Natixis and Oddo



Simon Jackson

Lead Independent Non-Executive Director

Chartered accountant with 25+ years of experience in the management of resource companies, particularly in Africa, including Red Back Mining, Orca Gold and Resolute Mining



Steven Michael

Non-Executive Director

25+ years of professional and corporate experience

Senior roles with Rothschild, Macquarie, RBC and FTI Consulting

Former MD of Red Hawk and Vimy, and Exec Director of Deep Yellow



Alberto Lavandeira

Non-Executive Director

Mining engineer with 40+ years of experience

Currently CEO and board member at Atalaya Mining

Previous CEO and COO of Rio Narcea Gold Mines



Howard Golden

Non-Executive Director

Mining executive with 40+ years of global experience;

Led major projects at Syama, Oyu Tolgoi, Agbaou, West Musgrave, and served as Exploration GM at Rio Tinto



Kiniero, Processing Plant

MANAGEMENT



Clinton Bennett

Chief Operating Officer

Extensive operational and metallurgical experience across international mining operations

Previous roles include COO of Tietto and GM of Endeavour's Ity gold mine



Ross McLean

Chief Financial Officer

15+ years experience in mining and energy finance in Africa and Australia

Previous roles include General Manager of Finance for Robex and Finance and Administration Director for Assala Energy in Gabon



Dimitrios Felekis

Chief Development Officer

20+ years of development and design experience, focused on West Africa

Responsible for Kiniero's construction and worked on the Abujar, Bissa and Agbaou projects



Justin Rivers

Chief Exploration Officer

Extensive experience in exploration and resource development

Previous roles include Head of Geology at Lithium Universe, CEO of Convertible Resources and Group Chief Geologist at London Mining Associates



Gwendal Bonno

Chief Human Resources Officer

Extensive international HR experience in the natural resources sector

Previously held senior roles with Assala Energy, Nordgold, ArcelorMittal Mining and Eramet

Kiniero Sep-26 Quarter Operations Update

Strong revenue growth supported by higher gold sales and stable processing operations

	Units	Sep-26 Quarter	Jun-26 Quarter	Var %
Financial Summary				
Gold Poured	oz	45,599	54,252	(16%)
Gold Sales	oz	61,149	38,470	59%
Revenue	**US$M**	**258.1**	**170.5**	**51%**
Mining	US$M	16.9	17.9	(5%)
Processing	US$M	17.2	16.2	6%
General & Administration	US$M	7.6	7.8	(2%)
Royalties	US$M	15.8	10.7	48%
Change in inventory	US$M	11.8	(9.8)	220%
Cash operating costs	**US$M**	**69.3**	**42.7**	**62%**
Sustaining capital	US$M	6.9	5.5	24%
All-in Sustaining cost	**US$M**	**76.2**	**48.3**	**58%**
AISC	US$/oz	1,246	1,254	(1%)
Production Summary				
Ore Mined	t	1,254,750	2,164,144	(42%)
Waste Mined	t	2,161,229	2,251,341	(4%)
Total Material Mined	t	3,415,979	4,415,485	(23%)
Total Material Milled	t	2,281,000	2,218,503	3%
Head Grade	g/t	0.69	0.86	(20%)
Recovery	%	88.3	90.5	(2%)

- **Strong financial performance:** Revenue increased 51% to US$258.1M, driven by a 59% increase in gold sales to 61,149oz, despite lower production. The increase in Kiniéro sales included bullion poured in the June 2026 quarter and sold in the September quarter
- **Mining:** Ore mined decreased 42% to 1.25Mt, reflecting reduced mining activity compared with the June quarter
- **Material movement:** Total material mined decreased 23% to 3.42Mt from 4.42Mt in the June 2026 quarter. This comprised 1.25Mt of ore and 2.16Mt of waste. The reduction in total material mined primarily reflected the anticipated impact of the wet season and was in line with the mine plan and mining schedule
- **Processing throughput:** total material milled increased 3% to 2.28Mt, demonstrating continued strong plant performance despite lower mining volumes
- **Change in inventory** related to bullion sold during the quarter and planned drawdown in ore stockpiles as processing exceeded mining rates
- **Metallurgical performance & production:** Head grade decreased 20% to 0.69g/t from 0.86g/t in the June 2026 quarter. The lower head grade reflected increased use of lower-grade stockpiled material to supplement reduced mine ore volumes. Gold recovery declined to 88.3% from 90.5% and gold poured decreased 16% to 45,599oz Au
- **AISC remained stable at US$1,246/oz,** compared with US$1,254/oz in the June 2026 quarter. Higher gold sales supported low unit costs, while seasonal wet conditions contributed to a planned drawdown in ore stockpiles as processing rates exceeded mining rates
- **Overall performance:** Strong processing throughput and disciplined cost management supported resilient operational performance despite wet-season constraints and lower head grade

Nampala Sep-26 Quarter Operations Update

Mine development activities support future ore access while maintaining operational stability

	Units	Sep-26 Quarter	Jun-26 Quarter	Var %
Financial Summary				
Gold Poured	oz	7,266	9,774	(26%)
Gold Sales	oz	5,779	10,454	(45%)
Revenue	**US$M**	**24.8**	**46.8**	**(47%)**
Mining	US$M	9.0	7.9	13%
Processing	US$M	6.7	5.8	15%
General & Administration	US$M	3.7	2.0	79%
Royalties	US$M	3.8	7.2	(47%)
Change in inventory	US$M	(6.4)	(3.7)	74%
Cash operating costs	**US$M**	**16.7**	**19.3**	**(13%)**
Sustaining capital	US$M	0.1	1.4	(90%)
All-in Sustaining cost	**US$M**	**16.8**	**20.6**	**(18%)**
AISC	US$/oz	2,914	1,974	48%
Production Summary				
Ore Mined	t	259,200	454,188	(43%)
Waste Mined	t	2,309,987	1,975,248	17%
Total Material Mined	t	2,569,187	2,429,436	6%
Total Material Milled	t	415,000	494,163	(16%)
Head Grade	g/t	0.63	0.71	(11%)
Recovery	%	87.0	86.5	1%

- **Financial performance:** Revenue decreased 47% to US$24.8M, primarily driven by a 45% decrease in gold sales to **5,779oz Au** and lower gold poured during the quarter. Gold sales were also impacted by shipment timing, with **2,712oz Au** sold in October

- **Total material mined:** A total of 2.57Mt of material was mined during the September 2026 quarter, up 6% from 2.43Mt in the June 2026 quarter. This comprised 0.3Mt of ore mined, down 43% quarter-on-quarter and 2.3Mt of waste mined up 17%. Higher waste movement reflected ongoing cutback activities to improve access to ore

- **Processing throughput:** Total material milled decreased 16% to 0.42Mt from 0.49Mt in the June 2026 quarter. Lower throughput reflected reduced ore availability following lower mined ore volumes during the period

- **Metallurgical performance & production:** Head grade decreased 11% to 0.63g/t, partially offset by a slight improvement in recovery from 86.5% to 87.0%

- **AISC:** increased to US$2,914/oz from US$1,974/oz in the June 2026 quarter. The increase was primarily due to 2,712oz Au in gold shipment deferred into October. Underlying unit costs were also impacted by lower mill throughput, lower head grade and increased stripping activity during the quarter

- **Overall performance:** Mining activities focused on waste stripping and mine development to improve access to future ore zones. Lower ore mining and throughput impacted production, while ongoing cutback activities support future ore access and operational flexibility

Ore Reserves & Mineral Resources

KINIERO[1,2,3,4]

Deposit	Tonnage (Mt)	Gold Grade (g/t Au)	Contained (Moz Au)
Probable Ore Reserves			
SGA	10.9	1.28	0.45
SGD	5.0	1.38	0.22
Jean	4.0	1.85	0.24
Sabali South	5.4	0.94	0.17
Sabali North & Central	3.1	0.98	0.10
Mansounia Central	19.5	0.77	0.48
Stockpiles	7.7	0.49	0.12
Total	**55.6**	**0.99**	**1.77**
Indicated Mineral Resources			
SGA & SGD	17.3	1.38	0.77
Jean	4.1	2.01	0.26
Sabali South	7.9	0.98	0.25
Sabali North & Central	3.7	1.18	0.14
West Balan	3.7	1.36	0.16
Banfara	1.1	0.94	0.03
Mansounia Central	29.3	0.72	0.68
Stockpiles	13.1	0.39	0.16
Total	**80.3**	**0.96**	**2.47**
Inferred Mineral Resources			
SGA & SGD	9.5	1.06	0.32
Jean	3.8	1.14	0.14
Sabali South	4.1	1.05	0.14
Sabali North & Central	0.9	1.41	0.04
West Balan	2.9	1.28	0.12
Banfara	1.0	1.32	0.04
Mansounia Central	43.6	0.71	1.00
Stockpiles	0.2	1.31	0.01
Total	**66.0**	**0.85**	**1.81**

NAMPALA[1,2,5,6]

Deposit	Tonnage (Mt)	Gold Grade (g/t Au)	Contained (Moz Au)
Probable Ore Reserves			
Nampala Complex	3.2	0.55	0.06
Stockpiles	0.6	0.50	0.01
Total	**3.7**	**0.54**	**0.06**
Indicated Mineral Resources			
Nampala Complex	11.5	0.68	0.25
Stockpiles	0.6	0.50	0.01
Total	**12.0**	**0.67**	**0.26**
Inferred Mineral Resources			
Nampala Complex	1.9	0.64	0.04
Stockpiles	-	-	-
Total	**1.9**	**0.64**	**0.04**

1. Refer to PDI Gold ASX announcement titled "Mineral Resources and Ore Reserves Update" dated 28 September 2026. Mineral Resources and Ore Reserves as at 30 June 2026
2. Indicated Mineral Resources are inclusive of Probable Ore Reserves
3. Resource cut-off grade (at US$2,600/oz): SGA & SGD, Jean, Banfara and West Balan: laterite 0.3 g/t Au, saprolite (oxide) 0.3 g/t Au, saprock (transition) 0.3 g/t Au, fresh 0.3 g/t Au; Sabali South: laterite 0.3 g/t Au, saprolite (oxide) 0.3 g/t Au, saprock (transition) 0.5 g/t Au, fresh 0.5 g/t Au; Sabali North & Central: laterite 0.3 g/t Au, saprolite (oxide) 0.3 g/t Au, saprock (transition) 0.5 g/t Au, fresh 0.4 g/t Au; Mansounia Central: laterite 0.3 g/t Au, saprolite (oxide) 0.3 g/t Au, saprock (transition) 0.4 g/t Au, fresh 0.4 g/t Au; Stockpiles reported as Mineral Resources have been limited to those dumps which exhibit an average grade >0.3 g/t Au for the entire stockpile assuming no selectivity
4. Reserve cut-off grade (at US$2,200/oz): variable break-even cut-offs, varying from 0.33-0.63 g/t Au as generated by process destination, rock type and metallurgical recoveries
5. Resource cut-off grade (at US$3,400/oz): oxide (laterite, mottled zone, saprolite) 0.22 g/t Au, transition (upper saprock, lower saprock) 0.26 g/t Au, fresh (fresh rock) 1.21 g/t Au
6. Reserve cut-off grade (at US$3,000/oz): oxide 0.25 g/t Au, transition 0.30 g/t Au

Ore Reserves & Mineral Resources continued

BANKAN ORE RESERVES[1,2,3]

Deposit	Tonnage (Mt)	Gold Grade (g/t Au)	Contained (Moz Au)
Probable Ore Reserves			
Open Pit			
NEB	40.2	1.36	1.75
BC	3.5	1.78	0.20
Open Pit Total	**43.7**	**1.39**	**1.95**
Underground			
NEB	7.9	3.95	1.00
Underground Total	**7.9**	**3.95**	**1.00**
Total	**51.6**	**1.78**	**2.95**

1. Refer to PDI Gold ASX announcement titled "Mineral Resources and Ore Reserves Update" dated 28 September 2026. Mineral Resources and Ore Reserves as at 30 June 2026 (unchanged since last estimates for Ore Reserves as at 25 June 2025, NEB & BC Mineral Resources as at 7 August 2023 and Fouwagbe & Sounsoun Mineral Resources as at 23 April 2025)
2. Indicated Mineral Resources are inclusive of Probable Ore Reserves
3. Reserve cut-off (at US$1,800/oz): open pit 0.38-0.48 g/t Au, underground 2.0 g/t Au
4. Resource cut-off for NEB and BC (at US$1,800/oz): NEB open pit 0.5 g/t Au, NEB underground 2.0 g/t Au, BC open pit 0.4 g/t Au; Resource cut-off grade for Fouwagbe and Sounsoun (at US$2,300/oz): 0.5 g/t Au
5. In relation to the Fouwagbe and Sounsoun deposits, PDI intends to appeal the Argo and Bokoro revocations announced on 28 May 2025 in accordance with the Mining Code. Refer to PDI ASX release "Argo and Bokoro Exploration Permits Update" dated 28 May 2025

BANKAN MINERAL RESOURCES[1,2,4]

Deposit	Tonnage (Mt)	Gold Grade (g/t Au)	Contained (Moz Au)
Indicated Mineral Resources			
Open Pit			
NEB	78.4	1.55	3.90
BC	5.3	1.42	0.24
Fouwagbe[5]	-	-	-
Sounsoun[5]	-	-	-
Open Pit Total	**83.7**	**1.54**	**4.14**
Underground			
NEB	-	-	-
Underground Total	**-**	**-**	**-**
Total	**83.7**	**1.54**	**4.14**
Inferred Mineral Resources			
Open Pit			
NEB	3.1	0.91	0.09
BC	6.9	1.09	0.24
Fouwagbe[5]	2.2	1.68	0.12
Sounsoun[5]	0.9	1.19	0.03
Open Pit Total	**13.1**	**1.15**	**0.49**
Underground			
NEB	6.8	4.07	0.90
Underground Total	**6.8**	**4.07**	**0.90**
Total	**19.9**	**2.16**	**1.38**

Sources for September 2026 Quarter Peer Comparison

Company	Mines	Sep-26 Quarter Production (koz)	Sep-26 Quarter AISC (US$/oz)	Document Source
Allied Gold	All	91.2	2,378	https://alliedgold.com/investor-relations/investor-news/news-details/2026/Allied-Gold-Reports-Q3-2026-Results-Begins-Production-at-the-Kurmuk-Mine-and-Delivers-Strong-Performance-at-the-Cte-DIvoire-Complex/default.aspx
Asante	All	48.5	4,860	https://www.asantegold.com/news-releases/asante-reports-q3-2026-operating-financial-results-and-issues-clarification-regarding-november-12-2026-press-release-2
B2Gold	Fekola and Otjikoto only	100.0	2,543	https://www.b2gold.com/news-media/news-releases/news-details/2026/B2Gold-Reports-Q3-2026-Results---Lowers-Annual-All-In-Sustaining-Cost-Guidance-and-Remains-On-Track-to-Achieve-Production-Guidance/default.aspx
Endeavour	All	256.0	1,857	https://edv-14806-s3.s3.eu-west-2.amazonaws.com/files/4917/9446/6961/EDV_Q3-2026_Results_-_News_Release.pdf
Fortuna	Seguela only	33.7	1,917	https://fortunamining.com/news/fortuna-reports-results-for-the-third-quarter-2026/
Galliano	All	40.9	2,346	https://galianogold.com/news/news/news-details/2026/Galiano-Gold-Reports-Third-Quarter-2026-Results/default.aspx
Orezone[1]	Bombore only	40.6	2,246	https://orezone.com/press-releases/orezone-gold-reports-third-quarter-2026-results/
Perseus	All	92.6	1,855	https://wcsecure.weblink.com.au/pdf/PRU/03153321.pdf
Resolute	All	44.4	2,506	https://www.rml.com.au/wp-content/uploads/2026/10/RSG-ASX-September-Quarterly-Report-FINAL.pdf
West African	All	128.0	1,570	https://wcsecure.weblink.com.au/pdf/WAF/03153974.pdf



pdi gold

FOR FURTHER INFORMATION
PLEASE CONTACT

INVESTOR ENQUIRIES:

MATTHEW WILCOX
CEO & Managing Director
T +61 8 9216 1000
E info@pdigold.com

MEDIA ENQUIRIES:

NATHAN RYAN
NWR Communications
T +61 420 582 887
E nathan.ryan@nwrcommunications.com.au

pdigold.com
ASX:PDI | TSX:PDI