LINQ MINERALS

17 November 2026 AGM

ASX:**LNQ**

GILMORE GOLD COPPER PROJECT



DISCLAIMER

Important Notice

Nature of Document

This presentation has been prepared and issued by LinQ Minerals Limited (ACN 665 642 820) (LinQ or the Company) to provide general information about the Company. The information in this document is in summary form and contains only a synopsis of more detailed information in relation to the matters described herein and accordingly should not be relied upon as a complete and accurate representation of any matters that a reader should consider in evaluating the Company. While management has taken every effort to ensure the accuracy of the material in this presentation, the Company has not verified the accuracy or completeness of the material contained in this presentation.

Not an offer

This presentation is not a prospectus or any other offering document under Australian law or any other law. This presentation should not be distributed, transmitted, or viewed by any person in any jurisdiction where the distribution, transmission or viewing of this document would be unlawful under the securities or other laws of that or any other jurisdiction.

Not financial product advice

You should not act and should refrain from acting in reliance on this presentation. The Company is not licensed to provide financial product advice in respect of the Company's securities or any other financial products. Nothing contained in this presentation constitutes investment, legal, tax or other advice. This presentation does not take into account the individual investment objectives, financial situation and particular needs of potential investors. Before making a decision to invest in the Company at any time, you should conduct, with the assistance of your broker or other financial or professional adviser, your own investigation in light of your particular investment needs, objectives and financial circumstances and perform your own analysis of the Company before making any investment decision.

Forward looking statements

This presentation contains forward-looking information about the Company and its operations. In certain cases, forward-looking information may be identified by such terms as "anticipates", "believes", “should”, "could", "estimates", “target”, “likely”, “plan”, "expects", "may", “intend”, "shall", "will", or "would". These statements are based on information currently available to the Company and the Company provides no assurance that actual results will meet management's expectations. Forward-looking statements are subject to risk factors associated with the Company’s business, many of which are beyond the control of the Company. It is believed that the expectations reflected in these statements are reasonable but they may be affected by a variety of variables and changes in underlying assumptions which could cause actual results or trends to differ materially from those expressed or implied in such statements. There can be no assurance that actual outcomes will not differ materially from these statements.

Disclaimer

No representation or warranty, express or implied, is made by the Company that the material contained in this presentation will be achieved or proved correct. Except for statutory liability which cannot be excluded, the Company, its directors, officers, and employees expressly disclaim any responsibility for the accuracy, fairness, sufficiency or completeness of the material contained in this presentation and excludes all liability whatsoever (including in negligence) for any loss or damage which may be suffered by any person as a consequence of any information in this presentation or any effort or omission therefrom (regardless of whether the loss or damage arises in connection with any negligence, default, lack of care or misrepresentation by the Company or any other cause in connection with the provision of this document or the purported reliance on this document or the information contained in it). The Company will not update or keep current the information contained in this presentation or to correct any inaccuracy or omission which may become apparent, or to furnish any person with any further information. Any opinions expressed in the presentation are subject to change without notice.

Compliance Statement

The information in this presentation relates to Exploration Results and Mineral Resources that have previously been released on the ASX. The Company confirms that it is not aware of any new information or data that materially affects the information included in the relevant market announcements and, that all material assumptions and technical parameters underpinning the estimates in the relevant market announcement continue to apply and have not materially changed.

Exploration Results

Gold Equivalent (AuEq) values – Requirements under JORC Code

Assumed commodity prices for calculation of Gold Equivalent (AuEq) is Au US$2,500/Oz, Cu US$10,000/t

Recoveries are assumed from similar deposits Au = 91%, Cu = 93%

Preliminary recoveries from Gilmore porphyry sulphide resources Cu = 80 - 94%, Au = 50 - 73%

AuEq (g/t) was calculated using the following formula: = ((Au (g/t)) + (Cu (g/t)*0.01/80.37681)).

LNQ confirms that it is the Company’s opinion that all elements included in the metal equivalent calculation have a reasonable potential to be recovered and sold.

Copper Equivalent (CuEq) values – Requirements under JORC Code

Assumed commodity prices for calculation of Copper Equivalent (CuEq) is Au US$2,500/Oz, Cu US$10,000/t

Preliminary recoveries from Gilmore porphyry sulphide resources (see Appendix 2) Au = 80 - 94%, Cu = 50 - 73%

CuEq (g/t) was calculated using the following formula: = ((Cu (%)) + (Au (g/t)*8037.681/10000)).

LNQ confirms that it is the Company’s opinion that all elements included in the metal equivalent calculation have a reasonable potential to be recovered and sold.

CORPORATE

Corporate Overview

~A$127m	62.0c	~A$14.4m	Nil
Market Capitalisation	Share Price[2]	Cash[2]	Debt

Corporate Structure

Shares on Issue	~205.1m
Unlisted Options[1]	~35.2m
Performance Rights	~0.6m

Substantial Shareholders

Woodcross Holdings Pty Ltd	41.71%
Sam Investors Pty Ltd	10.29%
Michael Gibson	10.03%
Top 10 Shareholders	**69.68%**

Board & Executive Management

Clive Donner	Chair (Corporate)
Harrison Donner	CEO & Director (CA, Corporate)
John Holliday	Director (Geologist)
Geoff Jones	Director (Engineer)
Dr Evan Kirby	Director (Metallurgist)
Stuart Munroe	Head of Exploration
Ivan Jerkovic	Geologist

Analyst Coverage

BELL POTTER

RaaS

[1]Consisting of 16.9m unquoted options ($0.30 exercise price on or before 27 June 2028), 13.7m unquoted options ($0.78 exercise price on or before 1 April 2028) & 4.3m unquoted options ($0.73 exercise price on or before 11 February 2029).
[2]Share price based on closing price on 16 November 2026. Cash Balance based on umaudited cash balance at 30 September 2026.

Investment Proposition: A Generational Asset

Strategic Asset

Tier 1 Location

100% owned Au Cu Project

Not publicly visible for ~40 yrs

Highly leveraged to Gold & Copper

Significant Scale

Global JORC MRE

~516Mt

~3.7Moz Au & ~1.2Mt Cu[1]

Open along strike and at depth

Growth

6 JORC Resources

+20 mineralised prospects
Extensive target pipeline

+30,000m planned drilling

Team

Proven track record in discovery, financing and delivery of major projects

Brownfields Gold Project

JORC MRE ~1.2Moz Au & ~120Kt Cu[2]

Last in production at ~A$460/oz

Infrastructure

Adjacent to road, rail, water, grid infrastructure

Local skilled labour availability

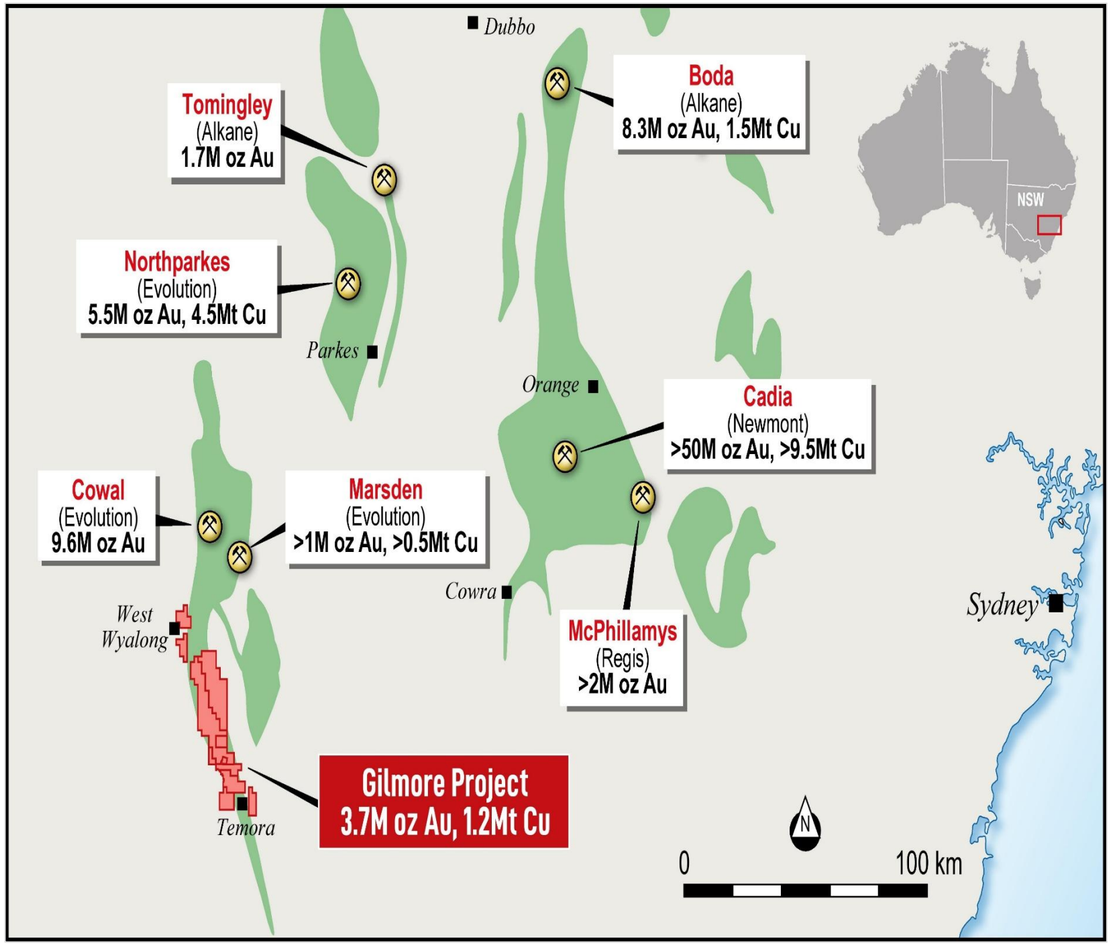

[1]Gilmore Global MRE is based of Sulphide Porphyry MRE at a 0.2% CuEq Cut-off & Gidginbung MRE at a 0.3g/t Au Cut-off. Refer to Global MRE Table in Appendix for further details including Competent Persons Statement, tonnage, grade, metal and confidence categories.

[2]Gilmore South MRE is based of Sulphide Porphyry MRE (Dam) at a 0.4% CuEq cut-off & Gidginbung MRE at a 0.5g/t Au Cut-off. Refer to Gilmore South MRE Table in Appendix for further details including Competent Persons Statement, tonnage, grade, metal and confidence categories.

Gilmore Project

Longest strike ~40km of continuous Cu Au occurrences in the Macquarie Arc

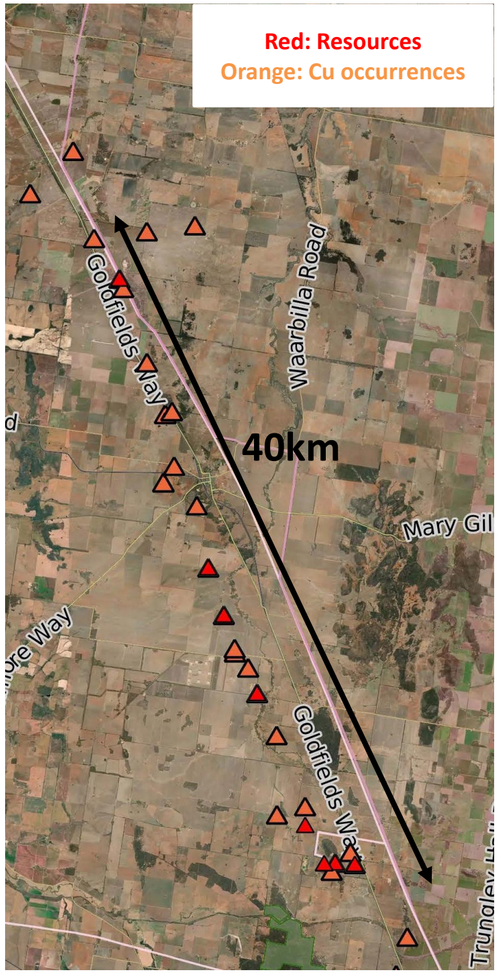

Resources and Cu occurrences

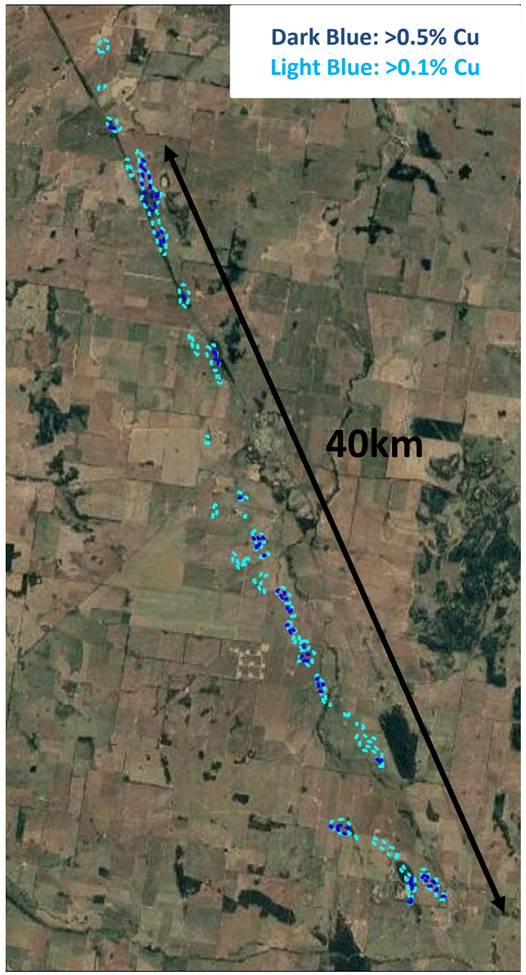

Cu best-in-hole >0.1% and >0.5%

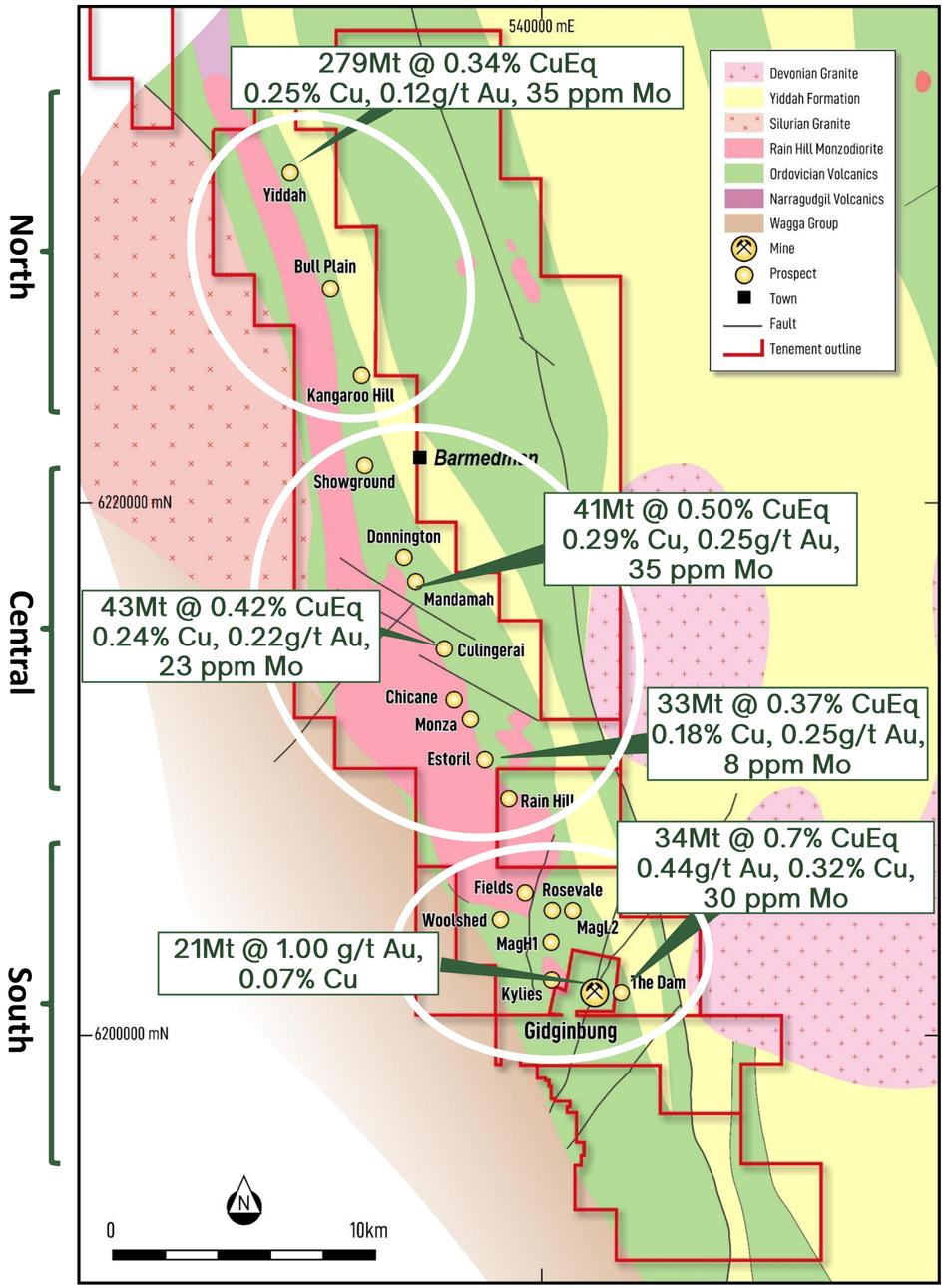

[1]Left Image: Extracted from Minview NSW Government database. LNQ's resources (red) and Cu occurrences (orange) refer to old diggings through to drilled prospects.

[2]Right Image: Google Earth imagery with best-in-hole Cu values contoured to show the continuity of Cu values (light blue is >0.1% and dark blue is >0.5%. The contoured drill hole data comes from LNQ's drilling database based on historical drilling results previously reported to the market.

FY27 – Growth & Discovery Drilling at Gilmore

Growth & Discovery drilling underway

- 30,000m of drilling underway across the project underpinned by:
  - Large MRE **3.7Moz Au & 1.2Mt**
  - ~600km^2 highly prospective tenement package - underexplored

Catalysts - Drilling

- Resource Growth Drilling (extensional + some infill) across multiple zones
- New discovery/ target drilling across project in FY27

★ **Currently Drilling Gidginbung South**

★ **Planned Drilling FY27**

- Gidginbung North
- Mandamah
- Donnington
- Donnington North (Punch)
- Monza
- Estoril to Monza
- Yiddah South

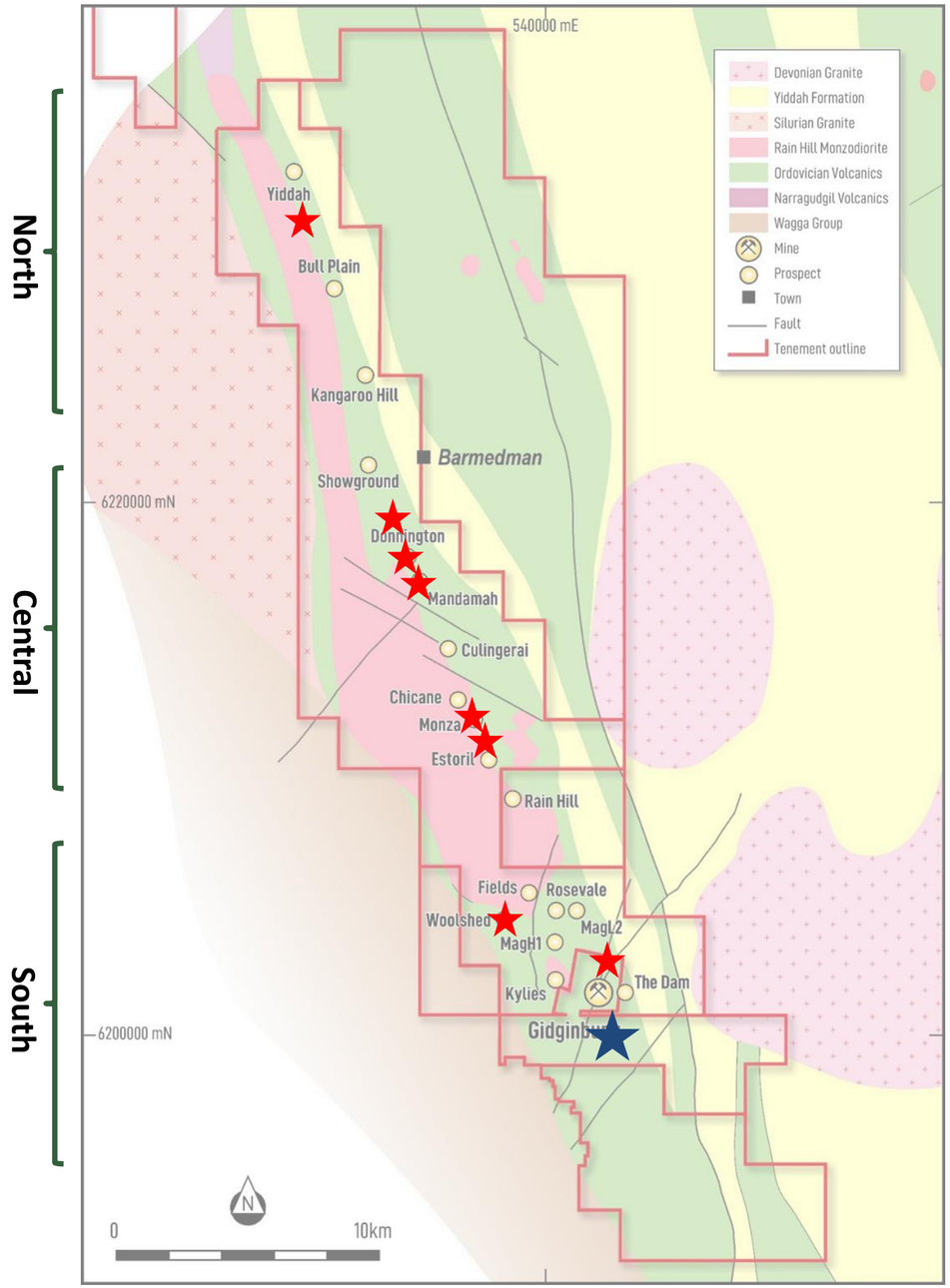

Gilmore South

>6km strike – limited drilling to date

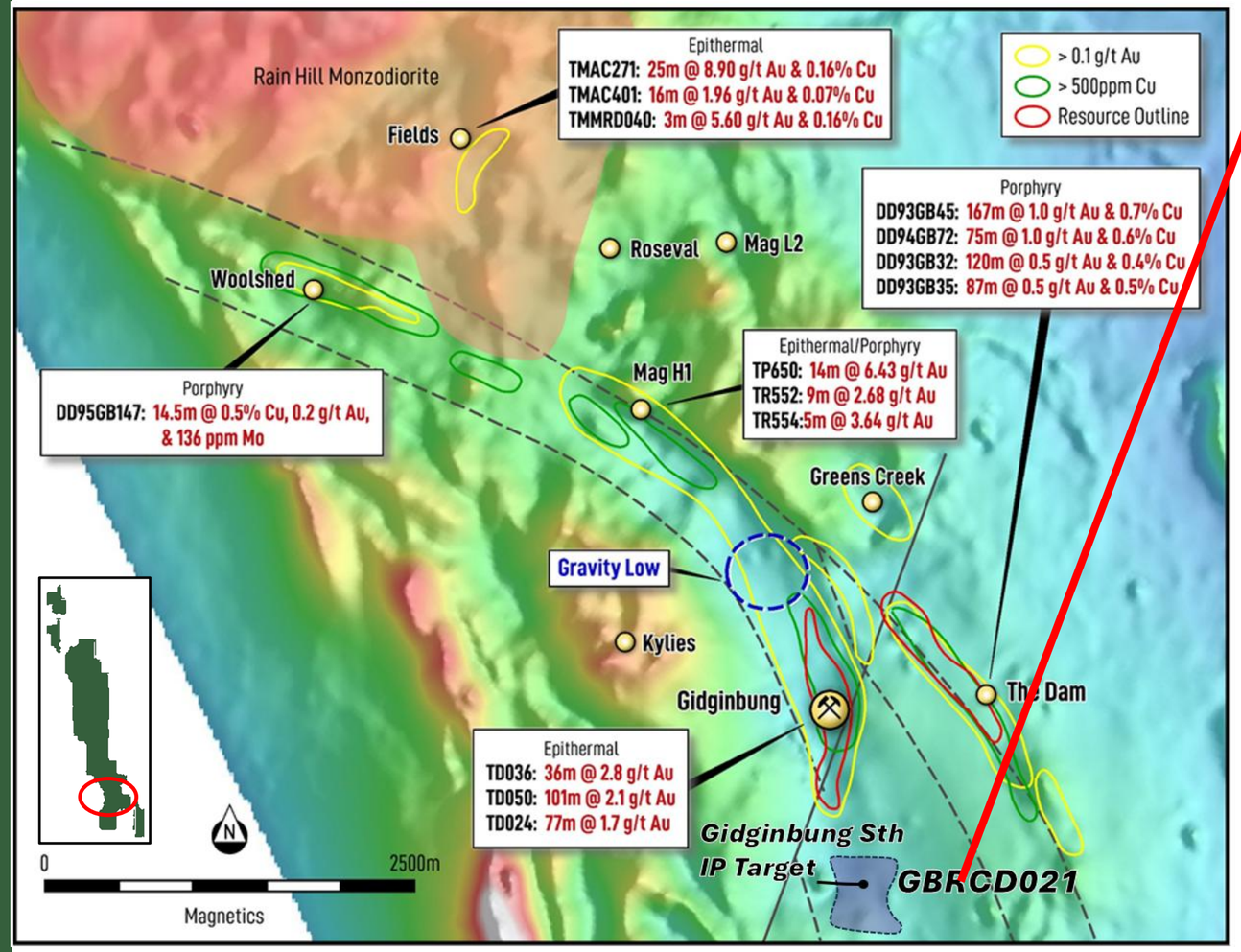

- **Gidginbung South – POTENTIAL NEW DISCOVERY**[1]
  - Currently drilling deep holes
  - Potential for High Sulphidation Epithermal & Porphyry mineralisation
- **Gidginbung/Dam part of much larger system.**
  - Significant potential for additional porphyry and epithermal resources/ discoveries.
  - >6km long strike. Comparable to Cadia complex.
  - NW "arc transfer" structure. Comparable to Cadia.
  - Limited deeper basement drilling beyond Gidginbung/Dam resource areas.
- **MagH1:**
  - Strong supergene gold (14m @ 6.43g/t Au).
  - Sulphide source yet to be discovered.
  - Advanced argillic to intermediate sulphidation mineralisation, transitioning at depth to the porphyry Cu/Au environment.
- **Fields:**
  - High grade epithermal Au system (25m @ 8.90g/t Au & 0.16% Cu).
- **Woolshed:**
  - Porphyry copper/gold (14.5m @ 0.5% Cu, 0.2g/t Au, 136ppm
  - Sparsely drill tested, last hole 1995 CRAE

Very limited exploration north/south of Gidginbung.

[1]Refer to ASX Release: 20 October 2026.

Potential New Discovery – 750m hole ended in mineralisation

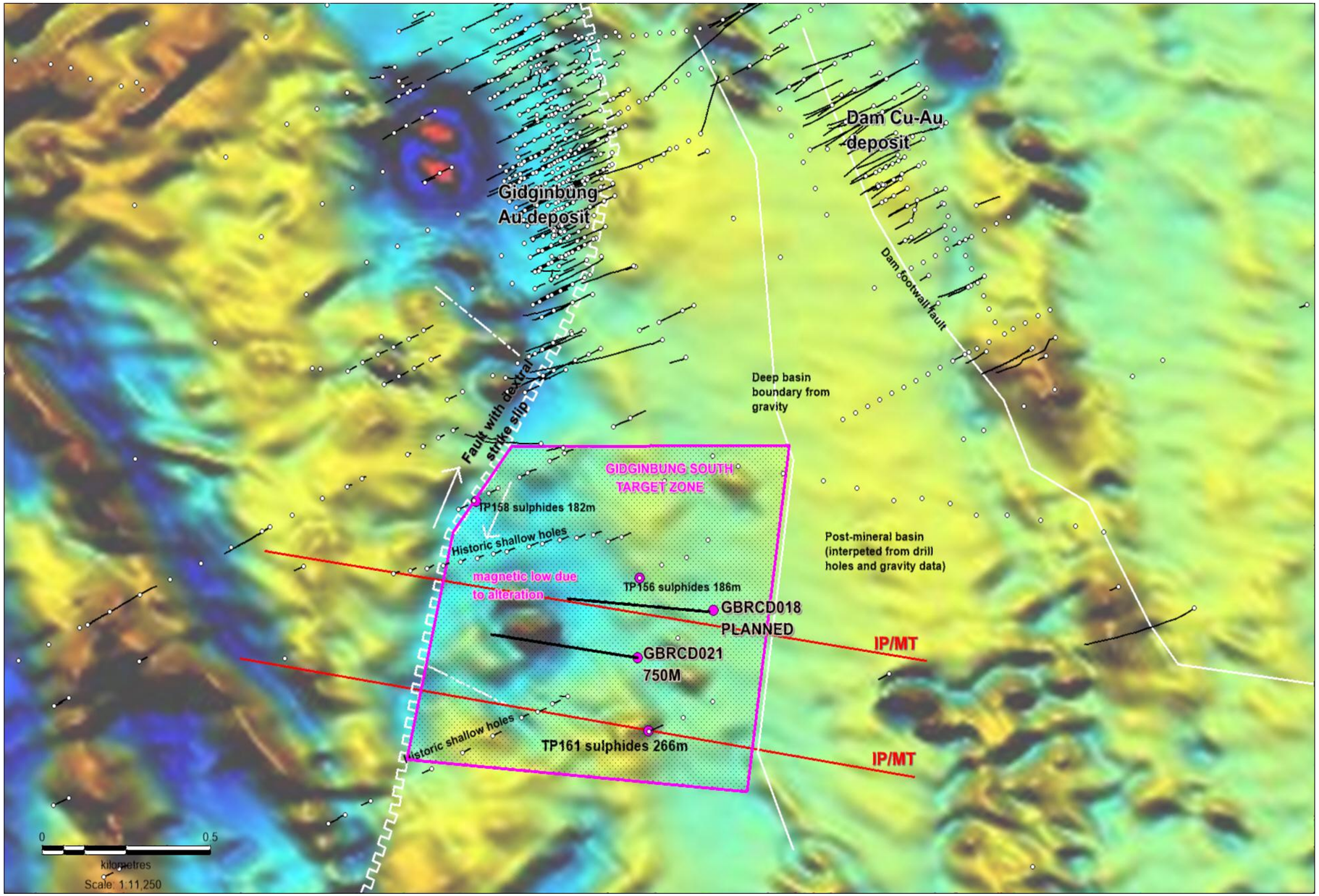

Figure: First vertical derivative reduced to the pole magnetics (Southern Zone) with drill hole locations of GBRCD021 and GBRCD018

Gilmore Central Zone – 17km trend

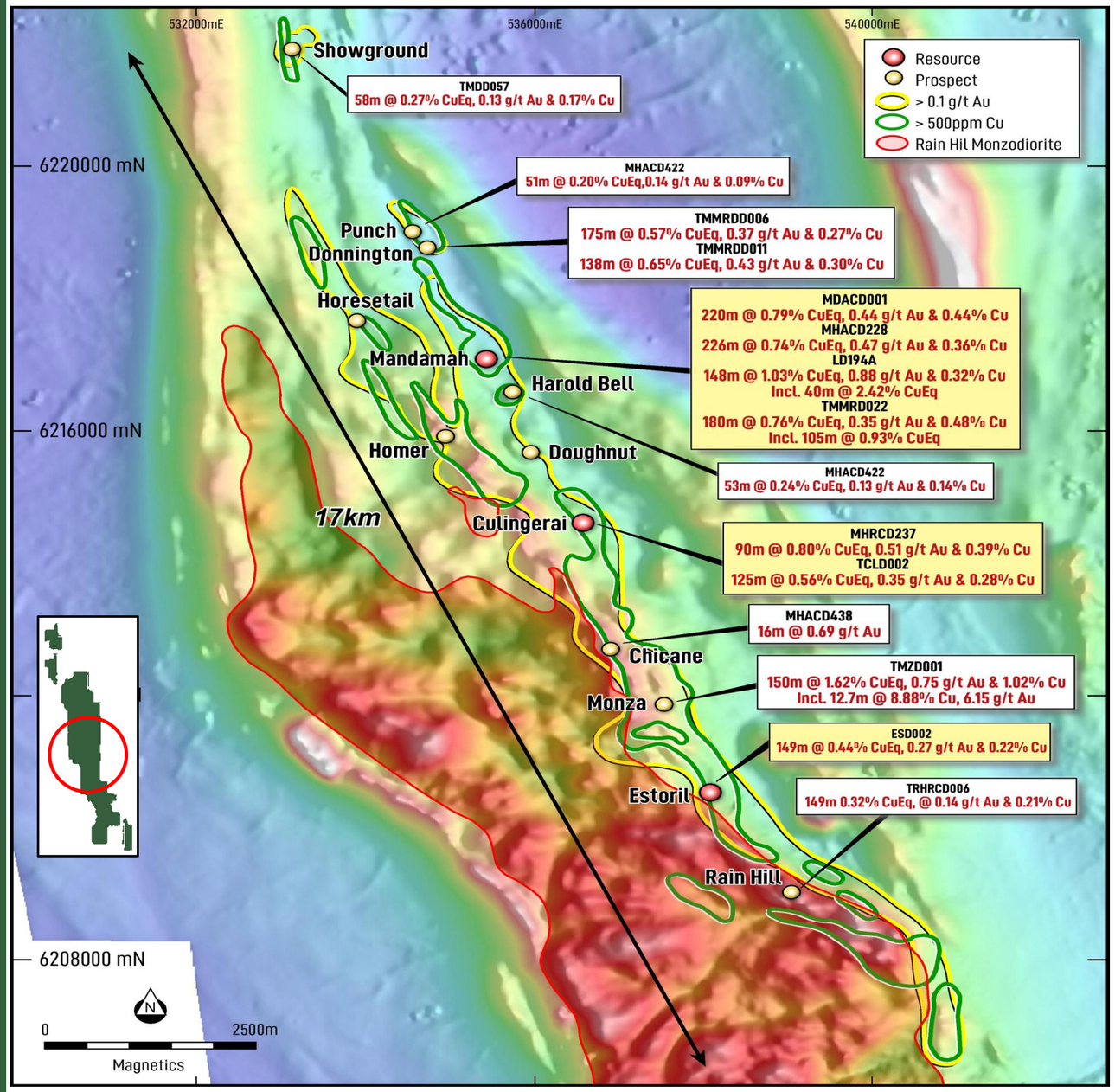

- 3 JORC Resources:
  - Mandamah: 41Mt @ 0.50% CuEq
  - Culingerai: 43Mt @ 0.42% CuEq
  - Estoril: 33Mt @ 0.37% CuEq
- >17km strike length
- Part of a much larger system?
- Multiple advanced drill prospects along strike:
  - Monza
  - Donnington
  - Showground
  - Punch
  - Chicane
  - Harold Bell
  - Homer
  - Doughnut
  - Horsetail
  - Rain Hill
- Potential for prospectivity between targets and deposits

Gilmore Central Zone – Long Section to West

ASX:LNQ

Open along strike and at depth

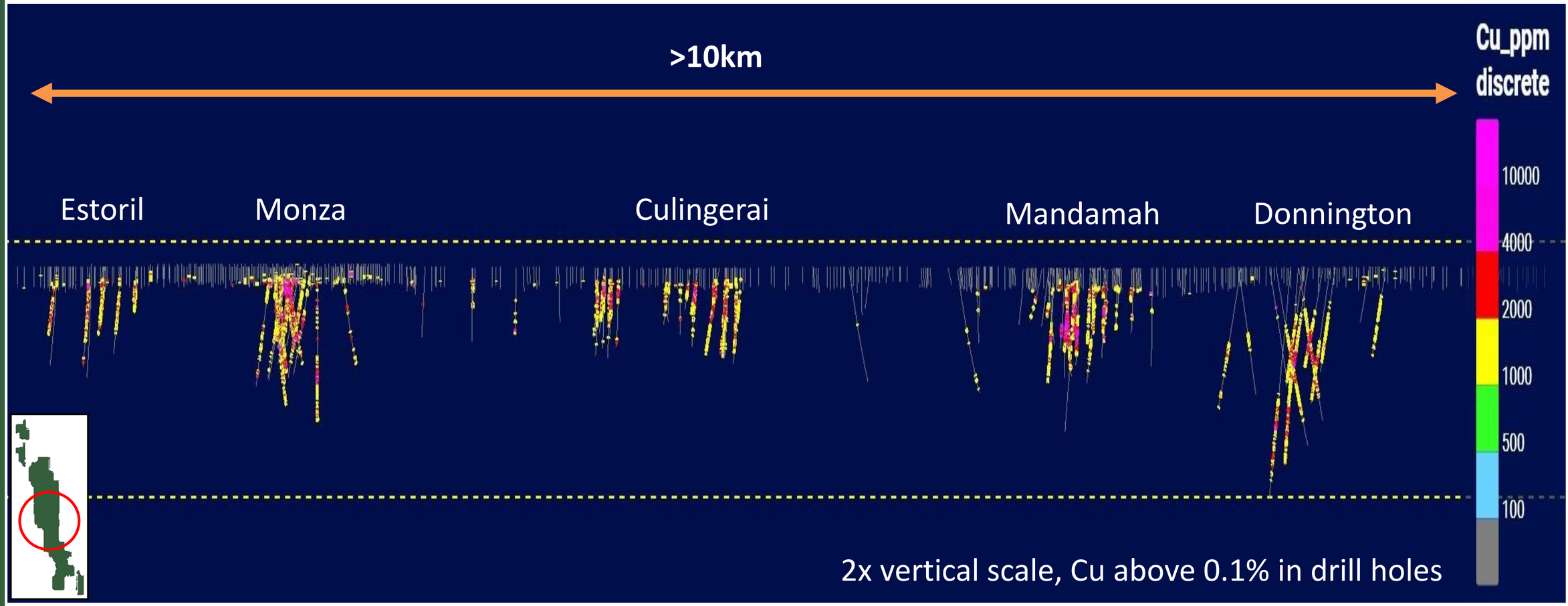

Gilmore North Zone – 10 km trend

>10km strike with multiple drill targets

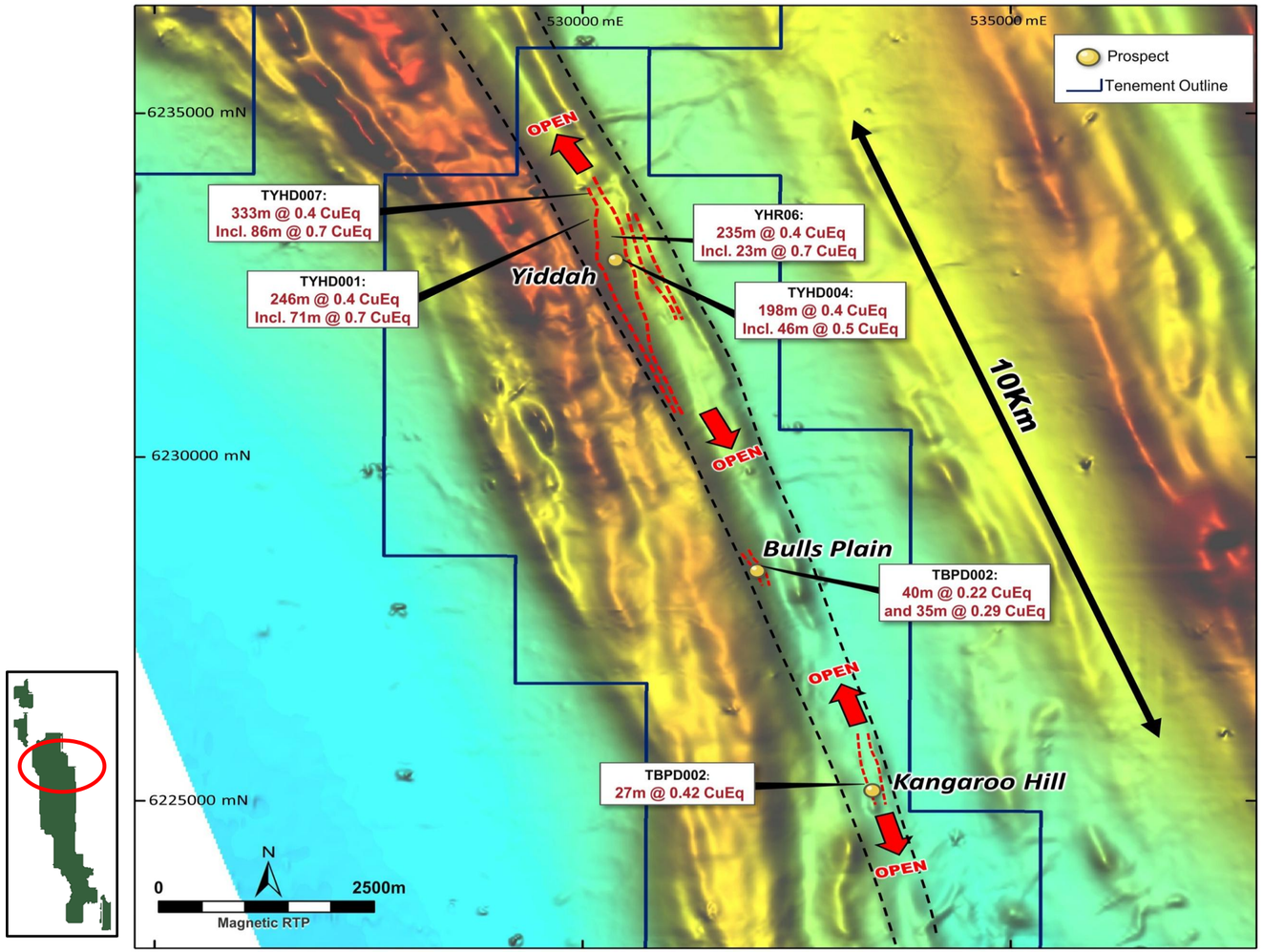

- Significant JORC Resource:
  - Yiddah: **279Mt @ 0.34% CuEq**
- Substantial strike length
  - Regional shear zone porphyry copper trend
- Potential for a larger Resource
- Multiple drill prospects open along strike:
  - Yiddah
  - Bulls Plain
  - Kangaroo Hill
- Highly prospectivity between targets and deposits

NORTHERN ZONE

Yiddah – Significant Scale

- Very large copper-gold-molybdenum system (>2km strike).
- Drill spacing nominally 200-300m (up to 600m along strike).
- Significant drill intercept widths.
- Potential to yield a very large open pit operation in its own right.
- Open along strike & down dip.
- How big?

TYHD004
198m @ 0.4%CuEq, 23ppm Mo
Inc 46m @ 0.5%CuEq, 44ppm Mo

YHR06
235m @ 0.4% CuEq, 66 ppm Mo
Inc 23m @ 0.7%CuEq, 107ppm Mo

2.2km

TYHD001
264m @ 0.4%CuEq, 36ppm Mo
Inc 71m @ 0.7%CuEq, 48ppm Mo

TYHD007
333m @ 0.4% CuEq, 34ppm Mo
Inc 86m @ 0.7%CuEq, 35ppm Mo

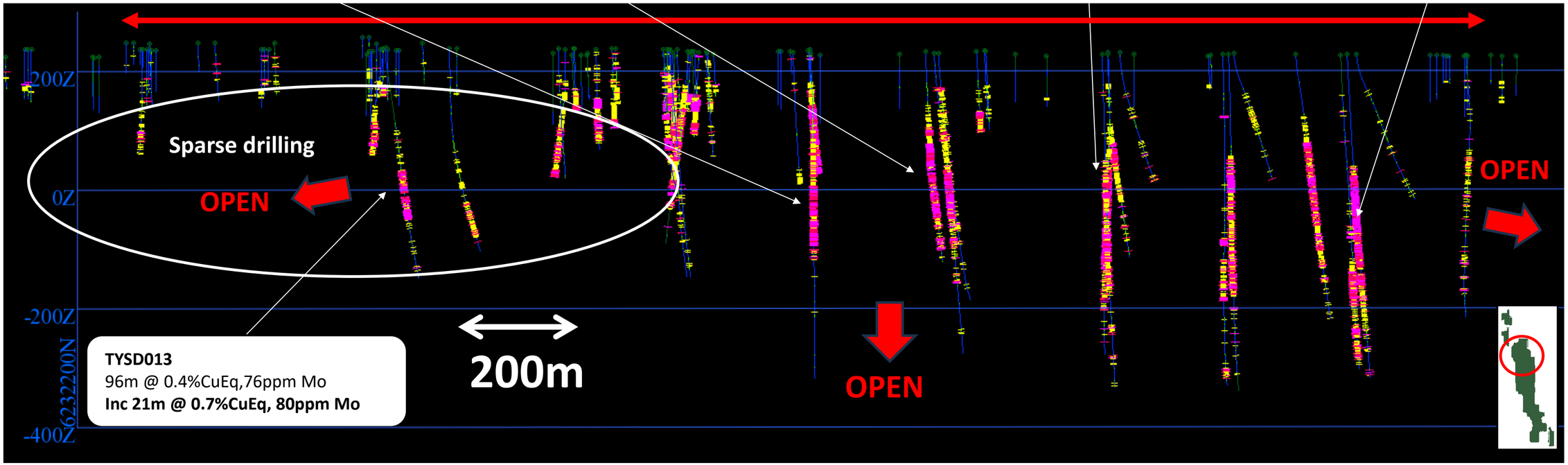

[1]Source: Rio Tinto Northparkes – Forty Years on and Still Prospective September 2010 Presentation.

Gilmore Northern Zone – Long Section to East

Open along strike and at depth

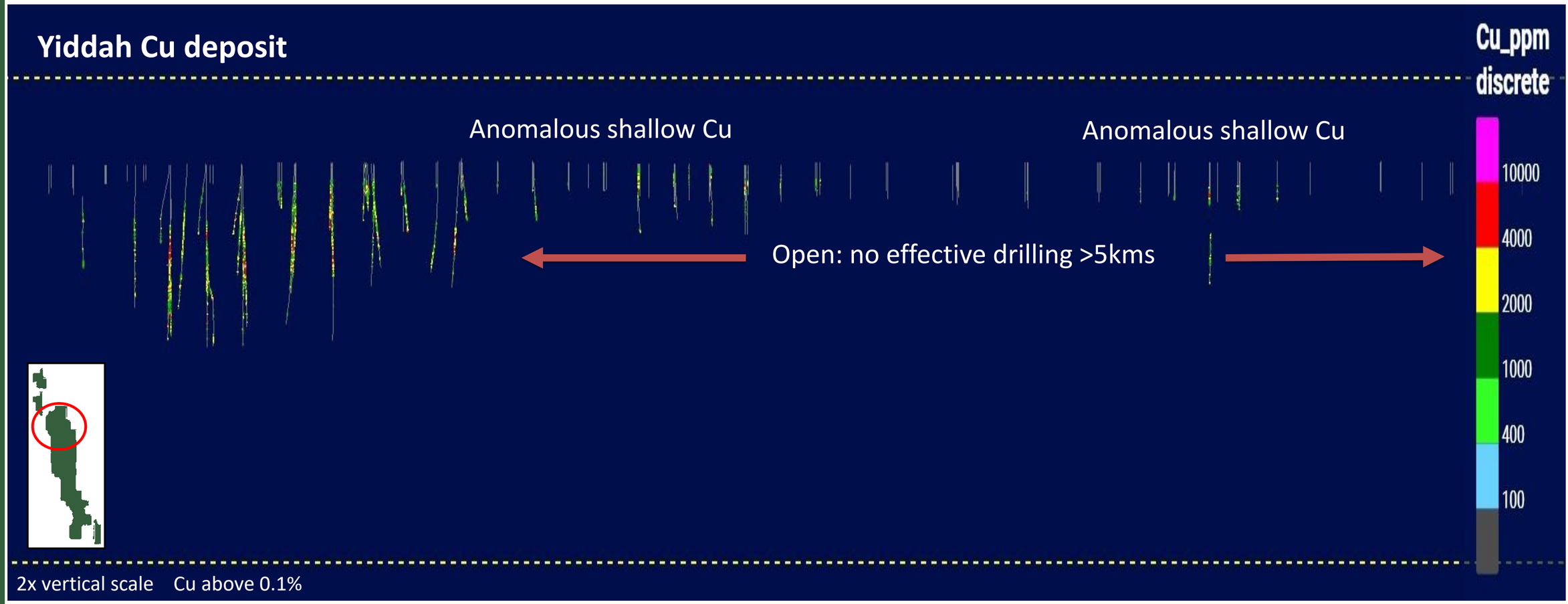

LINQ MINERALS

ASX:LNQ

SUPPORTING INFORMATION

Appendix



Gilmore South JORC MRE

Table 1: Mineral Resources for Gilmore South (Gidginbung & Dam) – Global grade cut off

DEPOSIT	Cut-off	INDICATED					INFERRED					TOTAL					METAL			
		tonnes (Mt)	Cu equiv %	Cu %	Au g/t	Mo g/t	tonnes (Mt)	Cu equiv %	Cu %	Au g/t	Mo g/t	tonnes (Mt)	Cu equiv %	Cu %	Au g/t	Mo g/t	Cu equiv (Kt)	Cu (Kt)	Au (Koz)	Mo (t)
Oxide Resources reported to a gold g/t cut-off																				
GIDGINBUNG	0.3	4.8		0	0.6		3.3		0	0.4		8.1		0	0.5				140	
Sulphide Gidginbung Resources reported to a gold g/t cut-off																				
GIDGINBUNG	0.3	12.4		0.1	0.9		22.6		0.1	0.7		35		0.1	0.8			20	840	
Sulphide Porphyry Resources reported to a copper equivalent % cut-off																				
DAM	0.2	29.6	0.7	0.3	0.4	32	47.3	0.3	0.2	0.2	37	76.9	0.5	0.2	0.3	35	350	180	700	2,700
TOTAL		46.8					73.2					120						200	1680	2,700

Table 2: Mineral Resources for Gilmore South (Gidginbung & Dam) – Higher cut off

DEPOSIT	Cut-off	INDICATED					INFERRED					TOTAL					METAL			
		tonnes (Mt)	Cu equiv %	Cu %	Au g/t	Mo g/t	tonnes (Mt)	Cu equiv %	Cu %	Au g/t	Mo g/t	tonnes (Mt)	Cu equiv %	Cu %	Au g/t	Mo g/t	Cu equiv (Kt)	Cu (Kt)	Au (Koz)	Mo (t)
Sulphide Gidginbung Resources reported to a gold g/t cut-off																				
GIDGINBUNG	0.5	8.8		0.1	1.1		12.1		0.1	0.9		20.8		0.1	1.0			10	670	
Sulphide Porphyry Resources reported to a copper equivalent % cut-off																				
DAM	0.4	23	0.7	0.3	0.5	30	11.4	0.5	0.2	0.3	28	34.4	0.7	0.3	0.4	30	230	110	490	1,000
TOTAL		31.8					23.5					55.2						120	1160	1,000

Notes to Mineral Resource Estimate (JORC 2012):

1. Copper Equivalent values calculated using a copper price of $US8500/tonne and gold price of $US2100/Oz, Cu Equiv (%) = ((Cu (g/t)) + (Au (g/t)*67.515/0.0085))/10000).
2. Molybdenum is not used in the calculation of a copper equivalent value.
3. Preliminary copper floatation recoveries for the porphyry sulphide resources range from 80 to 94% for copper and 50 to 73% for gold.
4. All tonnage, grade and ounce values have been rounded to relevant significant figures. Slight errors may occur due to rounding of these values.
5. Gidginbung and Dam reported to approximately 300m depth.
6. The metals included in the Estimate (Copper and Gold) have a reasonable potential to be recovered and sold.

Competent Persons Statement – Mineral Resources

The information in this report that relates to Exploration Results and Mineral Resources pertaining to the Gilmore Project is based on information compiled by Mr. Scott Munro MAIG of Munro Geological Services Pty Ltd. Mr. Munro has sufficient experience that is relevant to the style of mineralisation and type of deposit under consideration and to the activity being undertaken to qualify as a Competent Person as defined in the 2012 edition of the 'Australasian Code for Reporting of Exploration Results, Mineral Resources and Ore Reserves'. Mr. Munro consents to the inclusion in the report of the matters based on their information in the form and context in which it appears. Mr. Munro is a Director of Munro Geological Services Pty Ltd who is a shareholder and option holder in LinQ Minerals Limited.

Competent Person's Statement – Gidginbung Deposit

The Competent Person for the Gidginbung Mineral Resource Estimate is Mr. Arnold van der Heyden of H&S Consultants Pty Limited. The information in the report to which this statement is attached that relates to the Gidginbung Mineral Resource Estimate is based on information compiled by Mr. van der Heyden, who has sufficient experience that is relevant to the resource estimation to qualify as a Competent Person as defined in the 2012 edition of the 'Australasian Code for Reporting of Exploration Results, Mineral Resources and Ore Reserves'. Mr. van der Heyden is an employee of H&S Consultants Pty Limited, a Sydney based geological consulting firm and was engaged by LinQ Minerals Limited. Mr. van der Heyden is a Member and Chartered Professional of The Australasian Institute of Mining and Metallurgy ("AusIMM") and consents to the inclusion in the report of the matters based on his information in the form and context in which it appears.

Refer to ASX Announcement: LNQ 25 June 2025 IPO Replacement Prospectus, May 2025, Schedule 3 – Independent Technical Assessment Report

Gilmore Project Global JORC MRE

Global Resource: 516Mt containing ~3.7Moz Au and ~1.2Mt Cu

Table 1: Total Mineral Resources for the Gilmore

DEPOSIT	Cut-off	INDICATED					INFERRED					TOTAL					METAL			
		tonnes (Mt)	Cu equiv %	Cu %	Au g/t	Mo g/t	tonnes (Mt)	Cu equiv %	Cu %	Au g/t	Mo g/t	tonnes (Mt)	Cu equiv %	Cu %	Au g/t	Mo g/t	Cu equiv (Kt)	Cu (Kt)	Au (Koz)	Mo (t)
Oxide Resources reported to a gold g/t cut-off																				
MANDAMAH	0.3						3.5		0.2	1		3.5		0.2	1.0			10	110	
GIDGINBUNG	0.3	4.8		0	0.6		3.3		0	0.4		8.1		0	0.5			-	140	
TOTAL OXIDE	**0.3**	**4.8**		**0**	**0.6**		**6.8**		**0.1**	**0.7**		**11.6**		**0.1**	**0.7**			**10**	**250**	
Sulphide Porphyry Resources reported to a copper equivalent % cut-off																				
DAM	0.2	29.6	0.7	0.3	0.4	32	47.3	0.3	0.2	0.2	37	76.9	0.5	0.2	0.3	35	350	180	700	2,700
ESTORIL	0.2						33	0.4	0.2	0.3	8	33	0.4	0.2	0.3	8	120	60	270	300
CULINGERAI	0.2						43.2	0.4	0.2	0.2	23	43.2	0.4	0.2	0.2	23	180	100	310	1,000
MANDAMAH	0.2						37.2	0.4	0.3	0.2	35	37.2	0.4	0.3	0.2	35	160	110	220	1,300
YIDDAH	0.2						278.8	0.3	0.3	0.1	35	278.8	0.3	0.3	0.1	35	960	700	1,080	9,700
TOTAL SULPHIDE PORPHYRY	**0.2**	**29.6**	**0.7**	**0.3**	**0.4**	**32**	**439.5**	**0.4**	**0.2**	**0.2**	**32**	**469.1**	**0.4**	**0.2**	**0.2**	**32**	**1,780**	**1,150**	**2,570**	**15,000**
Sulphide Gidginbung Resources reported to a gold g/t cut-off																				
GIDGINBUNG	**0.3**	**12.4**		**0.1**	**0.9**		**22.6**		**0.1**	**0.7**		**35**		**0.1**	**0.8**			**20**	**840**	
TOTAL GLOBAL MRE		**46.8**					**468.9**					**515.7**					**1780**	**1,180**	**3,660**	**15,000**

Notes to Mineral Resource Estimate (JORC 2012):

1. Resource is based of 2024 Sulphide Porphyry Mineral Resources at a 0.2% CuEq Cut-off, 2024 Gidginbung (and Oxide) Mineral Resource at a 0.3g/t Au Cut-off.
2. Copper Equivalent values calculated using a copper price of $US8500/tonne and gold price of $US2100/Oz, Cu Equiv (%) = ((Cu (g/t)) + (Au (g/t)*67.515/0.0085))/10000).
3. Molybdenum is not used in the calculation of a copper equivalent value.
4. Preliminary copper floatation recoveries for the porphyry sulphide resources range from 80 to 94% for copper and 50 to 73% for gold.
5. All tonnage, grade and ounce values have been rounded to relevant significant figures. Slight errors may occur due to rounding of these values.
6. Dam, Estoril and Gidginbung reported to approximately 300m depth, Culingerai, Mandamah to approximately 350m depth and Yiddah to approximately 450m depth.
7. The metals included in the Estimate (Copper and Gold) have a reasonable potential to be recovered and sold.

Competent Persons Statement – Mineral Resources

The information in this report that relates to Exploration Results and Mineral Resources pertaining to the Gilmore Project is based on information compiled by Mr. Scott Munro MAIG of Munro Geological Services Pty Ltd. Mr. Munro has sufficient experience that is relevant to the style of mineralisation and type of deposit under consideration and to the activity being undertaken to qualify as a Competent Person as defined in the 2012 edition of the 'Australasian Code for Reporting of Exploration Results, Mineral Resources and Ore Reserves'. Mr. Munro consents to the inclusion in the report of the matters based on their information in the form and context in which it appears. Mr. Munro is a Director of Munro Geological Services Pty Ltd who is a shareholder and option holder in LinQ Minerals Limited.

Competent Person's Statement – Gidginbung Deposit

The Competent Person for the Gidginbung Mineral Resource Estimate is Mr. Arnold van der Heyden of H&S Consultants Pty Limited. The information in the report to which this statement is attached that relates to the Gidginbung Mineral Resource Estimate is based on information compiled by Mr. van der Heyden, who has sufficient experience that is relevant to the resource estimation to qualify as a Competent Person as defined in the 2012 edition of the 'Australasian Code for Reporting of Exploration Results, Mineral Resources and Ore Reserves'. Mr. van der Heyden is an employee of H&S Consultants Pty Limited, a Sydney based geological consulting firm and was engaged by LinQ Minerals Limited. Mr. van der Heyden is a Member and Chartered Professional of The Australasian Institute of Mining and Metallurgy ("AusIMM") and consents to the inclusion in the report of the matters based on his information in the form and context in which it appears.

Refer to ASX Announcement: LNQ 25 June 2025 IPO Replacement Prospectus, May 2025, Schedule 3 – Independent Technical Assessment Report

Gilmore Project JORC MRE – Multiple Cut Offs

DEPOSIT	Cut-off	INDICATED					INFERRED						TOTAL					METAL			
		tonnes (Mt)	Cu equiv %	Cu %	Au g/t	Mo g/t	tonnes (Mt)	Cu equiv %	Cu %	Au g/t		Mo g/t	tonnes (Mt)	Cu equiv %	Cu %	Au g/t	Mo g/t	Cu equiv (Kt)	Cu (Kt)	Au (Koz)	Mo (t)
Oxide Resources reported to a gold g/t cut-off																					
MANDAMAH	0.3						3.5		0.2	1			3.5		0.2	1.0			10	110	
GIDGINBUNG	0.3	4.8		0	0.6		3.3		0	0.4			8.1		0	0.5			-	140	
TOTAL OXIDE	**0.3**	**4.8**		**0**	**0.6**		**6.8**		**0.1**	**0.7**			**11.6**		**0.1**	**0.7**			**10**	**250**	
Sulphide Porphyry Resources reported to a copper equivalent % cut-off																					
DAM	0.2	29.6	0.7	0.3	0.4	32	47.3	0.3	0.2	0.2		37	76.9	0.5	0.2	0.3	35	350	180	700	2,700
	0.3	26.1	0.7	0.3	0.5	31	23.6	0.4	0.2	0.3		31	49.7	0.6	0.3	0.4	31	280	140	590	1,500
	0.4	23	0.7	0.3	0.5	30	11.4	0.5	0.2	0.3		28	34.4	0.7	0.3	0.4	30	230	110	490	1,000
	0.5	19	0.8	0.4	0.6	30	4.9	0.6	0.3	0.4		26	23.9	0.8	0.4	0.5	29	180	90	400	700
ESTORIL	0.2						33	0.4	0.2	0.3		8	33	0.4	0.2	0.3	8	120	60	270	300
	0.3						22.2	0.4	0.2	0.3		6	22.2	0.4	0.2	0.3	6	100	40	210	100
	0.4						11.8	0.5	0.2	0.4		6	11.8	0.5	0.2	0.4	6	60	30	140	100
	0.5						5.8	0.6	0.2	0.4		5	5.8	0.6	0.2	0.4	5	30	10	80	-
CULINGERAI	0.2						43.2	0.4	0.2	0.2		23	43.2	0.4	0.2	0.2	23	180	100	310	1,000
	0.3						27.6	0.5	0.3	0.3		22	27.6	0.5	0.3	0.3	22	140	80	260	600
	0.4						18.7	0.6	0.3	0.3		18	18.7	0.6	0.3	0.3	18	110	60	200	300
	0.5						12.4	0.7	0.4	0.4		15	12.4	0.7	0.4	0.4	15	80	40	160	200
MANDAMAH	0.2						37.2	0.4	0.3	0.2		35	37.2	0.4	0.3	0.2	35	160	110	220	1,300
	0.3						24	0.5	0.4	0.2		30	24	0.5	0.4	0.2	30	130	90	180	700
	0.4						15.1	0.7	0.4	0.3		26	15.1	0.7	0.4	0.3	26	100	70	140	400
	0.5						10.6	0.8	0.5	0.3		26	10.6	0.8	0.5	0.3	26	80	50	110	300
YIDDAH	0.2						278.8	0.3	0.3	0.1		35	278.8	0.3	0.3	0.1	35	960	700	1,080	9,700
	0.3						161.4	0.4	0.3	0.1		34	161.4	0.4	0.3	0.1	34	670	490	730	5,500
	0.4						70.6	0.5	0.4	0.2		32	70.6	0.5	0.4	0.2	32	350	260	390	2,300
	0.5						25.7	0.6	0.4	0.2		34	25.7	0.6	0.4	0.2	34	150	110	170	900
TOTAL SULPHIDE PORPHYRY	**0.2**	**29.6**	**0.7**	**0.3**	**0.4**	**32**	**439.5**	**0.4**	**0.2**	**0.2**		**32**	**469.1**	**0.4**	**0.2**	**0.2**	**32**	**1,780**	**1,150**	**2,570**	**15,000**
	0.3	**26.1**	**0.7**	**0.3**	**0.5**	**31**	**258.9**	**0.4**	**0.3**	**0.2**		**30**	**285**	**0.5**	**0.3**	**0.2**	**30**	**1,320**	**830**	**1,970**	**8,500**
	0.4	**23**	**0.7**	**0.3**	**0.5**	**30**	**127.7**	**0.5**	**0.3**	**0.2**		**27**	**150.7**	**0.6**	**0.3**	**0.3**	**27**	**850**	**520**	**1,350**	**4,100**
	0.5	**19**	**0.8**	**0.4**	**0.6**	**30**	**59.4**	**0.6**	**0.4**	**0.3**		**25**	**78.4**	**0.7**	**0.4**	**0.4**	**26**	**530**	**310**	**910**	**2,100**
Sulphide Gidginbung Resources reported to a gold g/t cut-off																					
GIDGINBUNG	**0.3**	**12.4**		**0.1**	**0.9**		**22.6**		**0.1**	**0.7**			**35.0**		**0.1**	**0.8**			**20**	**840**	
	0.4	10.4		0.1	1		16.3		0.1	0.8			26.7		0.1	0.9			20	750	
	0.5	8.8		0.1	1.1		12.1		0.1	0.9			20.8		0.1	1.0			10	670	

Notes to Mineral Resource Estimate (JORC 2012 Code):

1. Copper Equivalent values calculated using a copper price of $US8500/tonne and gold price of $US2100/Oz, Cu Equiv (%) = ((Cu (g/t)) + (Au (g/t)*67.515/0.0085))/10000).
2. Molybdenum is not used in the calculation of a copper equivalent value.
3. Preliminary copper floatation recoveries for the porphyry sulphide resources range from 80 to 94% for copper and 50 to 73% for gold.
4. All tonnage, grade and ounce values have been rounded to relevant significant figures. Slight errors may occur due to rounding of these values.
5. Dam, Estoril and Gidginbung reported to approximately 300m depth, Culingerai, Mandamah to approximately 350m depth and Yiddah to approximately 450m depth.
6. The metals included in the Estimate (Copper and Gold) have a reasonable potential to be recovered and sold.

Competent Persons Statement – Mineral Resources

The information in this report that relates to Exploration Results and Mineral Resources pertaining to the Gilmore Project is based on information compiled by Mr. Scott Munro MAIG of Munro Geological Services Pty Ltd. Mr. Munro has sufficient experience that is relevant to the style of mineralisation and type of deposit under consideration and to the activity being undertaken to qualify as a Competent Person as defined in the 2012 edition of the 'Australasian Code for Reporting of Exploration Results, Mineral Resources and Ore Reserves'. Mr. Munro consents to the inclusion in the report of the matters based on their information in the form and context in which it appears. Mr. Munro is a Director of Munro Geological Services Pty Ltd who is a shareholder and option holder in LinQ Minerals Limited.

Competent Person's Statement – Gidginbung Deposit

The Competent Person for the Gidginbung Mineral Resource Estimate is Mr. Arnold van der Heyden of H&S Consultants Pty Limited. The information in the report to which this statement is attached that relates to the Gidginbung Mineral Resource Estimate is based on information compiled by Mr. van der Heyden, who has sufficient experience that is relevant to the resource estimation to qualify as a Competent Person as defined in the 2012 edition of the 'Australasian Code for Reporting of Exploration Results, Mineral Resources and Ore Reserves'. Mr. van der Heyden is an employee of H&S Consultants Pty Limited, a Sydney based geological consulting firm and was engaged by LinQ Minerals Limited. Mr. van der Heyden is a Member and Chartered Professional of The Australasian Institute of Mining and Metallurgy ("AusIMM") and consents to the inclusion in the report of the matters based on his information in the form and context in which it appears.

Refer to ASX Announcement: LNQ 25 June 2025 IPO Replacement Prospectus, May 2025, Schedule 3 – Independent Technical Assessment Report