NEW FRONTIER MINERALS

ASX: NFM

ANNUAL REPORT

New Frontier Minerals Limited

ABN 52 137 606 476

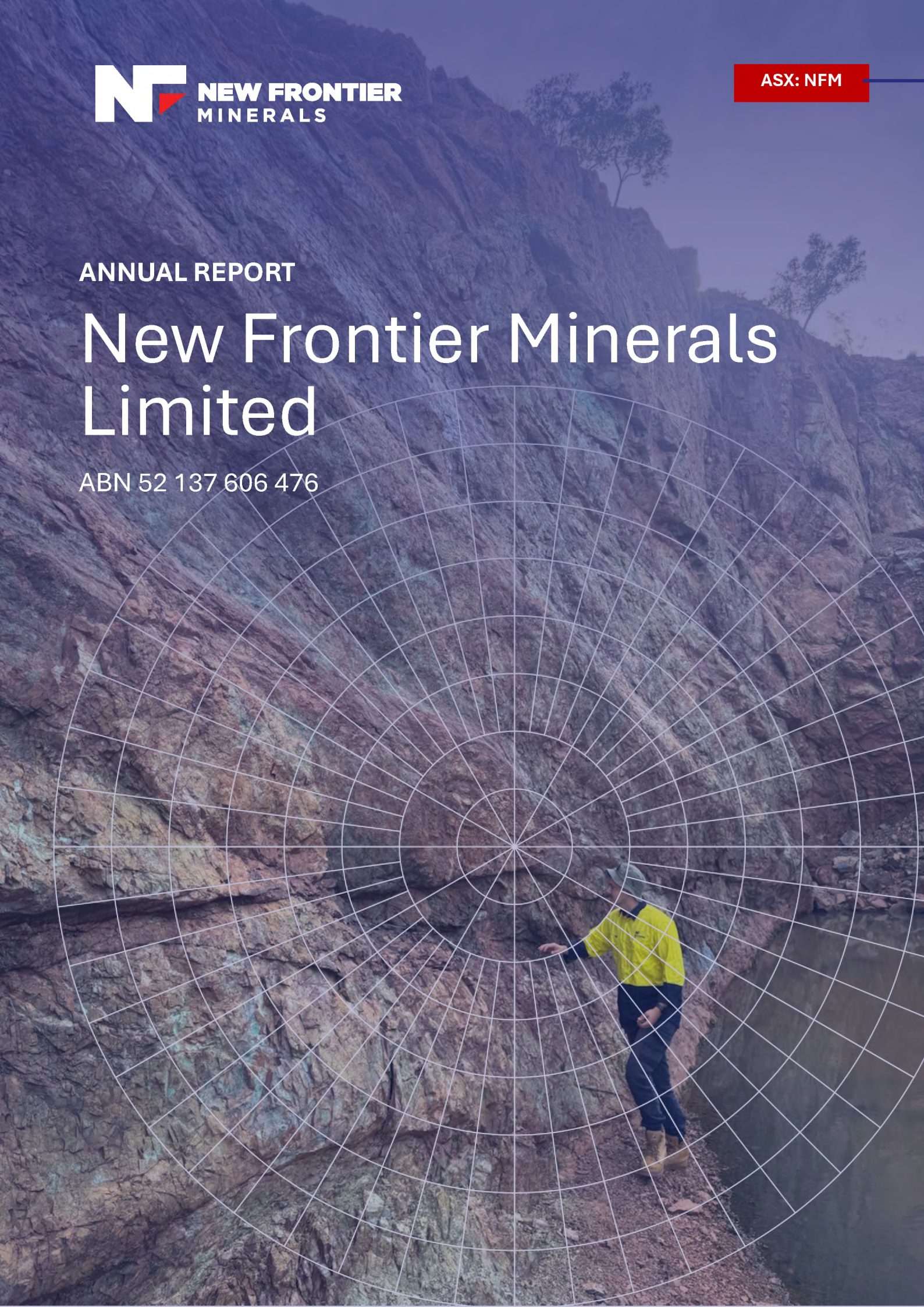

CORPORATE DIRECTORY

Directors

Gerrard (Ged) Hall (Non-Executive Chairman)

Joel Logan (Non-Executive Director)

Eduardo Robaina (Non-Executive Director)

Company Secretary

Dale Hanna

Registered Office and Principal Place of Business

Suite 5, 420 Bagot Road

Subiaco, WA 6008 Australia

Telephone: + 618 9389 4407

Share Registry

Automic Registry Services Pty Ltd

Level 5

191 St Georges Terrace, Perth, WA 6000 Australia

Telephone: + 1300 288 664

Facsimile: + 618 9324 2099

Auditors

HLB Mann Judd

Level 4 130 Stirling Street,

Perth, WA 6000 Australia

Securities Exchange Listings

Australian Securities Exchange

(Home Exchange: Perth, Western Australia)

ASX Code: NFM

London Stock Exchange

LSE Code: NFM

CONTENTS

Chairman's Letter	4
Directors' Report	5
Auditor's Independence Declaration	21
Consolidated Statement of Profit or Loss and Other Comprehensive Income	22
Consolidated Statement of Financial Position	23
Consolidated Statement of Changes in Equity	24
Consolidated Statement of Cash Flows	25
Notes to the Consolidated Financial Statements	26
Consolidated Entity Disclosure Statement	55
Directors' Declaration	56
Independent Auditor's Report	57
ASX Additional Information	61
Tenement Table	62

CHAIRMAN'S LETTER

Dear Shareholders,

The past financial year has been one of real progress for New Frontier Minerals, as we've built on the transformation of the business we outlined last year. Our projects — the NWQ Copper Project in Queensland, Harts Range in the Northern Territory, and our Pomme asset — have all moved forward, and I'm pleased to update you on where things stand.

In NWQ, our partnership with Austral Resources Australia has continued to develop, with further work done to progress a pathway for our Big One Deposit ore to be processed through Austral's Mt Kelly plant. Our team spent time on the ground at both Big One and Mt Kelly this year, meeting with Austral's operational leadership and working through the technical and logistical steps needed to bring this to fruition. Alongside this development work at Big One, we've continued to look at the adjacent prospects within the broader NWQ package, which we believe hold further potential to extend the project's footprint. We also see encouraging potential at our Eldorado prospect, and we look forward to updating shareholders as that work progresses. We remain focused on unlocking value from Big One and the broader prospects around it.

At Harts Range, our team has continued to follow up on the high-priority target areas identified through our earlier exploration work, with further field results reinforcing the potential of the project. Beyond the immediate targets we've been drilling and sampling, we believe Harts Range holds broader promise as a critical minerals province in its own right. Given the strategic importance of critical minerals to global supply chains, we believe this broader potential is an important part of the Harts Range story and one we intend to keep exploring.

Turning to our Pomme asset, we have been conducting metallurgical test work on material from the project to better understand its processing characteristics. This work is an important step in assessing the pathway to potentially unlocking value from Pomme, and we look forward to sharing further updates with shareholders as this progresses.

None of this progress would be possible without the ongoing support of our shareholders, and on behalf of the Board, I want to thank you for that support, including through our recent capital raising, which continues to provide us the working capital to advance our exploration projects and build value for the Company.

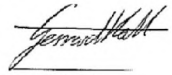

Ged Hall

Chairman

London, United Kingdom

29th September 2026

DIRECTORS' REPORT

The directors of New Frontier Minerals Limited and its subsidiaries ("New Frontier Minerals", "NFM", the "Company" or the "Group") submit the financial report of the Group for the year ended 30 June 2026. In order to comply with the provisions of the Corporations Act 2001, the directors report as follows:

Directors

Gerrard (Ged) Hall

Non-Executive Chairman

Gerrard Hall is a senior front office finance and investment professional. From more than 20 years working with blue-chip investment banks including JP Morgan and UBS, Ged has a strong grounding in proprietary trading, derivatives structuring and asset management. Based in London, Mr Hall is responsible for relations with UK-based investors. He holds an MBA and MSc in Financial Management from Edinburgh Business School and previously spent nearly a decade in the Middle East.

Eduardo Robaina

Non-Executive Director

Eduardo Robaina is a Managing Director and Engineering Consultant with over two decades of experience in the resources sector, spanning both technical and leadership positions at companies including Woodside, Mineral Resources, Santos and most recently Add Energy (part of ABL Group). In his most recent position as Managing Director at Add Energy, Mr Robaina was responsible for overseeing the business operating model, which saw the Company achieve significant financial growth over a 4-year period. He was an active member in Add Energy's Executive team during its 2022/23 acquisition and integration into ABL Group.

Joel Logan

Non-Executive Director

Joel is an Exploration Geologist with extensive experience in exploration, development and producing assets. These operations have hosted a variety of resources such as copper, uranium, gold, lithium, nickel, cobalt and PGEs. Mr Logan has developed strong theoretical and practical skills, enabling the delivery of geoscientific outcomes to notable Companies and operations, including the likes of BHP's Olympic Dam Project and Azure Minerals Ltd's Andover Project. Mr Logan's role at Azure Minerals saw him design and execute exploration and drill hole strategies, in addition to resource development of highly mineralised LCT pegmatites.

Directors' Meetings

During the financial year, in addition to regular Board discussions, the number of meetings of Directors held and the number of meetings attended by each director were as follows:

Director	Number of Meetings Eligible to Attend	Number of Meetings Attended
Mr. Gerrard Hall	5	5
Mr. Joel Logan	5	5
Mr. Eduardo Robaina	5	4

Directorships in Other Listed Entities

Directorships of other listed entities held by current Directors of the Company during the last 3 years immediately before the end of the year are as follows:

Director	Company	Period of Directorship	
		From	To
Mr. Gerrard Hall	Nil		
Mr. Joel Logan	Nil		
Mr. Eduardo Robaina	Galilee Energy Limited Yari Resources Limited MacArthur Minerals Limited	19 December 2025 22 May 2025 October 2024	Current Current 15 July 2026

Company Secretary

Dale Hanna

Dale is a highly qualified finance professional with 20 years of experience in Chief Financial Officer, Company Secretary, corporate advisory and governance roles. He has worked at many listed-ASX groups, primarily involved in the mining and natural resources sectors, ranging from exploration, development and production phases. Dale commenced his career with Ernst & Young and is a Chartered Accountant and Chartered Secretary, with current memberships with Chartered Accountants Australia and New Zealand and Governance Institute of Australia. He holds a Bachelor of Commerce degree from Curtin University.

Remuneration Report (Audited)

This report outlines the remuneration arrangements in place for Directors and executives of New Frontier Minerals Limited in accordance with the requirements of the *Corporation Act 2001* and its Regulations. For the purpose of this report, Key Management Personnel (KMP) of the Group are defined as those persons having authority and responsibility for planning, directing and controlling the major activities of the Group, directly or indirectly, including any officer (whether executive or otherwise) of the Group.

The remuneration report is set out under the following main headings:

- Principles used to determine the nature and amount of remuneration
- Details of remuneration
- Service agreements and non-executive directors' remuneration
- Share-based compensation
- Additional disclosures relating to key management personnel

Principles used to determine the nature and amount of remuneration

The Board is responsible for determining and reviewing compensation arrangements for the Directors. The Board assesses the appropriateness of the nature and amount of emoluments of such officers on a periodic basis by reference to relevant employment market conditions with the overall objective of ensuring maximum stakeholder benefit from the retention of a high quality board and executive team. The Group does not link the nature and amount of the emoluments of such officers to the Group's financial or operational performance. The expected outcome of this remuneration structure is to retain and motivate Directors.

As part of its Corporate Governance Policies and Procedures, the Board has adopted a formal Remuneration Committee Charter. Due to the current size of the Group and number of Directors, the Board has elected not to create a separate Remuneration Committee but has instead decided to undertake the function of the Committee as a full Board under the guidance of the formal charter.

The rewards for Directors have no set or pre-determined performance conditions or key performance indicators as part of their remuneration due to the current nature of the business operations. The Board determines appropriate levels of performance rewards as and when they consider rewards are warranted. The Group has a policy which disallows executives and Directors entering into contracts to hedge their exposure to options or shares granted as part of their remuneration package.

The table below shows the performance of the Group over the last five years:

As at 30 June	**2026**	**2025**	**2024**	**2023**	**2022**
Net (loss) after tax ($)	(1,717,717)	(2,458,209)	(1,461,849)	(6,942,228)	(1,653,183)
Share price at end of year ($)	0.005	0.009	0.005	0.007	0.010
Basic loss per share (cents per share)	(0.10)	(0.18)	(0.11)	(0.53)	(0.13)
Diluted loss per share (cents per share)	(0.10)	(0.18)	(0.11)	(0.53)	(0.13)
Return on capital	(0.04)	(0.06)	(0.04)	(0.19)	(0.05)

At the 2025 AGM, ---97.55% of the votes received supported the adoption of the remuneration report for the year ended 30 June 2025. The Company did not receive any specific feedback at the AGM regarding its remuneration practices.

Details of Remuneration

Details of Key Management Personnel

Mr. Gerrard Hall (Non-Executive Director)

Mr. Joel Logan (Non-Executive Director)

Mr. Eduardo Robaina Blavia (Non-Executive Director)

Details of the nature and amount of each element of the emolument of each Key Management Personnel of the Group for the financial year are as follows:

	Short-term		Post-employment	Share-based payments		
2026	Directors' Fees $	Consulting Fees $	Superannuation $	Performance Rights $	Total $	Remuneration linked to performance %
Director						
Mr. Gerrard Hall	60,075	-	-	53,433	113,508	47%
Mr. Joel Logan	104,176	-	8,901	53,433	166,510	32%
Mr. Eduardo Robaina	60,000	17,137	-	53,433	130,570	41%
	224,251	**17,137**	**8,901**	**160,299**	**410,588**	**-**

	Short-term		Post-employment			
2025	Directors' Fees $	Consulting Fees $	Superannuation $	Performance Right $	Total $	Remuneration linked to performance %
Director						
Mr. Gerrard Hall	65,054	-	-	5,277	70,331	-
Mr. Joel Logan	60,000	40,255	-	5,277	105,532	-
Mr. Eduardo Robaina	60,000	22,068	-	5,277	87,345	-
	185,054	**62,323**	**-**	**15,831**	**263,208**	**-**

There were no other key management personnel of the Group during the financial year ended 30 June 2026.

Service Agreements and Non-Executive Directors' remuneration

The aggregate remuneration for non-executive Directors has been set at an amount not to exceed $500,000 per annum. This amount may only be increased with the approval of Shareholders at a general meeting. No service agreements have been entered into with any director

Share-based compensation

Issue of shares

There were no shares issued to Directors and other key management personnel as part of compensation during the year ended 30 June 2026.

Options

No options have been granted as remuneration to key management personnel during the year ended 30 June 2026.

Performance Rights

On 1 December 2025, Mr Gerrard Hall, Mr Joel Logan, Mr Eduardo Robaina were issued 5,000,000 performance rights each and Mr Dale Hanna (not a key management personnel) was issued 2,500,000 performance rights with vesting conditions detailed in Note 13 of this Report. The performance rights were issued for nil cash consideration, were valued at $364,875 in total and are being recognised as share-based payments over the vesting period.

The key terms of the performance rights are shown below:

	Number of performance rights	Grant date and exercisable date	Expiry date	Exercise price $	Performance hurdle	Fair value per performance right at grant date $
Mr. Gerrard Hall	2,500,000	28/11/2025	30/11/2030	Nil	Note 1	0.0207
	2,500,000	28/11/2025	30/11/2030	Nil	Note 2	0.0210
Mr. Joel Logan	2,500,000	28/11/2025	30/11/2030	Nil	Note 1	0.0207
	2,500,000	28/11/2025	30/11/2030	Nil	Note 2	0.0210
Mr. Eduardo Robaina	2,500,000	28/11/2025	30/11/2030	Nil	Note 1	0.0207
	2,500,000	28/11/2025	30/11/2030	Nil	Note 2	0.0210
Mr. Dale Hanna	1,250,000	28/11/2025	30/11/2030	Nil	Note 1	0.0207
	1,250,000	28/11/2025	30/11/2030	Nil	Note 2	0.0210

Note 1 - 20-day VWAP share price equal or greater than $0.02

Note 2 - Harts Range drill intersect of 5m intersect ≥ 0.75% TREO, 5m intersect ≥ 1% Nb_2O_5, or 5m intersect ≥ 1% Ta_2O_5

Refer to Note 13 and Note 24 for further information.

Additional disclosures relating to key management personnel

Key Management Personnel Options

No options in the Company were held during the financial year ended 30 June 2026 by key management personnel of New Frontier Minerals Limited, including their personally related parties.

Key Management Personnel Performance Rights

The number of options and performance rights in the Company held during the financial year ended 30 June 2026 by key management personnel of New Frontier Minerals Limited, including their personally related parties, is set out below.

	Balance at the start of the year	Granted during the year as compensation	Exercised	Expired	Balance at the end of the year
Mr. Gerrard Hall	4,000,000	5,000,000	(4,000,000)	-	5,000,000
Mr. Joel Logan	4,000,000	5,000,000	(4,000,000)	-	5,000,000
Mr. Eduardo Robaina	4,000,000	5,000,000	(4,000,000)	-	5,000,000

Key Management Personnel Shareholdings

The number of shares in the company held during the financial year ended 30 June 2026 held by key management personnel of New Frontier Minerals Limited, including their personally related parties, is set out below.

	Balance at the start of the year	Acquired during the year on market	Granted during the year as compensation	On exercise of share options	Other changes during the year	Balance at resignation	Balance at the end of the year
Mr. Gerrard Hall	8,141,837	-	-	4,000,000	-	-	12,141,837
Mr. Joel Logan	1,000,000	3,000,000	-	4,000,000	-	-	8,000,000
Mr. Eduardo Robaina	-	-	-	4,000,000	-	-	4,000,000

Transactions with key management personnel were made at arm's length at normal market prices and normal commercial terms.

END OF REMUNERATION REPORT

Interest in the Securities of the Group

As at the date of this report, the interests of the Directors in the securities of New Frontier Minerals Limited were:

Director	Ordinary Shares	Unlisted Options	Performance Rights
Mr. Gerrard Hall	12,141,837	-	5,000,000
Mr. Joel Logan	8,000,000	-	5,000,000
Mr. Eduardo Robaina	4,000,000	-	5,000,000

Result

The loss after tax for the year ended 30 June 2026 was $1,717,717 (30 June 2025: $2,458,209) and the net assets of the Group at 30 June 2026 were $11,955,051 (2025: $11,151,931).

Dividends

No dividend was paid or declared by the Group during the year and up to the date of this report.

Corporate Structure

New Frontier Minerals Limited is a company limited by shares that is incorporated and domiciled in Australia.

Nature of Operations and Principal Activities

During the financial year, the principal activity of the Group was mineral exploration and examination of new resource opportunities. The Group currently holds copper and rare earth minerals projects in Queensland and Northern Territory in Australia as well as projects in Quebec, Canada.

Employees

Other than the directors and company secretary, the Group had no employees at 30 June 2026 (2025: Nil).

Operating and Financial Risk

The Group's activities have inherent risk and the Board is unable to provide certainty of the expected results of activities, or that any or all of the likely activities will be achieved. The material business risks faced by the Group that could influence the Group's future prospects, and how the Group manages these risks, are detailed below:

Operational Risks

The Group may be affected by various operational factors. In the event that any of these potential risks eventuate, the Group's operational and financial performance may be adversely affected. No assurances can be given that the Group will achieve commercial viability through the successful exploration, sale, and/or development of its tenement interests. Until the Group is able to realise value from its projects, it is likely to incur ongoing operating losses.

The operations of the Group may be affected by various factors, including failure to locate or identify mineral deposits, failure to achieve predicted grades in exploration, operational and technical difficulties encountered in exploration, insufficient or unreliable infrastructure such as transport, unanticipated metallurgical problems which may affect extraction costs, adverse weather conditions, industrial and environmental accidents, and unexpected shortages or increases in the costs of contractor services.

The Group's Mineral Resource Estimates (MREs) are made in accordance with the 2012 edition of the JORC Code. MREs are estimates only. An estimate is an expression of judgement based on knowledge, experience and industry practice. Estimates which were valid when originally calculated may alter significantly when new information or

techniques become available. In addition, by their very nature, resource estimates are imprecise and depend to some extent on interpretations, which may prove to be inaccurate.

The Tenements are at various stages of exploration, and potential investors should understand that mineral exploration and development are speculative and high-risk undertakings that may be impeded by circumstances and factors beyond the control of the Group.

There can be no assurance that exploration of the Tenements, or any other exploration properties that may be acquired in the future, will result in the discovery of an economic mineral resource. Even if an apparently viable deposit is identified, there is no guarantee that it can be economically exploited.

There is no assurance that exploration or project studies by the Group will result in the definition of an economically viable mineral deposit or that the exploration tonnage estimates, and conceptual project developments are able to be achieved. In the event the Group successfully delineates economic deposits on any Tenement, it may apply for a mining lease to undertake development and mining on the relevant Tenement. There is no guarantee that the Group will be granted a mining lease if one is applied for and if a mining lease is granted, it will also be subject to conditions which must be met.

Further Capital Requirements

The Group's projects may require additional funding to progress activities. There can be no assurance that additional capital or other types of financing will be available if needed to further exploration or possible development activities and operations or that, if available, the terms of such financing will be favourable to the Group.

Native Title and Aboriginal Heritage

There are areas of the Group's projects over which legitimate common law and/or statutory Native Title rights of Aboriginal Australians exist. Where Native Title rights do exist, the Group must obtain consent of the relevant landowner to progress the exploration, development and mining phases of operations. Where there is an Aboriginal Site for the purposes of the Aboriginal Heritage legislation, the Group must obtain consent in accordance with the legislation.

The Group's Activities are Subject to Government Regulations and Approvals

The Group is subject to certain Government regulations and approvals. Any material adverse change in government policies or legislation in Australia or Zambia that affect mineral exploration, mining, processing, and development activities, export activities, income tax laws, royalty regulations, government subsidiaries and environmental issues may affect the viability and profitability of any planned exploration or possible development of the Group's portfolio of projects.

Global Conditions

Global economic conditions (including movements inflation rates and currency exchange rates), national and international political circumstances, natural disasters, and other global events, may have an adverse effect on the Company's exploration activities, as well as on its ability to fund those activities.

General economic conditions may also affect the value of the Company and its market valuation regardless of its actual performance.

Review of Operations

New Frontier Minerals Limited (NFM) is an Australian-based critical minerals explorer that has continued its transformation over the 2025-26 financial year, advancing its two-pillar strategy of copper at the NWQ Copper Project (Queensland) and Heavy Rare Earths (HRE) and Niobium at the Harts Range Project (Northern Territory), while establishing a new foothold in North America through the Pomme Rare Earth Elements Project in Quebec, Canada.

A closer review of the core projects and key undertakings over the financial year follows:

NWQ COPPER PROJECT, QUEENSLAND

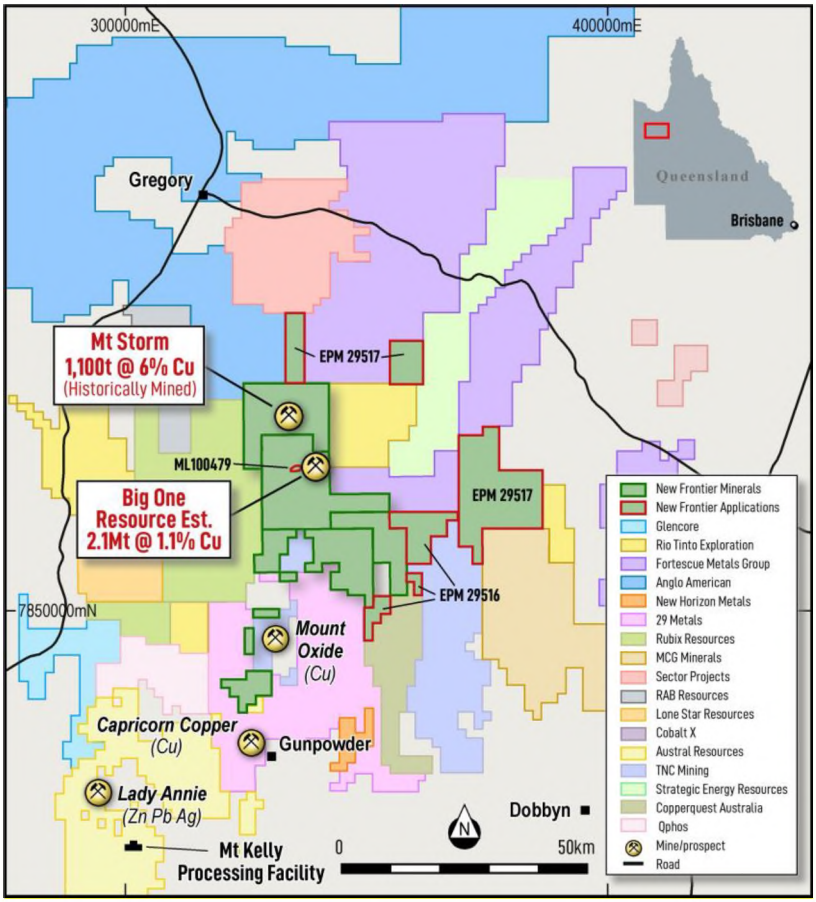

NWQ Copper Project regional footprint, Mt Isa copper belt, showing the Big One Deposit and surrounding tenure held by NFM and neighbouring majors (source: NFM)

Strategic Alliance with Austral Resources

NFM continued to progress its strategic alliance with Austral Resources Australia Ltd (ASX: AR1) to bring the Big One Deposit into production via Austral's Mt Kelly processing facility. In May 2026, NFM and Austral geologists conducted a joint site visit to the Big One Deposit and the adjacent Big One North anomaly, reviewing stockpile material previously sent to Mt Kelly for metallurgical testing, which returned approximately 99% acid-soluble

copper recovery compatible with the Mt Kelly flowsheet under laboratory conditions — supporting a proposed toll-treatment pathway.



Austral Resources' Mt Kelly copper processing facility, the proposed toll-treatment destination for Big One Deposit ore (source: Austral Resources)

Updated Exploration Targets

On 23 February 2026, NFM announced updated JORC (2012) Exploration Targets across 14 prospects within the NWQ Copper Project of 12-58Mt at 0.3-1.5% Cu (50,000-473,000 tonnes contained copper), materially expanding the scale of the Company's stated copper opportunity beyond the Big One Deposit alone.

Of the 14 prospects captured in the updated Exploration Targets, Mt Storm and Eldorado have emerged as NFM's two leading near-term targets outside Big One. During the May 2026 field program, NFM's geology team completed reconnaissance geological mapping and rock chip and grab sampling at the historical Mt Storm prospect, located approximately 8km from Big One, along a structurally controlled malachite vein system adjacent to a porphyritic syenite dyke. Mt Storm has a history of small-scale mining at grades of approximately 6% Cu but has never been drill-tested, and was identified during the program as an emerging, under-explored near-surface satellite target within the broader NWQ Copper Project. Alongside Mt Storm, Eldorado remains the Company's other priority target, underpinned by anomalous surface copper geochemistry over a 200m by 500m area and rock chip results of up to 5,400ppm Cu near the historic Epsilon Mine workings, with NFM prioritising both prospects for detailed ground geophysics and follow-up mapping ahead of future drill programs (Mt Storm assay results are addressed as a subsequent event below).

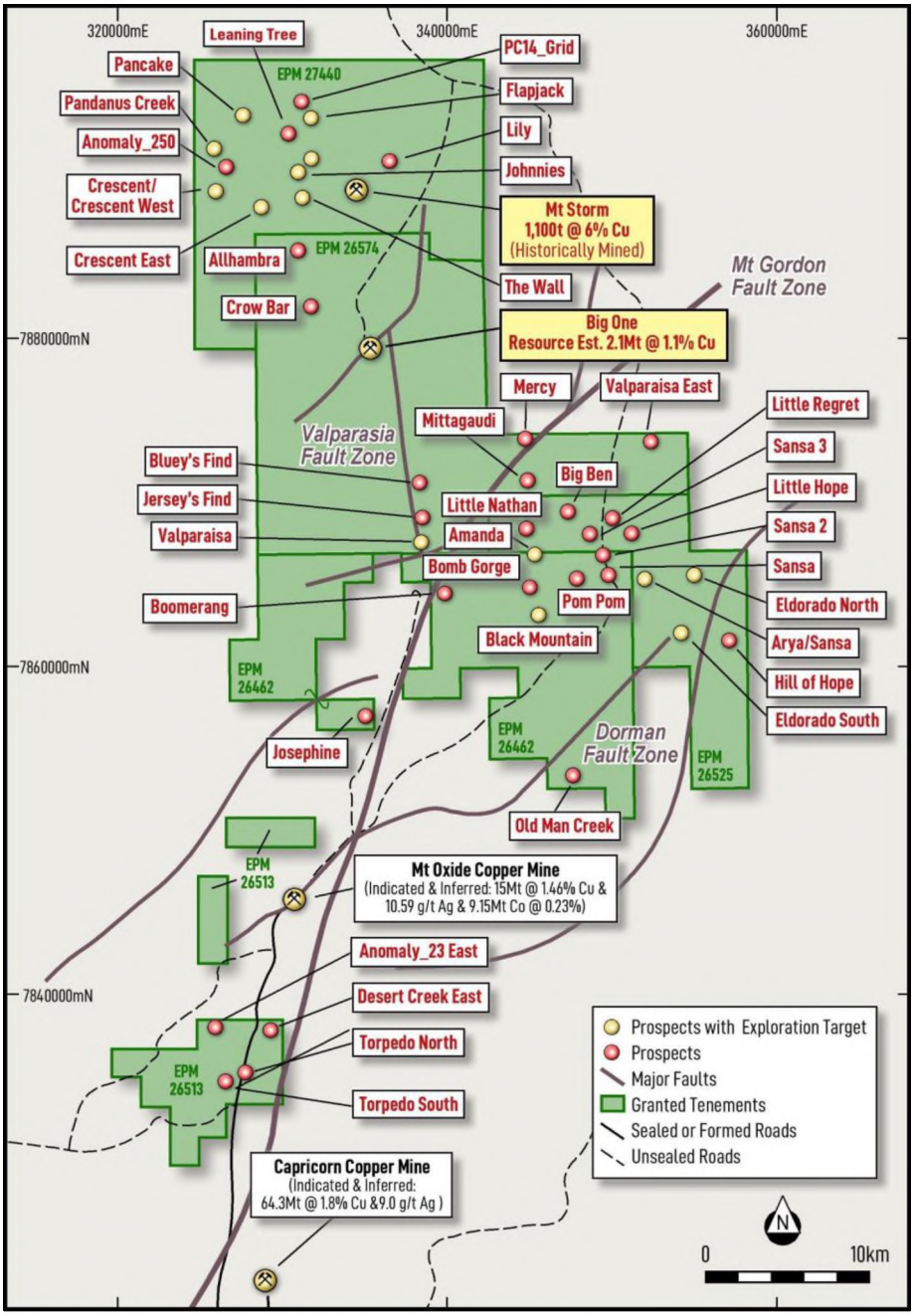

NWQ tenement package showing the Big One and Mt Storm prospects among more than 20 identified targets across NFM's granted tenure (source: NFM)

Footprint Expansion

During the June 2026 quarter, NFM lodged new exploration permit applications covering approximately 585km (178 sub-blocks) to expand its landholding across the Mt Isa Inlier, reinforcing the Company's position within a district that includes majors such as BHP, Anglo American and Glencore.

HARTS RANGE PROJECT, NORTHERN TERRITORY

Maiden Drilling Campaign

NFM finalised and mobilised its maiden reverse circulation (RC) drilling campaign at Harts Range. The ~2,500m

program, comprising up to 46 holes, was designed to test the depth extension of surface-defined dysprosium- and terbium-rich heavy rare earth mineralisation across the Cusp, Bobs, Bank, Kings Cross and associated prospects. Drilling was substantially complete by mid-December 2025, with all samples dispatched to ALS Adelaide for assay.

Drilling Results and Target Review

Assay results from the first six of the 46 priority targets tested did not return the grades of heavy rare earth mineralisation anticipated from surface sampling, although tungsten mineralisation was confirmed at the Bank and Cusp prospects. The Company noted encouraging geochemical indicators — including low potassium-rubidium ratios and elevated yttrium — consistent with a highly evolved pegmatite system, and has since been reviewing and re-prioritising the remaining 40 targets to refine its understanding of the mineralised system.

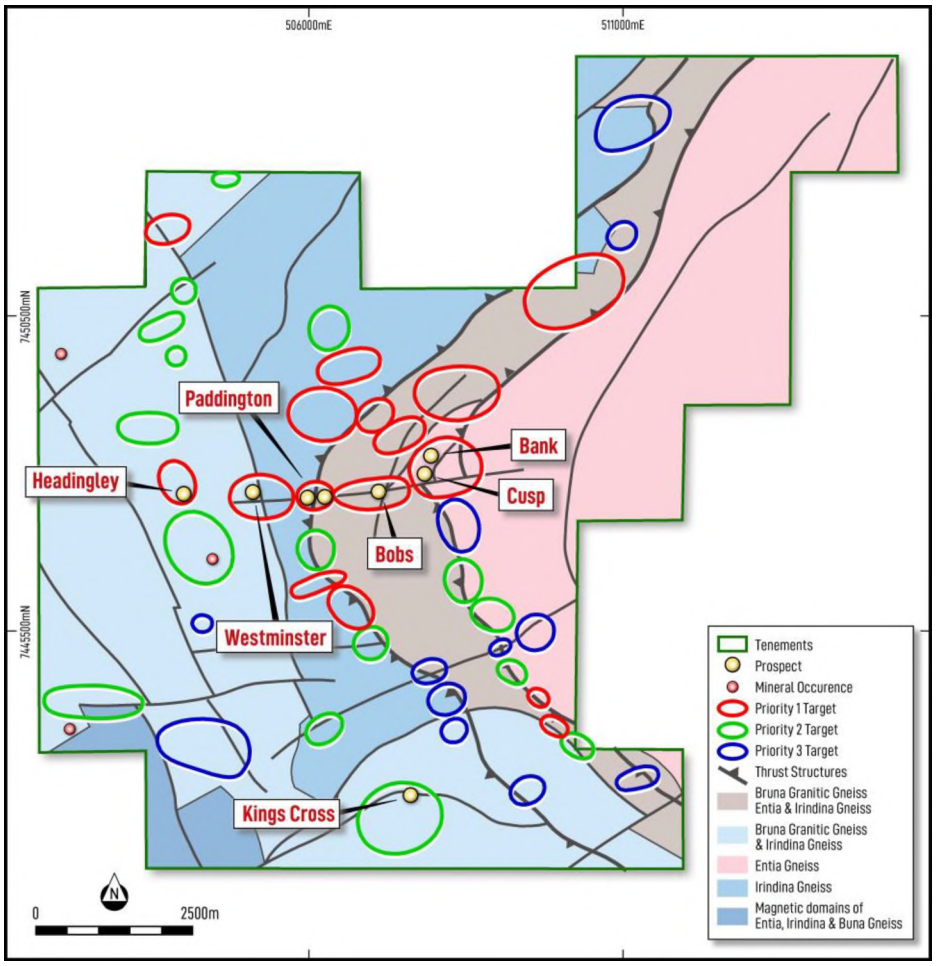

Harts Range priority target map showing Priority 1-3 targets across the Cusp, Bobs, Bank, Kings Cross, Paddington, Westminster and Headingley prospects (source: NFM)

Beneficiation Breakthrough with Metallium

In parallel, NFM progressed a commercial framework with Metallium Ltd (ASX: MTM), whose proprietary Flash Joule Heating (FJH) technology was demonstrated on Harts Range raw ore (rather than scraps or tailings), achieving an approximate 20-times upgrade in total rare earth oxide (TREO) content to 35%, with substantial enrichment of dysprosium and terbium. Management considers this a meaningful step toward a potential commercialisation and offtake pathway with North American and allied magnet and defence supply chains.

District-Scale Validation and Accelerated Exploration

Towards the end of the financial year, NFM's geological field team returned to Harts Range to systematically progress the remaining ~40 priority targets, focused initially on the Kings Cross, Bank and Cusp prospects. The Company's long-held view of the district's prospectivity was independently reinforced by BHP Xplor-backed research released by Litchfield Minerals, which reframed the broader Harts Range district as a district-scale Copper-Nickel-PGE mineral system — supporting NFM's strategic landholding position across an emerging, multi-commodity mineral province.

POMME RARE EARTH ELEMENTS PROJECT, QUEBEC, CANADA

North American Expansion

On 12 February 2026, NFM announced a binding option and staged earn-in agreement to acquire up to 90% of the Pomme REE Project from Metallium Ltd, located approximately 310 miles (500km) northwest of Montreal, Quebec, and comprising 43 mineral claims covering approximately nine square miles (2,400ha). The transaction — requiring capital-efficient upfront consideration of $100,000 cash plus $200,000 in NFM shares, with staged milestone payments toward majority ownership — gives NFM its first exposure to the North American critical minerals supply chain, complementing its Australian heavy rare earth portfolio.

Pomme is a large, carbonatite-hosted rare earth and niobium system located 7km from the world-class Montviel Deposit, with prior drilling by Metallium (13 holes, ~5,718m) intersecting mineralisation in every hole, including standout intervals of 398m @ 0.54% TREO and 513m @ 0.33% TREO, within a system remaining open at depth and largely untested around its higher-grade ring structure. Metallium is acting as processing and technology partner.

On 9 June 2026, NFM announced the commencement of characterisation and metallurgical test work at Pomme, with core samples from Metallium's historical drilling collected and dispatched for beneficiation studies, targeting an upgraded REE concentrate ahead of further evaluation of the project's downstream potential.

Corporate Activity

Capital Raising — $2.25 Million Placement

During the year, the Company successfully completed a $2.25 million placement to sophisticated and institutional investors at an issue price of $0.021 per share, through the issue of 107,142,857 new fully paid ordinary shares. Bell Potter acted as Lead Manager to the placement. The placement was supported by both new and existing shareholders, reflecting growing investor confidence in the Company's critical minerals strategy and the Harts Range Project specifically.

The proceeds were applied primarily to advance the inaugural drilling campaign at the Harts Range Project and to continue progressing the production pathway at the Big One Deposit, including the Austral Resources MOU and MLA application.

Significant Changes in the State of Affairs

There were no significant changes in the state of affairs of the Group during the year, other than as outlined elsewhere in this report.

Significant Events after the Balance Date

On 17 September 2026, the dormant subsidiary companies, Zed Copper Pty Ltd and Castillo Exploration Pty Ltd were deregistered with the Australian Securities and Investments Commission.
Other than as stated above, there were no known material significant events from the end of the financial year to the date of this report that have significantly affected, or may significantly affect the operations of the Group, the results of those operations, or the state of affairs of the Group in future financial periods.

Likely Developments and Expected Results of Operations

The Group remains focused on progressing its three (3) pillared strategy which includes continued exploration efforts at NWQ Copper Project in Queensland, Harts Range project in Northern Territory and Pomme Project in Canada.

Environmental Regulation and Performance

The operations of the Group are presently subject to environmental regulation under the laws of the Commonwealth of Australia and the States of Queensland and Northern Territory, and Canada. The Group is, to the best of its knowledge, at all times in full environmental compliance with the conditions of its licenses.

Share Options

As at the date of this report, there were 87,071,430 unissued ordinary shares under unlisted options. The details of the unlisted options at the date of this report are as follows:

Number	Exercise Price	Expiry Date
20,000,000	$0.0165	10 June 2028
3,500,000	£0.0068	7 August 2030
10,000,000	$0.0315	3 December 2028
53,571,430	$0.0400	31 January 2028

Performance Shares

As at the date of this report, there were 17,500,000 performance share and details of the performance shares are as follows:

Number	Grant date	Expiry date
8,750,000	28 November 2025	30 November 2030
8,750,000	28 November 2025	30 November 2030

Refer to Note 13 for further information.

Indemnification and Insurance of Directors and Officers

The Group has made an agreement indemnifying all the Directors and Officers of the Group against all losses or liabilities incurred by each Director or Officer in their capacity as Directors or Officers of the Group to the extent permitted by the Corporation Act 2001. The indemnification specifically excludes wilful acts of negligence. The Group paid insurance premiums in respect of Directors' and Officers' Liability Insurance contracts for current officers of the Group. The liabilities insured are damages and legal costs that may be incurred in defending civil or criminal proceedings that may be brought against the Officers in their capacity as Officers of entities in the Group. The total amount of insurance premiums paid has not been disclosed due to confidentiality reasons.

Proceedings on Behalf of the Group

No person has applied for leave of the court to bring proceedings on behalf of the Group or intervene in any proceedings to which the Group is a party for the purpose of taking responsibility on behalf of the Group for all or any part of those proceedings. The Group was not a party to any such proceedings during the year.

Indemnity and Insurance of Auditor

The Company has not, during or since the end of the financial year, indemnified or agreed to indemnify the auditor of the company or any related entity against a liability incurred by the auditor.

Corporate Governance

In recognising the need for the highest standards of corporate behaviour and accountability, the Directors of New Frontier Minerals Limited support and have adhered to the principles of sound corporate governance. The Board recognises the recommendations of the Australian Securities Exchange Corporate Governance Council and considers that New Frontier Minerals is in compliance with those guidelines to the extent possible, which are of importance to the commercial operation of a junior listed resources company. During the financial year, shareholders continued to receive the benefit of an efficient and cost effective corporate governance policy for the Group. The Group's Corporate Governance Statement and disclosures can be found at https://newfrontierminerals.com/about/corporate-governance/.

Auditor's Independence Declaration

Section 307C of the Corporations Act 2001 requires our auditors, HLB Mann Judd, to provide the directors of the Company with an Independence Declaration in relation to the audit of the financial report. This Independence Declaration is set out on page 21 and forms part of this directors' report for the year ended 30 June 2026.

There were no non-audit services provided by the Group's auditor during the year ended 30 June 2026.

This report is signed in accordance with a resolution of the Board of Directors.



Gerrard (Ged) Hall
Non-Executive Chairman
29th September 2026

COMPETENT PERSON STATEMENT

The information in this report that relates to Exploration Results, Exploration Targets and Mineral Resources for the Harts Range Project contained in this announcement is based on a fair and accurate representation of the publicly available information at the time of compiling this report and is based on information and supporting documentation compiled by Mark Biggs. Mr Biggs is a director of ROM Resources, a company which is a shareholder of New Frontier Minerals Ltd. ROM Resources provides ad hoc geological consultancy services to New Frontier Minerals Ltd. Mr Biggs is a member of the Australian Institute of Mining and Metallurgy (member #107188) and has sufficient experience of relevance to the styles of mineralisation and types of deposits under consideration, and to the activities undertaken, to qualify as a Competent Person as defined in the 2012 Edition of the Joint Ore Reserves Committee (JORC) Australasian Code for Reporting of Exploration Results, and Mineral Resources. Mr Biggs holds an AusIMM Online Course Certificate in 2012 JORC Code Reporting. Mr Biggs also consents to the inclusion in this report of the matters based on information in the form and context in which it appears.

ASX Listing Rule 5.23.2

New Frontier Minerals Ltd confirms that it is not aware of any new information or data that materially affects the information included in this report and that all material assumptions and technical parameters underpinning the estimates in this report continue to apply and have not materially changed.

HLB MANN JUDD
ADVISORY AND ACCOUNTING

AUDITOR'S INDEPENDENCE DECLARATION

As lead auditor for the audit of the consolidated financial report of New Frontier Minerals Limited for the year ended 30 June 2026, I declare that to the best of my knowledge and belief, there have been no contraventions of:

a) the auditor independence requirements of the *Corporations Act 2001* in relation to the audit; and

b) any applicable code of professional conduct in relation to the audit.



Perth, Western Australia
29 September 2026

L Di Giallonardo
Partner

hlb.com.au

HLB Mann Judd ABN 22 193 232 714
A Western Australian Partnership
Level 4, 130 Stirling Street, Perth WA 6000 / PO Box 8124 Perth BC WA 6849
T: +61 (0)8 9227 7500 **E:** mailbox@hlbwa.com.au
Liability limited by a scheme approved under Professional Standards Legislation.

HLB Mann Judd is a member of HLB International, the global advisory and accounting network.

Consolidated Statement of Profit or Loss and Other Comprehensive Income

for the year ended 30 June 2026

	Note	30 June 2026 $	30 June 2025 $
Continuing Operations			
Interest income		15,435	22,969
Other income	3	89,748	144,204
Revenue		**105,183**	**167,173**
Listing and public company expenses		(298,504)	(210,012)
Marketing and investor relations		(186,586)	(295,642)
Consulting and directors' fees		(584,284)	(566,882)
Depreciation		(14,920)	(1,703)
Impairment of exploration expenditure	10	(121)	(640,437)
Fair value adjustment on assets held at fair value through profit or loss	6	(238,000)	(296,887)
Share-based payments	13	(187,204)	(18,471)
Other expenses	3	(313,281)	(362,322)
(Loss) before tax from continuing operations		**(1,717,717)**	**(2,225,183)**
Income tax expense	4	-	-
(Loss) after tax from continuing operations		**(1,717,717)**	**(2,225,183)**
Discontinued Operations			
(Loss) from discontinued operations	14	-	(233,026)
(Loss) after tax for the year		**(1,717,717)**	**(2,458,209)**
Other comprehensive income			
Items that may be reclassified subsequently to profit or loss			
Exchange differences on translation of foreign operations		316	3,130
Total comprehensive (loss) for the year		**(1,717,401)**	**(2,455,079)**
(Loss) per share from continuing operations	16		
Basic (cents per share)		(0.10)	(0.16)
Diluted (cents per share)		(0.10)	(0.16)
(Loss) per share from discontinued operations	16		
Basic (cents per share)		(0.00)	(0.02)
Diluted (cents per share)		(0.00)	(0.02)

The accompanying notes form part of these financial statements.

Consolidated Statement of Financial Position
as at 30 June 2026

	Note	30 June 2026 $	30 June 2025 $
Assets			
Current Assets			
Cash and cash equivalents	5	1,234,984	1,847,191
Financial assets at fair value through profit or loss	6	244,000	595,322
Other assets	7	69,717	86,215
Total Current Assets		**1,548,701**	**2,528,728**
Non-Current Assets			
Property, plant and equipment	8	2,753	5,181
Other receivables	7	125,266	53,861
Right of use asset	9	37,475	-
Deferred exploration and evaluation expenditure	10	10,361,310	8,728,609
Total Non-Current Assets		**10,526,804**	**8,787,651**
Total Assets		**12,075,505**	**11,316,379**
Current Liabilities			
Trade and other payables	11	87,395	164,448
Lease liability	12	14,172	-
Total Current Liabilities		**101,567**	**164,448**
Non-current Liabilities			
Lease liabilities	12	18,887	-
Total Non-Current Liabilities		**18,887**	**-**
Total Liabilities		**120,454**	**164,448**
Net Assets		**11,955,051**	**11,151,931**
Equity			
Issued capital	13	41,172,298	38,821,620
Reserves	15	4,395,390	4,225,231
Accumulated losses		(33,612,637)	(31,894,920)
Total Equity		**11,955,051**	**11,151,931**

The accompanying notes form part of these financial statements.

Consolidated Statement of Changes in Equity
for the year ended 30 June 2026

	Issued Capital $	Share-Based Payment Reserve	Foreign Currency Translation Reserve	Accumulated Losses $	Total $
Balance as at 1 July 2025	**38,821,620**	**4,370,174**	**(144,943)**	**(31,894,920)**	**11,151,931**
Loss for the year	-	-		(1,717,717)	(1,717,717)
Other comprehensive income	-	-	316	-	316
Total comprehensive loss for the year	**-**	**-**	**316**	**(1,717,717)**	**(1,717,401)**
Shares issued to sophisticated investors	2,250,000	-	-	-	2,250,000
Share issued on conversion of performance rights	162,772	(162,772)	-	-	-
Share issue costs	(282,094)	109,867	-	-	(172,227)
Share based payments	220,000	222,748	-	-	442,748
Balance at 30 June 2026	**41,172,298**	**4,540,017**	**(144,627)**	**(33,612,637)**	**11,955,051**

	Issued Capital $	Share-Based Payment Reserve	Foreign Currency Translation Reserve	Accumulated Losses $	Total $
Balance as at 1 July 2024	**35,964,396**	**4,230,962**	**(148,073)**	**(29,436,711)**	**10,610,574**
Loss for the year	-	-	-	(2,458,209)	(2,458,209)
Other comprehensive income	-	-	3,130	-	3,130
Total comprehensive loss for the year	**-**	**-**	**3,130**	**(2,458,209)**	**(2,455,079)**
Shares issued to sophisticated investors	2,898,750	-	-	-	2,898,750
Shares issued to advisor	78,570	-	-	-	78,570
Share issue costs	(216,096)	120,741	-	-	(95,355)
Shares based payments	96,000	18,471	-	-	114,471
Balance at 30 June 2025	**38,821,620**	**4,370,174**	**(144,943)**	**(31,894,920)**	**11,151,931**

The accompanying notes form part of these financial statements.

Consolidated Statement of Cash Flows
for the year ended 30 June 2026

	Note	30 June 2026 $	30 June 2025 $
Cash flows from operating activities			
Payments to suppliers and employees		(1,413,821)	(1,347,125)
Interest received		15,435	26,369
Other income		53,636	-
Net cash (outflow) from operating activities	5	**(1,344,750)**	**(1,320,756)**
Cash flows from investing activities			
Acquisition of plant and equipment		-	(6,884)
Proceeds from the sale of financial assets at fair value through profit or loss	6	149,434	652,757
Payment/Receipts for tenements bonds		(71,405)	440,600
R&D tax incentive refund received		-	203,761
Cash paid for acquisition of Pomme Project		(52,000)	-
Cash paid for acquisition of Harts Range		-	(125,000)
Payments for exploration and evaluation expenditure		(1,350,894)	(623,375)
Net cash (outflow)/inflow from investing activities		**(1,324,865)**	**541,859**
Cash flows from financing activities			
Issued capital		2,250,000	1,589,250
Share issue costs		(172,227)	(95,355)
Repayment of lease liabilities		(18,708)	-
Net cash inflow from financing activities		**2,059,065**	**1,493,895**
Net (decrease)/increase in cash and cash equivalents		(610,550)	714,998
Cash and cash equivalents at 1 July		1,847,191	1,118,294
Effect of exchange rate fluctuations on cash held		(1,657)	13,899
Cash and cash equivalents at 30 June		**1,234,984**	**1,847,191**

The accompanying notes form part of these financial statements.

Notes to the Consolidated Financial Statements
for the year ended 30 June 2026

NOTE 1: STATEMENT OF MATERIAL ACCOUNTING POLICIES

(a) Corporate Information

This general purpose financial report of New Frontier Minerals Limited and its subsidiaries ("the Group") for the year ended 30 June 2026 was authorised for issue in accordance with a resolution of the directors on 29th September 2026.

New Frontier Minerals Limited is a company limited by shares incorporated in Australia whose shares are publicly traded on the Australian Securities Exchange and the London Stock Exchange. The nature of the operations and principal activities of the Group are described in the Directors' Report.

(b) Basis of Preparation

The financial report is a general-purpose financial report, which has been prepared in accordance with Australian Accounting Standards, Australian Accounting Interpretations, other authoritative pronouncements of the Australian Accounting Standards Board and the Corporations Act 2001. The Group is a for profit entity for financial reporting purposes under Australian Accounting Standards.

The financial report has been prepared on an accrual basis and is based on historical costs. Material accounting policies adopted in preparation of this financial report are presented below and have been consistently applied unless otherwise stated.

The presentation currency is Australian dollars.

(c) Adoption of new and revised standards

Standards and Interpretations applicable 30 June 2026

In the year ended 30 June 2026, the Directors have reviewed all of the new and revised Standards and Interpretations issued by the AASB that are relevant to the Company and effective for the current annual reporting period. As a result of this review, the Directors have determined that there is no material impact of the new and revised Standards and Interpretations on the Group and therefore, no material change is necessary to Group accounting policies.

Standards and interpretations issued, but not yet effective

The Directors have also reviewed all Standards and Interpretations issued, but not yet effective for the period 30 June 2026. As a result of this review the Directors have determined that there is no material impact of the Standards and Interpretations issued but not yet effective on the Company.

NOTE 1: STATEMENT OF MATERIAL ACCOUNTING POLICIES (CONTINUED)

(d) Going concern

This report has been prepared on the going concern basis, which contemplates the continuity of normal business activity and the realisation of assets and settlement of liabilities in the normal course of business.

The Group incurred a net loss for the year ended 30 June 2026 of $1,717,717 (2025 $2,458,209) and net cash outflows from operating activities of $1,344,750 (2025 $1,320,756) net cash outflows from investing activities of $1,324,865 (2025 inflow of $541,859) and net cash inflows from financing activities of $2,059,065 (2025 $1,493,895). At 30 June 2026, the Group had a net asset position of $11,955,051 (2025 11,151,931). The cash and cash equivalents balance at 30 June 2026 was $1,234,984 (2025 $1,847,191).

Notwithstanding these results, the Directors believe that the Group will be able to continue as a going concern and as a result the financial statements have been prepared on a going concern basis. The financial report has been prepared on the assumption that the Group is a going concern for the following reasons:

- the ability of the Group to scale back parts of its operations and reduce costs if required;
- the Board is of the opinion that the Group has, or shall have access to, sufficient funds to meet the planned corporate activities and working capital requirements; and
- as the Group is an ASX-listed entity, the Group has the ability to raise additional funds, if required.

In the event that the Group is unable to achieve the actions noted above, there is a material uncertainty that may cast significant doubt as to the Group's ability to continue as a going concern, and it may be required to realise its assets at amounts different to those currently recognised, settle liabilities other than in the ordinary course of business and make provisions for other costs which may arise as a result of cessation or curtailment of normal business operations.

The directors have reviewed the Group's financial position and are of the opinion that the use of the going concern basis of accounting is appropriate.

(e) Basis of consolidation

The consolidated financial statements comprise the financial statements of New Frontier Minerals Limited and its subsidiaries as at 30 June each year ('the Company').

Subsidiaries are all those entities (including special purpose entities) over which the Company has control. The Company controls an entity when the company is exposed to, or has rights to, variable returns from its involvement with the entity and has the ability to affect those returns through its power to direct the activities of the Group.

The financial statements of the subsidiaries are prepared for the same reporting period as the parent Company, using consistent accounting policies.

In preparing the consolidated financial statements, all intercompany balances and transactions, income and expenses and profit and losses resulting from intra-company transactions have been eliminated in full.

NOTE 1: STATEMENT OF MATERIAL ACCOUNTING POLICIES (CONTINUED)

Subsidiaries are fully consolidated from the date on which control is obtained by the Company and cease to be consolidated from the date on which control is transferred out of the Company.

A change in the ownership interest of a subsidiary that does not result in a loss of control, is accounted for as an equity transaction.

(f) Foreign currency translation

(i) Functional and presentation currency

Items included in the financial statements of each of the Company's entities are measured using the currency of the primary economic environment in which the entity operates ('the functional currency'). The functional and presentation currency of New Frontier Minerals Limited is Australian dollars. The functional currency of the Chilean subsidiary is Chilean Peso. The functional currency of the Zambian subsidiaries is United States Dollars.

(ii) Transactions and balances

Foreign currency transactions are translated into the functional currency using the exchange rates prevailing at the dates of the transactions. Foreign exchange gains and losses resulting from the settlement of such transactions and from the translation at year-end exchange rates of monetary assets and liabilities denominated in foreign currencies are recognised in the statement of comprehensive income.

(iii) Group entities

The results and financial position of all the Company entities (none of which has the currency of a hyperinflationary economy) that have a functional currency different from the presentation currency are translated into the presentation currency as follows:

- assets and liabilities for each statement of financial position presented are translated at the closing rate at the date of that statement of financial position;
- income and expenses for each statement of comprehensive income are translated at average exchange rates (unless this is not a reasonable approximation of the rates prevailing on the transaction dates, in which case income and expenses are translated at the dates of the transactions); and
- all resulting exchange differences are recognised as a separate component of equity.

On consolidation, exchange differences arising from the translation of any net investment in foreign entities are taken to foreign currency translation reserve. When a foreign operation is sold or any borrowings forming part of the net investment are repaid, a proportionate share of such exchange differences are recognised in the statement of comprehensive income, as part of the gain or loss on sale where applicable.

NOTE 1: STATEMENT OF MATERIAL ACCOUNTING POLICIES (CONTINUED)

On consolidation, exchange differences arising from the translation of any net investment in foreign entities are taken to foreign currency translation reserve. When a foreign operation is sold or any borrowings forming part of the net investment are repaid, a proportionate share of such exchange differences are recognised in the statement of comprehensive income, as part of the gain or loss on sale where applicable.

(g) Impairment of non-financial assets

The Group assesses at each reporting date whether there is an indication that an asset may be impaired. If any such indication exists, or when annual impairment testing for an asset is required, the Group makes an estimate of the asset's recoverable amount. An asset's recoverable amount is the higher of its fair value less costs to sell and its value in use and is determined for an individual asset, unless the asset does not generate cash inflows that are largely independent of those from other assets of the Group. In such cases the asset is tested for impairment as part of the cash generating unit to which it belongs. When the carrying amount of an asset or cash-generating unit exceeds its recoverable amount, the asset or cash-generating unit is considered impaired and is written down to its recoverable amount.

In assessing value in use, the estimated future cash flows are discounted to their present value using a pre-tax discount rate that reflects current market assessments of the time value of money and the risks specific to the asset. Impairment losses relating to continuing operations are recognised in those expense categories consistent with the function of the impaired asset unless the asset is carried at revalued amount (in which case the impairment loss is treated as a revaluation decrease).

An assessment is also made at each reporting date as to whether there is any indication that previously recognised impairment losses may no longer exist or may have decreased. If such indication exists, the recoverable amount is estimated. A previously recognised impairment loss is reversed only if there has been a change in the estimates used to determine the asset's recoverable amount since the last impairment loss was recognised. If that is the case the carrying amount of the asset is increased to its recoverable amount. That increased amount cannot exceed the carrying amount that would have been determined, net of depreciation, had no impairment loss been recognised for the asset in prior years. Such reversal is recognised in profit or loss unless the asset is carried at revalued amount, in which case the reversal is treated as a revaluation increase.

After such a reversal the depreciation charge is adjusted in future periods to allocate the asset's revised carrying amount, less any residual value, on a systematic basis over its remaining useful life.

Exploration and evaluation expenditure incurred by or on behalf of the Group is accumulated separately for each area of interest. Such expenditure comprises net direct costs and an appropriate portion of related overhead expenditure but does not include general overheads or administrative expenditure not having a specific nexus with a particular area of interest.

Each area of interest is limited to a size related to a known or probable mineral resource capable of supporting a mining operation.

NOTE 1: STATEMENT OF MATERIAL ACCOUNTING POLICIES (CONTINUED)

(h) Exploration and evaluation expenditure

Exploration and evaluation expenditure incurred by or on behalf of the Group is accumulated separately for each area of interest. Such expenditure comprises net direct costs and an appropriate portion of related overhead expenditure but does not include general overheads or administrative expenditure not having a specific nexus with a particular area of interest.

Each area of interest is limited to a size related to a known or probable mineral resource capable of supporting a mining operation.

Exploration and evaluation expenditure for each area of interest is carried forward as an asset provided that one of the following conditions is met:

- such costs are expected to be recouped through successful development and exploitation of the area of interest or, alternatively, by its sale; or
- exploration and evaluation activities in the area of interest have not yet reached a stage which permits a reasonable assessment of the existence or otherwise of economically recoverable reserves, and active and significant operations in relation to the area are continuing.

Expenditure which fails to meet the conditions outlined above is impaired; furthermore, the Directors regularly review the carrying value of exploration and evaluation expenditure and make write downs if the values are not expected to be recoverable.

Identifiable exploration assets acquired are recognised as assets at their cost of acquisition, as determined by the requirements of AASB 6 Exploration for and evaluation of mineral resources. Exploration assets acquired are reassessed on a regular basis and these costs are carried forward provided that at least one of the conditions referred to in AASB 6 is met.

Exploration and evaluation expenditure incurred subsequent to acquisition in respect of an exploration asset acquired, is accounted for in accordance with the policy outlined above for exploration expenditure incurred by or on behalf of the entity.

Acquired exploration assets are not written down below acquisition cost until such time as the acquisition cost is not expected to be recovered.

When an area of interest is abandoned, any expenditure carried forward in respect of that area is written off.

Expenditure is not carried forward in respect of any area of interest/mineral resource unless the Group's rights of tenure to that area of interest are current.

(i) Trade and other receivables

Trade receivables, which generally have 30 – 90 day terms, are recognised and carried at original invoice amount less an allowance for any uncollectible amounts.

NOTE 1: STATEMENT OF MATERIAL ACCOUNTING POLICIES (CONTINUED)

Impairment of trade receivables is continually reviewed and those that are considered to be uncollectible are written off by reducing the carrying amount directly. An allowance account is used when there is objective evidence that the Group will not be able to collect all amounts due according to the original contractual terms. Furthermore, the Group applies the simplified approach permitted by AASB 9, which requires expected lifetime losses to be recognised from initial recognition of the receivables. Factors considered by the Group in making this determination include known significant financial difficulties of the debtor, review of financial information and significant delinquency in making contractual payments to the Group. The impairment allowance is set equal to the difference between the carrying amount of the receivable and the present value of estimated future cash flows, discounted at the original effective interest rate. Where receivables are short-term, discounting is not applied in determining the allowance.

The amount of the impairment loss is recognised in the statement of comprehensive income within other expenses. When a trade receivable for which an impairment allowance had been recognised becomes uncollectible in a subsequent period, it is written off against the allowance account. Subsequent recoveries of amounts previously written off are credited against other expenses in the statement of comprehensive income.

(j) Investments and other financial assets

Investments and other financial assets are initially measured at fair value. Transaction costs are included as part of the initial measurement, except for financial assets at fair value through profit or loss. Such assets are subsequently measured at either amortised cost or fair value depending on their classification. Classification is determined based on both the business model within which such assets are held and the contractual cash flow characteristics of the financial asset unless an accounting mismatch is being avoided.

Financial assets are derecognised when the rights to receive cash flows have expired or have been transferred and the consolidated entity has transferred substantially all the risks and rewards of ownership. When there is no reasonable expectation of recovering part or all of a financial asset, its carrying value is written off.

Financial assets at fair value through profit or loss

Financial assets not measured at amortised cost or at fair value through other comprehensive income are classified as financial assets at fair value through profit or loss. Typically, such financial assets will be either: (i) held for trading, where they are acquired for the purpose of selling in the short-term with an intention of making a profit, or a derivative; or (ii) designated as such upon initial recognition where permitted. Fair value movements are recognised in profit or loss.

Financial assets at fair value through other comprehensive income

Financial assets at fair value through other comprehensive income include equity investments which the consolidated entity intends to hold for the foreseeable future and has irrevocably elected to classify them as such upon initial recognition.

NOTE 1: STATEMENT OF MATERIAL ACCOUNTING POLICIES (CONTINUED)

Impairment of financial assets

The consolidated entity recognises a loss allowance for expected credit losses on financial assets which are either measured at amortised cost or fair value through other comprehensive income. The measurement of the loss allowance depends upon the consolidated entity's assessment at the end of each reporting period as to whether the financial instrument's credit risk has increased significantly since initial recognition, based on reasonable and supportable information that is available, without undue cost or effort to obtain.

Where there has not been a significant increase in exposure to credit risk since initial recognition, a 12-month expected credit loss allowance is estimated. This represents a portion of the asset's lifetime expected credit losses that is attributable to a default event that is possible within the next 12 months. Where a financial asset has become credit impaired or where it is determined that credit risk has increased significantly, the loss allowance is based on the asset's lifetime expected credit losses. The amount of expected credit loss recognised is measured on the basis of the probability weighted present value of anticipated cash shortfalls over the life of the instrument discounted at the original effective interest rate.

For financial assets mandatorily measured at fair value through other comprehensive income, the loss allowance is recognised in other comprehensive income with a corresponding expense through profit or loss. In all other cases, the loss allowance reduces the asset's carrying value with a corresponding expense through profit or loss.

(k) Provisions

Provisions are recognised when the Group has a present obligation (legal or constructive) as a result of a past event, it is probable that an outflow of resources embodying economic benefits will be required to settle the obligation and a reliable estimate can be made of the amount of the obligation.

Where the Group expects some or all of a provision to be reimbursed, for example under an insurance contract, the reimbursement is recognised as a separate asset but only when the reimbursement is virtually certain. The expense relating to any provision is presented in the statement of comprehensive income net of any reimbursement.

Provisions are measured at the present value or management's best estimate of the expenditure required to settle the present obligation at the end of the reporting period.

If the effect of the time value of money is material, provisions are determined by discounting the expected future cash flows at a pre-tax rate that reflects current market assessments of the time value of money, and where appropriate, the risks specific to the liability.

Where discounting is used, the increase in the provision due to the passage of time is recognised as a finance cost.

NOTE 1: STATEMENT OF MATERIAL ACCOUNTING POLICIES (CONTINUED)

(l) Critical accounting estimates and judgements

Estimates and judgements are continually evaluated and are based on historical experience and other factors, including expectations of future events that may have a financial impact on the entity and that are believed to be reasonable under the circumstances.

The Group makes estimates and assumptions concerning the future. The resulting accounting estimates will, by definition, seldom equal the related actual results. The estimates and assumptions that have a significant risk of causing a material adjustment to the carrying amounts of assets and liabilities within the next financial year are discussed below.

Capitalised exploration and evaluation expenditure

The future recoverability of capitalised exploration and evaluation expenditure is dependent on a number of factors, including whether the Group decides to exploit the related lease itself or, if not, whether it successfully recovers the related exploration and evaluation asset through sale.

Factors which could impact the future recoverability include the level of proved, probable and inferred mineral resources, future technological changes which could impact the cost of mining, future legal changes (including changes to environmental restoration obligations) and changes to commodity prices.

To the extent that capitalised exploration and evaluation expenditure is determined not to be recoverable in the future, this will reduce profits and net assets in the period in which this determination is made. In addition, exploration and evaluation expenditure is capitalised if activities in the area of interest have not yet reached a stage which permits a reasonable assessment of the existence or otherwise of economically recoverable reserves. To the extent that it is determined in the future that this capitalised expenditure should be written off, this will reduce profits and net assets in the period in which this determination is made.

Share-based payment transactions

The Group measures the cost of equity-settled transactions with employees by reference either the fair value of the equity instruments at the date at which they are granted. The fair value is determined by using a Black and Scholes model or trinomial model, using the assumptions detailed in note 13.

(m) Income tax

Deferred income tax is provided for on all temporary differences at balance date between the tax base of assets and liabilities and their carrying amounts for financial reporting purposes. No deferred income tax will be recognised from the initial recognition of goodwill or of an asset or liability, excluding a business combination, where there is no effect on accounting or taxable profit or loss. No deferred income tax will be recognised in respect of temporary differences associated with investments in subsidiaries if the timing of the reversal of the temporary difference can be controlled and it is probable that the temporary differences will not reverse in the near future.

NOTE 1: STATEMENT OF MATERIAL ACCOUNTING POLICIES (CONTINUED)

Deferred tax is calculated at the tax rates that are expected to apply to the period when the asset is realised or liability is settled. Deferred tax is credited in the statement of comprehensive income except where it relates to items that may be credited directly to equity, in which case the deferred tax is adjusted directly against equity. Deferred income tax assets are recognised for all deductible temporary differences, carry forward of unused tax assets and unused tax losses to the extent that it is probable that future tax profits will be available against which deductible temporary differences can be utilised.

The amount of benefits brought to account or which may be realised in the future is based on tax rates (and tax laws) that have been enacted or substantially enacted at the balance date and the anticipation that the Group will derive sufficient future assessable income to enable the benefit to be realised and comply with the conditions of deductibility imposed by the law. The carrying amount of deferred tax assets is reviewed at each balance date and only recognised to the extent that sufficient future assessable income is expected to be obtained. Income taxes relating to items recognised directly in equity are recognised in equity and not in the statement of comprehensive income.

(n) Trade and other payables

Liabilities for trade creditors and other amounts are measured at amortised cost, which is the fair value of the consideration to be paid in the future for goods and services received that are unpaid, whether or not billed to the Group.

(o) Share-based payment transactions

The Group provides benefits to individuals acting as, and providing services similar to employees (including Directors) of the Group in the form of share based payment transactions, whereby individuals render services in exchange for shares or rights over shares ('equity settled transactions'). The cost of these equity settled transactions with employees is measured by reference to the fair value at the date at which they are granted. The fair value is determined by using the Black Scholes formula taking into account the terms and conditions upon which the instruments were granted, as discussed in note 13.

In valuing equity settled transactions, no account is taken of any performance conditions, other than conditions linked to the price of the shares of New Frontier Minerals Limited ('market conditions').

The cost of the equity settled transactions is recognised, together with a corresponding increase in equity, over the period in which the performance conditions are fulfilled, ending on the date on which the relevant employees become fully entitled to the award ('vesting date'). The cumulative expense recognised for equity settled transactions at each reporting date until vesting date reflects (i) the extent to which the vesting period has expired and (ii) the number of awards that, in the opinion of the Directors of the Group, will ultimately vest. This opinion is formed based on the best available information at balance date. No adjustment is made for the likelihood of the market performance conditions being met as the effect of these conditions is included in the determination of fair value at grant date. The statement of comprehensive income charge or credit for a period represents the movement in cumulative expense recognised at the beginning and end of the period.

NOTE 1: STATEMENT OF MATERIAL ACCOUNTING POLICIES (CONTINUED)

No expense is recognised for awards that do not ultimately vest, except for awards where vesting is conditional upon a market condition.

Where the terms of an equity settled award are modified, as a minimum, an expense is recognised as if the terms had not been modified. In addition, an expense is recognised for any increase in the value of the transaction as a result of the modification, as measured at the date of the modification.

Where an equity settled award is cancelled, it is treated as if it had vested on the date of the cancellation, and any expense not yet recognised for the award is recognised immediately. However, if a new award is substituted for the cancelled award, and designated as a replacement award on the date that it is granted, the cancelled and new award are treated as if they were a modification of the original award, as described in the previous paragraph. The cost of equity-settled transactions with non-employees is measured by reference to the fair value of goods and services received unless this cannot be measured reliably, in which case the cost is measured by reference to the fair value of the equity instruments granted. The dilutive effect, if any, of outstanding options is reflected in the computation of loss per share (see note 14).

(p) Comparative information

When required by Accounting Standards, comparative information has been reclassified to be consistent with the presentation in the current year.

(q) Operating segments

Operating segments are presented using the 'management approach', where the information presented is on the same basis as the internal reports provided to the Chief Operating Decision Makers ('CODM'). The CODM is responsible for the allocation of resources to operating segments and assessing their performance.

(r) Discontinued operations

A discontinued operation is a component of the consolidated entity that has been disposed of or is classified as held for sale and that represents a separate major line of business or geographical area of operations, is part of a single co-ordinated plan to dispose of such a line of business or area of operations, or is a subsidiary acquired exclusively with a view to resale. The results of discontinued operations are presented separately on the face of the statement of profit or loss and other comprehensive income.

(s) Fair value measurement

When an asset or liability, financial or non-financial, is measured at fair value for recognition or disclosure purposes, fair value is based on the price that would be received to sell an asset or paid to transfer a liability in an orderly transaction between market participants at the measurement date; and assumes that the transaction will take place either: in the principle market; or in the absence of a principal market, in the most advantageous market.

NOTE 1: STATEMENT OF MATERIAL ACCOUNTING POLICIES (CONTINUED)

Fair value is measured using the assumptions that market participants would use when pricing the asset or liability, assuming they act in their economic best interest. For non-financial assets, the fair value measurement is based on its highest and best use. Valuation techniques that are appropriate in the circumstances and for which sufficient data are available to measure fair value, are used, maximising the use of relevant observable inputs and minimising the use of unobservable inputs.

Assets and liabilities measured at fair value are classified, into three levels, using a fair value hierarchy that reflects the significance of the inputs used in making the measurements. Classifications are reviewed each reporting date and transfers between levels are determined based on a reassessment of the lowest level input that is significant to the fair value measurement.

For recurring and non-recurring fair value measurements, external valuers may be used when internal expertise is either not available or when the valuation is deemed to be significant. External valuers are selected based on market knowledge and reputation.

Where there is a significant change in fair value of an asset or liability from one period to another, an analysis is undertaken, which includes a verification of the major inputs applied in the latest valuation and a comparison, where applicable, with external sources of data.

(t) Parent entity financial information

The financial information for the parent entity, New Frontier Minerals Limited, disclosed in Note 20 has been prepared on the same basis as the consolidated financial statements, except as set out below.

Investments in subsidiaries, associates and joint venture entities

Investments in subsidiaries, associates and joint venture entities are accounted for at cost in the parent entity's financial statements. Dividends received from associates are recognised in the parent entity's profit or loss, rather than being deducted from the carrying amount of these investments.

NOTE 2: SEGMENT REPORTING

Management has determined the operating segments based on the reports reviewed by the Board of Directors that are used to make strategic decisions. During the 2026 financial year, the entity had three geographical segments being exploration in Northwest Queensland (NWQ), Northern Territory (Harts Range) and Canada (Pomme) (2025: five geographical segments). Revenue attributable to all segments is immaterial. Allocation of assets, liabilities, income and expenses to each segment is shown below:

June 2026	NWQ (QLD)	Pomme Canada	Harts Range (NT)	Zambia	Unallocated	Total
Segment assets and liabilities	$	$	$	$	$	$
Current assets	-	-	-	-	1,548,701	1,548,701
Non-current assets	6,978,807	267,034	3,240,735	-	40,228	10,526,804
Current liabilities	-	-	-	-	(101,567)	(101,567)
Non-current liabilities	-	-	-	-	(18,887)	(18,887)
Segment income and expenses						
Interest income	-	-	-	-	15,435	15,435
Other income	-	-	53,636	-	36,112	89,748
Impairment expense	-	-	-	(121)	-	(121)
Interest expense					(1,801)	(1,801)
Depreciation expense	-	-		-	(14,920)	(14,920)
Other expenses	-	-	-		(1,806,058)	(1,806,058)
Total	-	-	53,636	(121)	(1,771,232)	(1,717,717)

June 2025	NWQ (QLD)	Cangai (NSW) (discontinued)	Broken Hill (NSW) (discontinued)	Harts Range (NT)	Zambia	Unallocated	Total
Segment assets and liabilities	$	$	$	$	$	$	$
Current assets	-	-	-	-	-	2,528,728	2,528,728
Non-current assets	6,782,621	-	-	1,999,728	-	5,302	8,787,651
Current liabilities	-	-	-	-	-	(164,448)	(164,448)
Segment income and expenses							
Interest income	-	-	-	-	-	22,969	22,969
Other income	-	727,926	6,845	-	-	144,204	878,975
Impairment expense	-	-	(967,797)	-	(640,437)	-	(1,608,234)
Depreciation expense	-	-	-	(1,703)	-	-	(1,703)
Other expenses	-	-	-	-	(40,489)	(1,709,727)	(1,750,216)
Total	-	727,926	(960,952)	(1,703)	(680,926)	(1,542,554)	(2,458,209)

NOTE 3: OTHER INCOME AND EXPENSES

Included in other expenses are the following items:

	2026 $	2025 $
Other Income		
Government funding	53,636	-
Gain on sale of financial assets	36,112	144,204
Total Other Income	**89,748**	**144,204**
Other Expenses		
Accounting and audit expense	140,857	153,600
Administrative expenses	20,064	65,692
Insurance	65,229	74,253
Foreign exchange losses/(gains)	1,657	(13,897)
Legal fees	32,638	3,728
Lease interest	1,801	-
Travel and accommodation	50,136	74,753
Other	899	4,193
Total Other Expenses	**313,281**	**362,322**

NOTE 4: INCOME TAX

	2026 $	2025 $
(a) Income tax expense/(benefit)		
Major component of tax expense for the year:		
Current tax	-	-
Deferred tax	-	-
	-	-

	2026 $	2025 $
(b) Numerical reconciliation between aggregate tax expense recognised in the statement of comprehensive income and tax expense calculated per the statutory income tax rate		
A reconciliation between tax expense and the product of accounting result before income tax multiplied by the Group's applicable tax rate is as follows:		
Loss from continuing operations before income tax expense	(1,717,717)	(2,458,209)
Tax at the Australian rate of 25% (2025: 25%)	(429,429)	(614,552)
Non-allowable expenses	187	12,531
Income tax benefit not bought to account	429,242	602,021
Income tax expense	-	-

NOTE 4: INCOME TAX (CONTINUED)

(c) The following deferred tax balances have not been bought to account:	2026	2025
Assets	$	$
Total losses available to offset against future taxable income	7,521,352	7,034,357
Total accrued expenses	4,974	9,873
Total share issue costs deductible over five years	41,803	12,449
Liabilities		
Prepayments	(8,083)	(10,453)
Financial assets held at fair value through profit or loss	(59,500)	(74,222)
Deferred tax liability on capitalised exploration costs	(2,644,983)	(2,236,808)
Deferred tax assets not brought to account as realisation is not regarded as probable	(4,855,563)	(4,735,196)
Deferred tax asset recognised	-	-

	2026	2025
	$	$
(d) Unused tax losses		
Unused tax losses	30,085,408	28,137,429
Potential tax benefit not recognised at 25% (2025: 25%)	7,521,352	7,034,357

The benefit for tax losses will only be obtained if:

(i) the Group derives future assessable income in Australia of a nature and of an amount sufficient to enable the benefit from the deductions for the losses to be realised;
(ii) the Group continues to comply with the conditions for deductibility imposed by tax legislation in Australia; and
(iii) no changes in tax legislation in Australia, adversely affect the Group in realising the benefit from the deductions for the losses.

NOTE 5: CASH AND CASH EQUIVALENTS

(a) Reconciliation of operating loss after tax to net the cash flows used in operations	2026	2025
	$	$
Loss from ordinary activities after tax	(1,717,717)	(2,458,209)
Non-cash items		
Depreciation	14,920	1,703
Share-based payments	187,204	18,471
Expenses settled in shares	20,000	96,000
Loss on revaluation of financial assets held at fair value through profit or loss	238,000	296,887
Impairment expense	121	1,608,234
Lease interest	1,801	-
Foreign exchange loss/(gain)	1,657	(10,766)

NOTE 5: CASH AND CASH EQUIVALENTS (CONTINUED)

	2026	2025
	$	$
Profit & loss items classed as investing activities		
Consulting fees relating to exploration expenditure	5,931	-
(Profit)/Loss on the sale of non-current asset	-	(739,304)
(Profit)/Loss on the sale of shares	(36,112)	(144,204)
Changes in assets and liabilities		
(Decrease) / increase in trade and other payables	(77,053)	29,443
Decrease in prepayment	9,480	-
Decrease / (Increase) in other receivables	7,018	(19,011)
Net cash flow used in operating activities	**(1,344,750)**	**(1,320,756)**

(b) Reconciliation of cash

Cash balance comprises:		
Cash at bank	1,234,984	1,847,191
Total	**1,234,984**	**1,847,191**

Cash at bank earns interest at floating rates based on daily bank deposit rates.

Non-cash Investing and Financing Activities	2026 $	2025 $
Shares issued on acquisition of Audax Holdings Pty Ltd	-	(1,388,070)
Sale of Exploration Assets for Shares	-	1,024,418
Shares issued on acquisition of Pomme project (Refer to Note 25)	(200,000)	-
Options issued as consideration for corporate advisory and capital raising services	(145,212)	-
Total	**(345,212)**	**(363,652)**

NOTE 6: FINANCIAL ASSETS AT FAIR VALUE THROUGH PROFIT OR LOSS

CURRENT	2026 $	2025 $
Listed ordinary shares – designated at fair value through profit or loss	220,000	513,322
Unlisted options – designated at fair value through profit or loss	24,000	82,000
Total	**244,000**	**595,322**

RECONCILIATION

Reconciliation of the fair values at the beginning and end of the current and previous period are set out below:

	2026 $	2025 $
Opening fair value	595,322	376,344
Additions	-	1,024,418
Fair value adjustments	(238,000)	(296,887)
Disposals	(113,322)	(508,553)
Closing balance	**244,000**	**595,322**

NOTE 6: FINANCIAL ASSETS AT FAIR VALUE THROUGH PROFIT OR LOSS (CONTINUED)

Ordinary shares held at fair value through profit or loss are measured at fair value based on quoted prices (unadjusted) in active markets for identical assets that the entity can access at the measurement date (level 1 in the fair value hierarchy). Options held at fair value through profit or loss are measured at fair value based on the Black and Scholes valuation method using various inputs (level 2 in the fair value hierarchy).

NOTE 7: OTHER ASSETS

	2026 $	2025 $
Current		
GST/VAT receivable	37,384	44,402
Prepayments	32,333	41,813
	69,717	**86,215**
Non-Current		
Tenement guarantees	125,266	53,861
	125,266	**53,861**

NOTE 8: PROPERTY, PLANT AND EQUIPMENT

	2026 $	2025 $
Plant and equipment – at cost	6,884	6,884
Less: Accumulated depreciation	(4,131)	(1,703)
Closing balance	**2,753**	**5,181**

NOTE 9: RIGHT OF USE ASSET

	2026 $	2025 $
Right of Use	49,967	-
Less: Accumulated depreciation	(12,492)	-
Closing balance	**37,475**	**-**

In October 2025, the Company entered into a sub lease agreement for its head office premises at Suite 5, 420 Bagot Road, Subiaco, for an initial term of two years, with an option to renew for a further two years. Refer to Note 12 for details of the related lease liability.

NOTE 10: DEFERRED EXPLORATION AND EVALUATION EXPENDITURE

Exploration and evaluation phase:	2026 $	2025 $
Opening balance	8,728,609	8,493,010
Exploration and evaluation expenditure during the period	1,382,822	605,763
Exploration and evaluation expenditure on acquisition of Audax Holdings Pty Ltd	-	1,513,070
Exploration and evaluation expenditure on acquisition of Pomme Canada (refer to note 25)	250,000	-
Impairment[1]	(121)	(1,608,234)
Sale of exploration assets	-	(275,000)
Closing balance	**10,361,310**	**8,728,609**

The ultimate recoupment of costs carried forward as exploration and evaluation expenditure is dependent on the successful development and commercial exploitation or sale of the respective areas of interest.

[1] At the reporting date, the Group undertakes an assessment of the carrying amount of its exploration and evaluation assets. In the previous period, the Group identified indicators of impairment on exploration and evaluation assets under AASB 6 *Exploration and Evaluation of Mineral Resources*, in relation to the Broken Hill and Zambia Mkushi tenements.

NOTE 11: TRADE AND OTHER PAYABLES

	2026 $	2025 $
Current		
Trade and other payables	52,395	132,448
Accruals	35,000	32,000
	87,395	**164,448**

Trade and other payables are non-interest bearing and payable on demand. Due to their short-term nature, the carrying value of trade and other payables is assumed to approximate their fair value.

NOTE 12: LEASE LIABILITIES

	2026 $	2025 $
Current		
Lease Liability	14,172	-
Non-Current		
Lease Liability	18,887	-
	33,059	**-**

Refer to Note 9 for further details in relation to lease liability and the related right of use asset.

NOTE 12: LEASE LIABILITIES (CONTINUED)

	2026 $	2025 $
Movement in lease liabilities		
Opening balance	-	-
Initial recognition of sublease payable	71,816	
Interest expense	1,801	
Lease repayments	(18,708)	
Adjustment for sublease variation	(21,850)	
	33,059	**-**

NOTE 13: ISSUED CAPITAL

	2026 $	2025 $
Issued and paid-up capital		
Issued and fully paid	41,172,298	38,821,620

	2026 Number of shares	2026 $	2025 Number of shares	2025 $
Movements in issued capital				
Opening balance	1,605,212,625	38,821,620	1,299,505,355	35,964,396
Shares issued to sophisticated investors	107,142,857	2,250,000	144,477,270	1,589,250
Share issued on conversion of performance rights	14,000,000	162,772	-	-
Share issued to consultants (refer to Note 24)	1,000,000	20,000	7,000,000	96,000
Shares issued for acquisition of Harts Range tenements	-	-	154,230,000	1,388,070
Shares issued for acquisition of Pomme Project (refer to Note 25)	10,940,919	200,000	-	-
Transaction costs on share issued[1]	-	(282,094)	-	(216,096)
Closing balance	1,738,296,401	41,172,298	1,605,212,625	38,821,620

[1]Transaction costs for the 2026 financial year includes $109,867 relating to options issued to brokers.

Ordinary Shares

The Group does not have authorised capital nor par value in respect of its issued capital. Ordinary shares have the right to receive dividends as declared and, in the event of a winding up of the Company, to participate in the proceeds from sale of all surplus assets in proportion to the number of and amounts paid up on shares held. Ordinary shares entitle their holder to one vote, either in person or proxy, at a meeting of the Company.

NOTE 13: ISSUED CAPITAL (CONTINUED)

Share Options

At 30 June 2026, there were 87,071,430 (30 June 2025: 20,000,000) unlisted options and no (30 June 2025: Nil) listed options.

The following share-based payment arrangements were in place during the period:

Series	Number	Grant date	Expiry date	Exercise price	Fair value at grant date	Vesting date	Listed/ Unlisted
1	20,000,000	16 June 2025	10 June 2028	$0.0165	$0.006	16 June 2025	Unlisted
2	3,500,000	8 August 2025	7 August 2030	£0.0068	$0.0101	8 August 2025	Unlisted
3	10,000,000	25 November 2025	3 December 2028	$0.0315	$0.0110	25 November 2025	Unlisted

Series 1 options were issued as consideration for capital raising services in the previous year and the total value was applied against capital raised in that year.

Series 2 options were issued as consideration for corporate advisory services and Series 3 options were issued to Bell Potter as consideration for capital raising services. These options have been valued using the Black and Scholes option pricing model with inputs to the model based on the above terms as well as the following:

Series	1	2	3
Expected volatility (%)	100	100	100
Risk-free interest rate (%)	3.475	3.569	3.936
Grant date share price	$0.011	£0.0065	$0.0200
Expected life of option (Years)	3	5	3

The Series 2 value of $35,544 has been expensed in the current year and is included as consulting fees.

The Series 3 value of $109,867 has been applied against capital raised as transaction costs in the current year.

No options were exercised or expired during the period.

Performance Rights

At 30 June 2026 there were 17,500,000 (30 June 2025: 14,000,000) unlisted performance rights on issue. The following share-based payments for performance rights were in place during the period:

Series	Number	Grant date	Expiry date	Exercise price	Fair value at grant date
1	8,750,000	28 November 2025	30 November 2030	$nil	$0.0207
2	8,750,000	28 November 2025	30 November 2030	$nil	$0.0210

NOTE 13: ISSUED CAPITAL (CONTINUED)

The fair value of the above equity-settled performance rights granted was estimated as at the date of grant using the Trinomial calculation model taking into account the terms and conditions upon which they were granted, as follows:

	Series	
	1	2
Expected Volatility (%)	100	100
Risk-free interest rate (%)	4.05	4.05
Expected life of rights (years)	5	5
Grant date share price ($)	0.021	0.021
Performance Hurdle	Achieve and maintain a 20 days VWAP of $0.020 or more on or before the expiry date	Harts Range drill intersect of either: - 5m intersect ≥ 0.75%TREO, OR - 5m intersect ≥ 1%Nb2O5, OR - 5m intersect ≥ 1% Ta2O5

The expected volatility reflects the assumption that the historical volatility is indicative of future trends, which may also not necessarily be the actual outcome. No other features of rights granted were incorporated into the measurement of fair value. The total value of the rights is $364,875 and is being expensed over the term from grant date to expiry date. The expense for the year ended 30 June 2026 is $42,903.

There were 14,000,000 performance rights granted to the directors and company secretary in the previous financial year. These rights were valued at $162,722 and were being expensed over the period of the rights. The amount of $18,421 was expensed in the 2024 year. As the vesting condition was attained during the current year, the balance of $144,301 was expensed during the current year.

RECONCILIATIONS

	2026	**2025**
	$	**$**
Statement of Profit or Loss		
Share-based payments expense:		
Performance rights granted in 2024 year	144,301	18,471
Performance rights granted in 2025 year	42,903	-
	187,204	**18,471**
Share-Based Payment Reserve		
Share issue costs:		
Options issued for capital raising	109,867	120,741
Share-based payments:		
Performance rights granted in 2024 year	144,301	18,471
Performance rights granted in 2025 year	42,903	-
Series 2 options	35,544	-
	222,748	**18,471**

NOTE 14: DISCONTINUED OPERATIONS

In the comparative period, the company disposed of Cangai Copper Mine Project and Broken Hill East Project in NSW. The profit from discontinued operations represents the loss on sale of $233,026 and the results from operation for that period.

Financial Performance of Discontinued Operations:

	2026 $	2025 $
Cangai		
Consideration received – shares	-	760,000
Exploration expenditure as incurred	-	(32,074)
Cangai Profit/(Loss) for the year	-	727,926
Broken Hill		
Consideration received - shares	-	264,418
Carrying amount of net asset disposed	-	(275,000)
Exploration income/(expenditure) as incurred	-	17,427
Impairment of exploration expenditure	-	(967,797)
BHA Profit/(Loss) for the year	-	(960,952)
Profit/(Loss) for the year	**-**	**(233,026)**

NOTE 15: RESERVE

Share based payment reserve

The share-based payment reserve is used to record the value of equity benefits provided to Directors and executives as part of their remuneration and non-employees for their services.

Foreign currency translation reserve

The foreign exchange differences arising on translation of balances originally denominated in a foreign currency into the functional currency are taken to the foreign currency translation reserve. The reserve is recognised in profit or loss when the net investment is disposed of.

NOTE 16: LOSS PER SHARE

	June 2026 $	June 2025 $
Earnings per share for profit from continuing operations		
Loss used in calculating basic and dilutive EPS	(1,717,717)	(2,225,183)
Basic and diluted loss per share (cents per share)	(0.10)	(0.16)
Earnings per share for profit from discontinued operations		$
Loss used in calculating basic and dilutive EPS	-	(233,026)
Basic and diluted loss per share (cents per share)	-	(0.02)
	Number of Shares	
Weighted average number of ordinary shares used in calculating basic loss per share:	1,676,645,175	1,412,156,135

NOTE 16: LOSS PER SHARE (CONTINUED)

	June 2026 $	June 2025 $
Effect of dilution:		
Share options	-	-
Adjusted weighted average number of ordinary shares used in calculating diluted loss per share:	1,676,645,175	1,412,156,135

There have been no transactions involving ordinary shares or potential ordinary shares that would significantly change the number of ordinary shares or potential ordinary shares outstanding between the reporting date and the date of completion of these financial statements.

There are no potential ordinary shares on issue that are considered to be dilutive, therefore basic earnings per share also represents diluted earnings per share.

NOTE 17: AUDITOR'S REMUNERATION

The auditor of New Frontier Minerals Limited is HLB Mann Judd.

Amounts received or due and receivable for:

	2026 $	2025 $
Audit or review of the financial reports	57,882	53,005
	57,882	**53,005**

NOTE 18: RELATED PARTY DISCLOSURES

Key management personnel

Compensation of key management personnel	2026 $	2025 $
Short-term employee benefits	241,388	247,377
Post-employment benefits	8,901	-
Share-based payments	160,298	15,831
Total remuneration	**410,587**	**263,208**

a) Subsidiaries

The consolidated financial statements incorporate the assets, liabilities and results of New Frontier Minerals Limited and the following subsidiaries:

NOTE 18: RELATED PARTY DISCLOSURES (CONTINUED)

Name of Entity	Country of Incorporation	Equity Holding	
		2026	2025
Castillo Copper Chile SPA	Chile	100%	100%
Audax Holdings Pty Ltd	Australia	100%	100%
Castillo Exploration Pty Ltd	Australia	100%	100%
Qld Commodities Pty Ltd	Australia	100%	100%
Total Iron Pty Ltd	Australia	100%	100%
Total Minerals Pty Ltd	Australia	100%	100%
Atlantica Holdings (Bermuda)	Bermuda	75%	75%
Zed Copper Pty Ltd	Australia	100%	100%
Chalo Mining Group Limited *	Zambia	0%	100%

*During the year, Chalo Mining Group Limited was deregistered

New Frontier Minerals Limited is the ultimate Australian parent entity and ultimate parent of the Group. Balances and transactions between the Company and its subsidiaries, which are related parties of the Company, have been eliminated on consolidation and not disclosed in this note.

NOTE 19: FINANCIAL RISK MANAGEMENT

Exposure to liquidity, interest rate, price, credit, and foreign exchange risk arises in the normal course of the Group's business. The Group does not hold or use derivative financial instruments. The Group's principal financial instruments comprise mainly of deposits with banks. The totals for each category of financial instruments are as follows:

	2026 $	2025 $
Financial Assets		
Cash and cash equivalents	1,234,984	1,847,191
Financial assets at fair value through profit or loss	244,000	595,322
Other receivables (current and non-current)	162,651	98,263
	1,641,635	2,540,776
Financial Liabilities		
Trade and other payables	87,395	164,448
Lease liabilities	33,059	-
	120,454	164,448

The Group uses different methods as discussed below to manage risks that arise from these financial instruments. The objective is to support the delivery of the financial targets while protecting future financial security.

(a) Capital risk management

The Group's capital comprises share capital and reserves less accumulated losses. As at 30 June 2026, the Group has net assets of $11,955,051 (2025: $11,151,931). The Group manages its capital to ensure its ability to continue as a going concern and to optimise returns to its shareholders.

NOTE 19: FINANCIAL RISK MANAGEMENT (CONTINUED)

(b) Liquidity risk

Liquidity risk is the risk that the Group will encounter difficulty in meeting obligations associated with financial liabilities. The Group manages liquidity risk by maintaining sufficient cash facilities to meet the operating requirements of the business and investing excess funds in highly liquid short term investments. The responsibility for liquidity risk management rests with the Board of Directors.

Alternatives for sourcing future capital needs include the cash position and future equity raising alternatives. These alternatives are evaluated to determine the optimal mix of capital resources for our capital needs. The Board expects that, assuming no material adverse change in a combination of our sources of liquidity, present levels of liquidity will be adequate to meet expected capital needs.

Maturity analysis for financial liabilities

Financial liabilities of the Group comprise trade and other payables. As at 30 June 2026 any financial liabilities that are contractually maturing within 60 days have been disclosed as current. Trade and other payables that have a deferred payment date of greater than 12 months have been disclosed as non-current.

(c) Interest rate risk

Interest rate risk arises from the possibility that changes in interest rates will affect future cash flows or the fair value of financial instruments. The Group's exposure to changes to interest rate risk relates primarily to its earnings on cash.

	2026 $	2025 $
Cash and cash equivalents	1,234,984	1,847,191

Interest rate sensitivity

The following table demonstrates the sensitivity of the Group's statement of comprehensive income to a reasonably possible change in interest rates, with all other variables constant.

Change in basis points	Effect on post tax loss ($) Increase/(Decrease)		Effect on equity including retained earnings ($) Increase/(Decrease)	
	2026	2025	2026	2025
Increase 100 basis points	12,350	18,472	12,350	18,472
Decrease 100 basis points	(12,350)	(18,472)	(12,350)	(18,472)

A sensitivity of 100 basis points has been used as this is considered reasonable given the current level of both short term and long term Australian Dollar interest rates. This would represent two to four movements by the Reserve Bank of Australia.

NOTE 19: FINANCIAL RISK MANAGEMENT (CONTINUED)

(d) Price risk

The Group is exposed to price risk through its short-term holding of Australian shares (all listed on the ASX). The sensitivity analysis of the Group's exposure to price risk is as follows:

% change	Effect on post tax loss ($) Increase/(Decrease)		Effect on equity including retained earnings ($) Increase/(Decrease)	
	2026	**2025**	**2026**	**2025**
Increase 100%	244,000	595,322	244,000	595,322
Decrease 100%	(244,000)	(595,322)	(244,000)	(595,322)

(e) Fair value measurement

Other than financial assets held at fair value through the profit or loss (refer Note 6), there were no financial assets or liabilities at 30 June 2026 requiring fair value estimation and disclosure as they are either not carried at fair value or in the case for short term assets and liabilities, their carrying values approximate fair value.

(f) Credit risk exposures

Credit risk represents the risk that the counterparty to the financial instrument will fail to discharge an obligation and cause the Group to incur a financial loss. The Group's maximum credit exposure is the carrying amounts on the statement of financial position. The Group holds financial instruments with credit worthy third parties.

At 30 June 2026, the Group held cash at bank. These were held with financial institutions with a rating from Standard & Poor's of AA- or above (long term). The Group has no past due or impaired debtors as at 30 June 2026.

(f) Foreign exchange

The Group undertakes certain transactions denominated in foreign currencies hence exposures to exchange rate fluctuations arise. The Group does not manage these exposures with foreign currency derivative products. The carrying amounts of the Group's foreign currency denominated monetary assets and monetary liabilities at the balance date expressed in Australian dollars are as follows:

Chilean Peso (CLP)	**2026**	**2025**
	$	**$**
Assets	87,332	90,277
Liabilities	(10,457)	(10,810)
	76,875	79,467

British Pound Sterling (GBP)	**2026**	**2025**
	$	**$**
Assets	909	906
Liabilities	-	-
	909	906

NOTE 19: FINANCIAL RISK MANAGEMENT (CONTINUED)

The Group is exposed to Chilean Peso (CLP) and British Pound Sterling (GBP) currency fluctuations.

The following table details the Group's sensitivity to a 10% increase and decrease in the Australian dollar against the relevant foreign currencies. 10% is the sensitivity rate used when reporting foreign currency risk internally to key management personnel and represent management's assessment of the possible change in foreign exchange rates. The sensitivity analysis includes only outstanding foreign currency denominated monetary items and adjusts their translation at the period end for a 10% change in foreign currency rates. The sensitivity analysis includes external loans as well as loans to foreign operations within the Group where the denomination of the loan is in a currency other than the currency of the lender or the borrower. A positive number indicates an increase in profit and equity where the Australian Dollar weakens against the respective currency. For a strengthening of the Australian Dollar against the respective currency there would be an equal and opposite impact on the profit and equity and the balances below would be negative.

10% Increase

	2026 $	2025 $
Profit/(loss) and equity – CLP	7,687	7,947
Profit/(loss) and equity – GBP	91	91
	7,778	8,038

10% Decrease

	2026 $	2025 $
Profit/(loss) and equity – CLP	(7,687)	(7,947)
Profit/(loss) and equity – GBP	(91)	(91)
	(7,778)	(8,038)

NOTE 20: PARENT ENTITY INFORMATION

The following details information related to the parent entity, New Frontier Minerals Limited, at 30 June 2026. The information presented here has been prepared using consistent accounting policies as presented in note 1.

	2026 $	2025 $
Current assets	1,547,584	2,527,571
Non-current assets	10,517,464	8,777,998
Total assets	**12,065,048**	**11,305,569**
Current liabilities	101,568	153,638
Non-current liabilities	18,887	-
Total liabilities	**120,455**	**153,638**
Net assets	**11,955,051**	**11,151,931**

NOTE 20: PARENT ENTITY INFORMATION (CONTINUED)

	2026	2025
	$	$
Issued capital	41,172,298	38,821,620
Reserves	4,540,017	4,370,174
Accumulated losses	(33,757,264)	(32,039,863)
Total equity	**11,955,051**	**11,151,931**
Loss of the parent entity	(1,717,401)	(1,823,359)
Other comprehensive income for the year	-	-
Total comprehensive loss of the parent entity	**(1,717,401)**	**(1,823,359)**

(a) Guarantees

New Frontier Minerals Limited has not entered into any guarantees in relation to the debts of its subsidiary.

(b) Other commitments and contingencies

New Frontier Minerals Limited has not entered into any commitments and does not have any known contingent liabilities at year end.

NOTE 21: CONTINGENT LIABILITIES

The Group has entered into the following royalty agreements:

- 2% net smelter return royalty in respect of the area covered by the tenements acquired from Zed Copper Pty Ltd vendors (or their nominee).
- Upon commercial production from material processed using Metallium Ltd developed technologies at Harts Range project, Metallium Ltd will receive to the extent set out below:
    - 1.5% earnings royalty in respect of Harts Range tenements EL32406 and EL32513.
    - 1.5% net smelter return royalty in respect of Harts Range tenements EL34022, EL34109, EL34110 and EL34147.

The additional consideration payable to Metallium Ltd to acquire the Pomme Project and exercise the option granted includes $150,000 in cash and a further $200,000 worth of shares in the Company. Under the option agreement, the Company may at its sole discretion terminate the option provided that the Company has spent at least $100,000 in eligible expenditure per annum. Refer to Note 25 in relation to the Pomme Project asset acquisition.

Other than outlined above, there are no contingent liabilities.

NOTE 22: COMMITMENTS

To maintain current contractual rights concerning its mineral projects, the Group has certain commitments to meet minimum expenditure or work program requirements. The current minimum commitments at balance date but not recognised as liabilities are as follows:

	2026	2025
	$	$
Within one year	182,810	30,000
After one year but not more than five years	181,250	120,000
Longer than five years	22,500	27,500
	386,560	**177,500**

NOTE 23: DIVIDEND

No dividend was paid or declared by the Group in the period since the end of the financial year, and up to the date of this report. The Directors' do not recommend that any amount be paid by way of a dividend for the financial year ended 30 June 2026.

The balance of the franking account is Nil at 30 June 2026 (2025: Nil).

NOTE 24: SHARE BASED PAYMENTS

(a) Shares issued to suppliers:

During the year, 1,000,000 fully paid ordinary shares were issued to suppliers with a fair value of $20,000 in lieu of cash payment of invoices.

(b) Reconciliation to share based payments expense in profit or loss

	2026	2025
	$	$
Performance rights issued to directors and company secretary	187,204	18,471
	187,204	18,471

(c) Fair value of options and performance rights

The fair values of all options and performance rights issued in the current year and previous years have been determined using either the Black and Scholes model or the Trinomial model taking into account the inputs outlined in Note 13.

NOTE 25: ASSET ACQUISITION

On 12 February 2026 the Company issued 10,940,919 fully paid ordinary shares at $0.01828 per share totalling $200,000 as part consideration of the option fee payable to Metallium Ltd in relation to the binding option agreement to 90% of the advanced Pomme Project, which is a large carbonatite-hosted REE-Nb Rate Earth Element (REE) Project located in Quebec Canada. A further $50,000 cash payment was also part of the consideration.

Subject to exercise of the option, further consideration of $150,000 in cash and $200,000 worth of shares in the Company are to be paid to Metallium Ltd. Under the option agreement, the Company may at its sole discretion terminate the option provided that the Company has spent at least $100,000 in eligible expenditure per annum.

NOTE 26: SUBSEQUENT EVENTS

On 17 September 2026, the dormant subsidiary companies, Zed Copper Pty Ltd and Castillo Exploration Pty Ltd were deregistered with the Australian Securities and Investments Commission.

Other than as stated above, there were no known material significant events from the end of the financial year to the date of this report that have significantly affected, or may significantly affect the operations of the Group, the results of those operations, or the state of affairs of the Group in future financial periods.

CONSOLIDATED ENTITY DISCLOSURE STATEMENT

as at 30 June 2026

Entity name	Entity type	Place formed/ Country of incorporation	Ownership interest %	Tax residency
New Frontier Mineral Limited	Body corporate	Australia	-	Australia
Castillo Copper Chile SPA	Body corporate	Chile	100.00%	Australia
Audax Holdings Pty Ltd	Body corporate	Australia	100.00%	Australia
Castillo Exploration Limited*	Body corporate	Australia	100.00%	Australia
Qld Commodities Pty Ltd	Body corporate	Australia	100.00%	Australia
Total Iron Pty Ltd	Body corporate	Australia	100.00%	Australia
Total Minerals Pty Ltd	Body corporate	Australia	100.00%	Australia
Atlantica Holdings (Bermuda)	Body corporate	Bermuda	100.00%	Australia
Zed Copper Pty Ltd*	Body corporate	Australia	100.00%	Australia

*Companies deregistered on 17 September 2026

Basis of Preparation

This consolidated entity disclosure statement (CEDS) has been prepared in accordance with the Corporations Act 2001 and includes information for each entity that was part of the consolidated entity as at the end of the financial year in accordance with AASB 10 Consolidated Financial Statements.

Determination of tax residency

Section 295 (3A) of the Corporation Act 2001 defines tax residency as having the meaning in the Income Tax Assessment Act 1997. The determination of tax residency involves judgement as there are currently several different interpretations that could be adopted, and which could give rise to a different conclusion on residency. In determining tax residency, the Group has applied the following interpretations:

Australian tax residency

The Group has applied current legislation and judicial precedent, including having regard to the Tax Commissioner's public guidance in Tax Ruling TR 2018/5.

Foreign tax residency

Where necessary, the Group has used independent tax advisers in foreign jurisdictions to assist in determining tax residency and ensure compliance with applicable foreign tax legislation.

Partnerships and Trusts

Australian tax law does not contain specific residency tests for partnerships and trusts. Generally, these entities are taxed on a flow-through basis, so there is no need for a general residence test. Some provisions treat trusts as residents for certain purposes, but this does not mean the trust itself is an entity that is subject to tax.

DIRECTORS' DECLARATION

In accordance with a resolution of the directors of New Frontier Minerals Limited ("the Company"), the directors of the Company declare that:

1. in the Directors' opinion, the financial statements and accompanying notes set out on pages 22 to 54 are in accordance with the Corporations Act 2001 and:
   a. comply with Accounting Standards and the Corporations Regulations 2001, professional reporting requirements and all other mandatory requirements; and
   b. give a true and fair view of the Group's financial position as at 30 June 2026 and of its performance for the year ended on that date;
2. in the Directors' opinion, the information disclosed in the consolidated entity disclosure statement on page 54 is true and correct;
3. in the Directors' opinion, there are reasonable grounds to believe that the Company will be able to pay its debts as and when they become due and payable; and
4. the Directors have been given the declarations by the Chief Executive Officer (or equivalent) and Chief Financial Officer (or equivalent) required by section 295A.

This declaration is made in accordance with a resolution of the Board of Directors and is signed for and on behalf of the Directors by:



Gerrard (Ged) Hall
Non-Executive Chairman
29th September 2026

HLB MANN JUDD
ADVISORY AND ACCOUNTING

INDEPENDENT AUDITOR'S REPORT

To the Members of New Frontier Minerals Limited

Report on the Audit of the Financial Report

Opinion

We have audited the financial report of New Frontier Minerals Limited ("the Company") and its controlled entities ("the Group"), which comprises the consolidated statement of financial position as at 30 June 2026, the consolidated statement of profit or loss and other comprehensive income, the consolidated statement of changes in equity and the consolidated statement of cash flows for the year then ended, notes to the financial statements, including material accounting policy information, the consolidated entity disclosure statement and the directors' declaration.

In our opinion, the accompanying financial report of the Group is in accordance with the *Corporations Act 2001*, including:

(a) giving a true and fair view of the Group's financial position as at 30 June 2026 and of its financial performance for the year then ended; and

(b) complying with Australian Accounting Standards and the *Corporations Regulations 2001*.

Basis for Opinion

We conducted our audit in accordance with Australian Auditing Standards. Our responsibilities under those standards are further described in the *Auditor's Responsibilities for the Audit of the Financial Report* section of our report. We are independent of the Group in accordance with the auditor independence requirements of the *Corporations Act 2001* and the ethical requirements of the Accounting Professional and Ethical Standards Board's APES 110 *Code of Ethics for Professional Accountants (including Independence Standards)* ("the Code") that are relevant to audits of the financial report of public interest entities in Australia. We have also fulfilled our other ethical responsibilities in accordance with the Code.

We believe that the audit evidence we have obtained is sufficient and appropriate to provide a basis for our opinion.

Material Uncertainty Related to Going Concern

We draw attention to Note 1(d) in the financial report, which indicates that a material uncertainty exists that may cast significant doubt on the Group's ability to continue as a going concern. Our opinion is not modified in respect of this matter.

Key Audit Matters

Key audit matters are those matters that, in our professional judgement, were of most significance in our audit of the financial report of the current period. These matters were addressed in the context of our audit of the financial report as a whole, and in forming our opinion thereon, and we do not provide a separate opinion on these matters.

In addition to the matter described in the *Material Uncertainty Related to Going Concern*, we have determined the matters described below to be the key audit matters to be communicated in our report.

Key Audit Matter	How our audit addressed the key audit matter
Carrying amount of deferred exploration and evaluation expenditure Refer to Note 10	
In accordance with AASB 6 *Exploration for and Evaluation of Mineral Resources*, the Group capitalises all exploration and evaluation expenditure and as at 30 June 2026 the balance of this asset was $10,361,310. We considered this to be a key audit matter due to its materiality, its importance for the users' understanding of the financial statements as a whole and the degree of audit effort involved.	Our procedures included but were not limited to the following: – We obtained an understanding of the key processes associated with management's review of the carrying values of each area of interest; – We considered the Directors' assessment of potential indicators of impairment in addition to making our own assessment; – We ensured that the impairment recognised was appropriate and reflected the available supported information; – We obtained evidence that the Group has current rights to tenure of its areas of interest; – We examined the exploration budget and discussed with management the nature of planned ongoing activities; – We substantiated a sample of additions to exploration expenditure during the year; – We determined if any areas of interest should be characterised as discontinued or held for sale as at balance date; and – We examined the disclosures made in the financial report.

Other Information

The directors are responsible for the other information. The other information comprises the information included in the Group's annual report for the year ended 30 June 2026, but does not include the financial report and our auditor's report thereon.

Our opinion on the financial report does not cover the other information and accordingly we do not express any form of assurance conclusion thereon.

In connection with our audit of the financial report, our responsibility is to read the other information and, in doing so, consider whether the other information is materially inconsistent with the financial report, or our knowledge obtained in the audit or otherwise appears to be materially misstated.

If, based on the work we have performed, we conclude that there is a material misstatement of this other information, we are required to report that fact. We have nothing to report in this regard.

Responsibilities of the Directors for the Financial Report

The directors of the Company are responsible for the preparation of:

(a) the financial report (other than the consolidated entity disclosure statement) that gives a true and fair view in accordance with Australian Accounting Standards and the *Corporations Act 2001*; and

(b) the consolidated entity disclosure statement that is true and correct in accordance with the *Corporations Act 2001*, and

for such internal control as the directors determine is necessary to enable the preparation of:

(a) the financial report (other than the consolidated entity disclosure statement) that gives a true and fair view and is free from material misstatement, whether due to fraud or error; and

(b) the consolidated entity disclosure statement that is true and correct and is free from material misstatement, whether due to fraud or error.

In preparing the financial report, the directors are responsible for assessing the ability of the Group to continue as a going concern, disclosing, as applicable, matters related to going concern and using the going concern basis of accounting unless the directors either intend to liquidate the Group or to cease operations, or have no realistic alternative but to do so.

Auditor's Responsibilities for the Audit of the Financial Report

Our objectives are to obtain reasonable assurance about whether the financial report as a whole is free from material misstatement, whether due to fraud or error, and to issue an auditor's report that includes our opinion. Reasonable assurance is a high level of assurance, but is not a guarantee that an audit conducted in accordance with Australian Auditing Standards will always detect a material misstatement when it exists. Misstatements can arise from fraud or error and are considered material if, individually or in the aggregate, they could reasonably be expected to influence the economic decisions of users taken on the basis of this financial report.

As part of an audit in accordance with the Australian Auditing Standards, we exercise professional judgement and maintain professional scepticism throughout the audit. We also:

- Identify and assess the risks of material misstatement of the financial report, whether due to fraud or error, design and perform audit procedures responsive to those risks, and obtain audit evidence that is sufficient and appropriate to provide a basis for our opinion. The risk of not detecting a material misstatement resulting from fraud is higher than for one resulting from error, as fraud may involve collusion, forgery, intentional omissions, misrepresentations, or the override of internal control.
- Obtain an understanding of internal control relevant to the audit in order to design audit procedures that are appropriate in the circumstances, but not for the purpose of expressing an opinion on the effectiveness of the Group's internal control.
- Evaluate the appropriateness of accounting policies used and the reasonableness of accounting estimates and related disclosures made by the directors.
- Conclude on the appropriateness of the directors' use of the going concern basis of accounting and, based on the audit evidence obtained, whether a material uncertainty exists related to events or conditions that may cast significant doubt on the Group's ability to continue as a going concern. If we conclude that a material uncertainty exists, we are required to draw attention in our auditor's report to the related disclosures in the financial report or, if such disclosures are inadequate, to modify our opinion. Our conclusions are based on the audit evidence obtained up to the date of our auditor's report. However, future events or conditions may cause the Group to cease to continue as a going concern.

– Evaluate the overall presentation, structure and content of the financial report, including the disclosures, and whether the financial report represents the underlying transactions and events in a manner that achieves fair presentation.

We communicate with the directors regarding, among other matters, the planned scope and timing of the audit and significant audit findings, including any significant deficiencies in internal control that we identify during our audit.

We also provide the directors with a statement that we have complied with relevant ethical requirements regarding independence, and to communicate with them all relationships and other matters that may reasonably be thought to bear on our independence, and where applicable, actions taken to eliminate threats or safeguards applied.

From the matters communicated with the directors, we determine those matters that were of most significance in the audit of the financial report of the current period and are therefore the key audit matters. We describe these matters in our auditor's report unless law or regulation precludes public disclosure about the matter or when, in extremely rare circumstances, we determine that a matter should not be communicated in our report because the adverse consequences of doing so would reasonably be expected to outweigh the public interest benefits of such communication.

REPORT ON THE REMUNERATION REPORT

Opinion on the Remuneration Report

We have audited the Remuneration Report included within the Directors' Report for the year ended 30 June 2026.

In our opinion, the Remuneration Report of New Frontier Minerals Limited for the year ended 30 June 2026 complies with Section 300A of the *Corporations Act 2001*.

Responsibilities

The directors of the Company are responsible for the preparation and presentation of the Remuneration Report in accordance with Section 300A of the *Corporations Act 2001*. Our responsibility is to express an opinion on the Remuneration Report, based on our audit conducted in accordance with Australian Auditing Standards.

HLB Mann Judd

HLB Mann Judd
Chartered Accountants

L Di Giallonardo

L Di Giallonardo
Partner

Perth, Western Australia
29 September 2026

ASX ADDITIONAL INFORMATION

Additional information required by the Australian Stock Exchange Ltd and not shown elsewhere in this report is as follows. The information is current at 22 September 2026.

Distribution of Share Holders

	Ordinary Shares	
	Number of Holders	Number of Shares
1 - 1,000	82	11,968
1,001 - 5,000	18	49,553
5,001 - 10,000	99	875,947
10,001 - 100,000	1,584	72,861,947
100,001 - and over	1,365	1,664,496,986
TOTAL	**3,148**	**1,738,296,401**

There were 1,607 holders of ordinary shares holding less than a marketable parcel, with total of 56,199,415 shares amounting to 3.23% of Issued Capital.

Quoted equity securities as at 22 September 2026

Equity Security	Quoted
Ordinary Shares	1,738,296,401

Voting Rights

Each fully paid ordinary share carries the rights of one vote per share.

Unquoted Securities

There are no unquoted securities on issue at 22 September 2026:

Substantial Shareholders

There are no substantial shareholders.

Restricted Securities

There are no restricted securities.

Stock Exchange

The Company is listed on the Australian Securities Exchange and has been allocated the code "NFM". The "Home Exchange" is Perth.

The Company is also listed on the London Stock Exchange and has been allocated the code "NFM".

Other information

New Frontier Minerals Limited is incorporated and domiciled in Australia and is a publicly listed company limited by shares.

On-Market Buy-Back

There is currently no on-market buy-back in place.

Twenty largest holders of quoted securities as at 22 September 2026

Position	Holder Name	No of Shares	%
1	COMPUTERSHARE CLEARING PTY LTD <CCNL DI A/C>	155,870,699	8.97%
2	MR JOHN MCDONALD & MR SHAUN MCDONALD <SOUTHLAND SNIPE SF A/C>	88,000,000	5.06%
3	ADAMANTIUM CORPORATE PTY LTD <DAS FAMILY A/C>	80,833,333	4.65%
4	BNP PARIBAS NOMINEES PTY LTD <IB AU NOMS RETAILCLIENT>	56,797,307	3.27%
5	EYEON NO 2 PTY LTD	38,000,000	2.19%
6	SUNSET CAPITAL MANAGEMENT PTY LTD <SUNSET SUPERFUND A/C>	25,000,000	1.44%
7	HSBC CUSTODY NOMINEES (AUSTRALIA) LIMITED	24,822,834	1.43%
8	JBO ASSETS PTY LTD <JBO ASSETS A/C>	24,259,525	1.40%
9	TAKA CUSTODIANS PTY LTD <TAKA A/C>	21,158,750	1.22%
10	MR RICHARD ELKINGTON & MRS CHRISTINE ELKINGTON <E S/F A/C>	17,129,494	0.99%
11	TWW ASSETS PTY LTD <TWW ASSETS A/C>	16,749,606	0.96%
12	MR MATTHEW JAMES SEVIOR	16,436,000	0.95%
13	REBECCA BRADLEY	15,000,000	0.86%
13	MR ANTONIO TONY CAGLIUSO	15,000,000	0.86%
13	MR BRADLEY JOHN KENNEY	15,000,000	0.86%
14	RPH CAPITAL INVESTMENTS PTY LTD	13,901,771	0.80%
15	CITICORP NOMINEES PTY LIMITED	12,814,522	0.74%
16	LEGGAT INVESTMENTS PTY LTD <LEGGAT SUPER FUND A/C>	11,368,570	0.65%
17	METALLIUM LIMITED	10,940,919	0.63%
18	WISETIME NOMINEES PTY LTD <SRB FAMILY A/C>	10,318,182	0.59%
19	MR ANTON JOHANN KUTZNER & MRS JANET WENDY KUTZNER	10,273,069	0.59%
20	MR BRUCE GRAHAM	10,000,000	0.58%
20	MR KENNETH JOSEPH HALL <HALL PARK A/C>	10,000,000	0.58%
20	AUSFIN EMPIRE PTY LTD	10,000,000	0.58%
	Total	**709,674,581**	**40.85%**

TENEMENT INFORMATION AS REQUIRED BY LISTING RULE 5.3.3

HART RANGE		
Tenement ID	Ownership at end of year	Status
EL34022	100%	Granted
EL32406	-	Under application on 14 April 2025
EL32513	85%	Granted
EL34147	100%	Granted
EL34273	100%	Granted

POMME MONTREAL QUEBEC		
Tenement ID	Ownership at end of year	Status
2234423	-	-
2234424	-	-
2234425	-	-
2234426	-	-
2234427	-	-
2234428	-	-
2234429	-	-
2234430	-	-
2234431	-	-
2234432	-	-
2234433	-	-
2240300	-	-
2240301	-	-
2240302	-	-
2240303	-	-
2240304	-	-
2240305	-	-
2240306	-	-
2240307	-	-
2240309	-	-
2240310	-	-
2240311	-	-
2240312	-	-
2240313	-	-
2458316	-	-
2458327	-	-
2458328	-	-
2458329	-	-
2458330	-	-
2458331	-	-
2458332	-	-
2458333	-	-
2458334	-	-
2458345	-	-
2458346	-	-
2458349	-	-
2522460	-	-
2598360	-	-
1005980	-	-
1005982	-	-
1005983	-	-
121	-	-
122	-	-

*Project claims are subject to the listed binding option and earn-in agreement

NORTHWEST QUEENSLAND		
Mt Isa region, northwest Queensland		
Tenement ID	Ownership at end of year	Status
EPM 26513	100%	Granted
EPM 26525	100%	Granted
EPM 26574	100%	Granted
EPM 26462	100%	Granted
EPM27440	100%	Granted
EPM 29515	-	Under application
EPM 29516	-	Under application
EPM29517	-	Under application
MLA 100479	-	Under application