ASX ANNOUNCEMENT
29 October 2026

ODYSSEY GOLD LTD

SEPTEMBER 2026 QUARTERLY REPORT

Odyssey Gold Limited (ASX: ODY) (**Odyssey** or **Company**) is pleased to present its Quarterly Report for the quarter ended 30 September 2026.

HIGHLIGHTS

Stage 1 Scoping Study

- Completion of Stage 1 Scoping Study confirms the Tuckanarra Project as an outstanding gold project, with Stage 1 gold production of approximately 79,000oz of recovered gold over approximately 29 months of mining from the Cable Pit.
- The Scoping Study was based on a toll treatment scenario, with operating cash costs of A$3,400/oz (pre-tax), initial capital costs of approximately A$7 million, and net pre-tax cashflows of approximately A$180 million, assuming a gold price of A$6,000/oz.
- The Stage 1 Scoping Study includes only 19% of the total Mineral Resource.

Updated Mineral Resource Estimate

- Completed an updated Mineral Resource Estimate (**MRE**) for the Cable Deposit. The Cable MRE comprises Indicated and Inferred Resources of 2.75Mt @ 1.8g/t Au for 158,000oz of gold and Tuckanarra's total project MRE now totals **6.3Mt @ 2.2g/t Au for 451,000oz of gold**.

Stage 2 Scoping Study

- Commencement of Stage 2 Scoping Study to address the longer-term potential from the total Tuckanarra Mineral Resource of 451,000oz of gold, and includes an on-site treatment scenario.

Kirkalocka Toll Milling Agreement

- Odyssey and Gylden Resources Pty Ltd, the operator of the Kirkalocka Processing Plant, continue discussions in respect of a replacement toll milling agreement (**TMA**) that would allow Odyssey to process its 80% share of ore derived from the Tuckanarra Project on similar commercial terms to the original TMA that was terminated earlier this month.

New Shackle Discovery & Resource Extensions

- Drilled a new high-grade structure at Shackle, high-grade plunge and strike extensions to Anchor and Argos, and defined further resource extensions at Cable and Bollard, further merging the Cable-Bollard-Highway MREs into one continuous system.

Drilling Highlights

- Select drilling intercepts reported during and since the quarter include:
  - **5m @ 15.6g/t Au** from 136m incl. **2m @ 36.2g/t Au** (Cable)
  - **7m @ 4.6g/t Au** from 60m incl. **2m @ 11.4g/t Au** (Cable)
  - **2m @ 29.7g/t Au** from 65m (Cable)
  - **3m @ 16.1g/t Au** from 55m (Shackle)
  - **4m @ 5.3g/t Au** from 31m (Shackle)
  - **2m @ 29.1g/t Au** from 81m including **1m @ 57.2g/t** (Anchor)
  - **4m @ 5.9g/t Au** from 30m including **1m @ 21.3g/t** (Anchor)

- **3m @ 8.6g/t Au** from 51m including **1m @ 24.6g/t** (Anchor)
- **5m @ 16.1g/t Au** from 30m, including **2m @ 36.7g/t Au** (Cable-West)
- **9m @ 6.8g/t Au** from 99m, including **1m @ 21.9g/t Au** and **1m @ 23.7g/t Au** (Cable-West)
- **4m @ 22.9g/t Au** from 45m along with **8m @ 1.5g/t Au** from 1m (Cable-Bollard)
- **5m @ 8.6g/t Au** from 96m (Cable-Bollard)
- **13m @ 2.6g/t Au** from 61m including **2m @ 8.2g/t Au** (Cable-Bollard)
- **7m @ 2.0g/t Au** from 38m and **15m @ 2.2g/t Au** from 48m (Bollard-Highway)
- **5m @ 6.7g/t Au** from 18m (Argos)
- **7m @ 2.6g/t Au** from 42m (Argos)

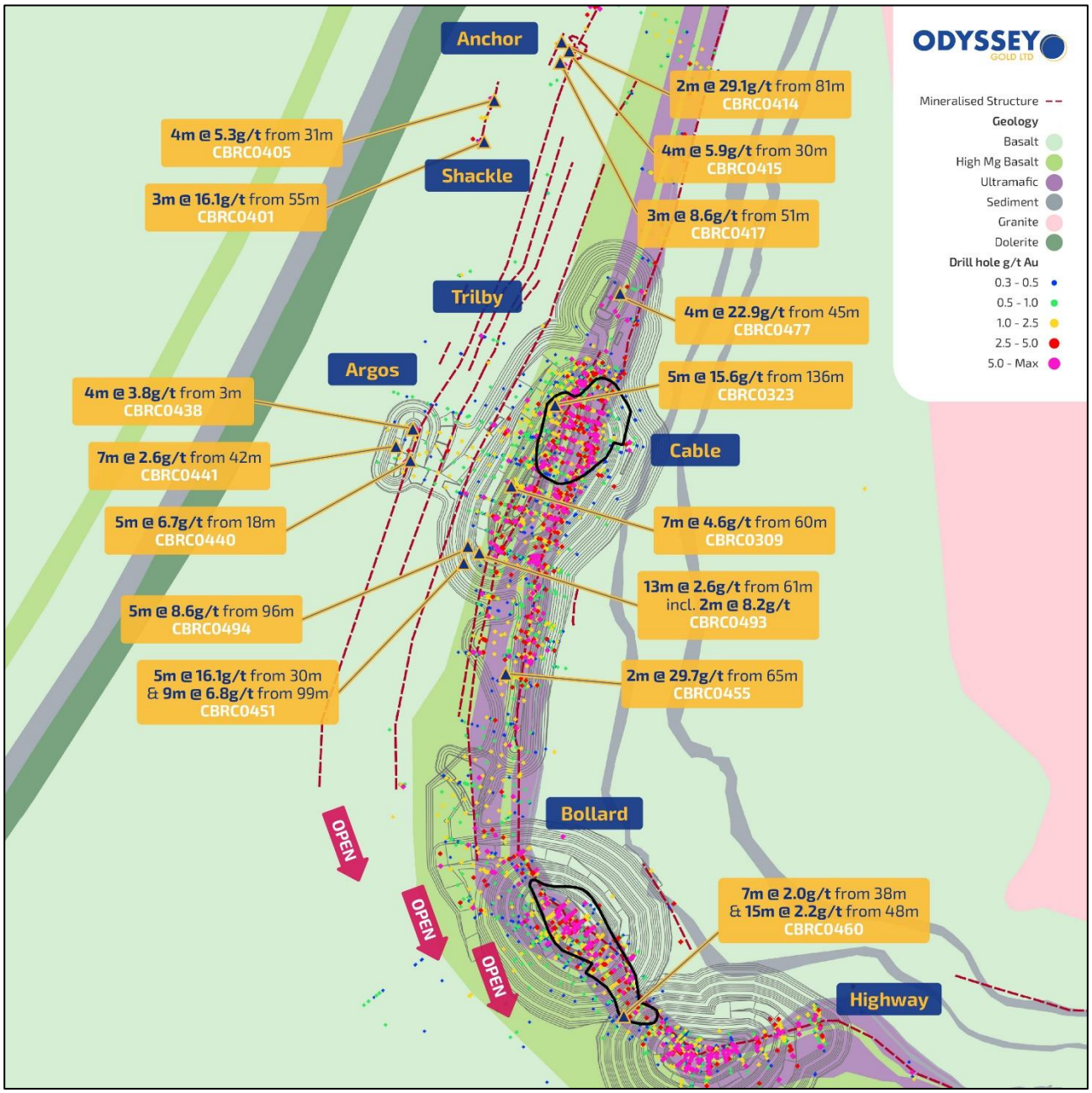

Figure 1. *Shackle-Cable-Bollard-Highway exploration corridor showing recent results during the quarter.*

For further information, please contact:

Matt Syme | Executive Director
T: +61 8 9322 6322 **|** E: info@odysseygold.com.au

TUCKANARRA GOLD PROJECT

The Company holds an 80% interest in the Tuckanarra Gold Project (**Tuckanarra** or **Project**), which comprises 80% of the Tuckanarra gold project (with the remaining 20% interest held by Monument Murchison Pty Ltd (**Monument**)) and 80% of the Stakewell gold project.

Tuckanarra is part of the prolific Murchison Goldfields, which is host to a +35Moz gold endowment (historic production plus current resources). The Project straddles the Great Northern Highway approximately 40km north of Cue and 680km north northeast of Perth.

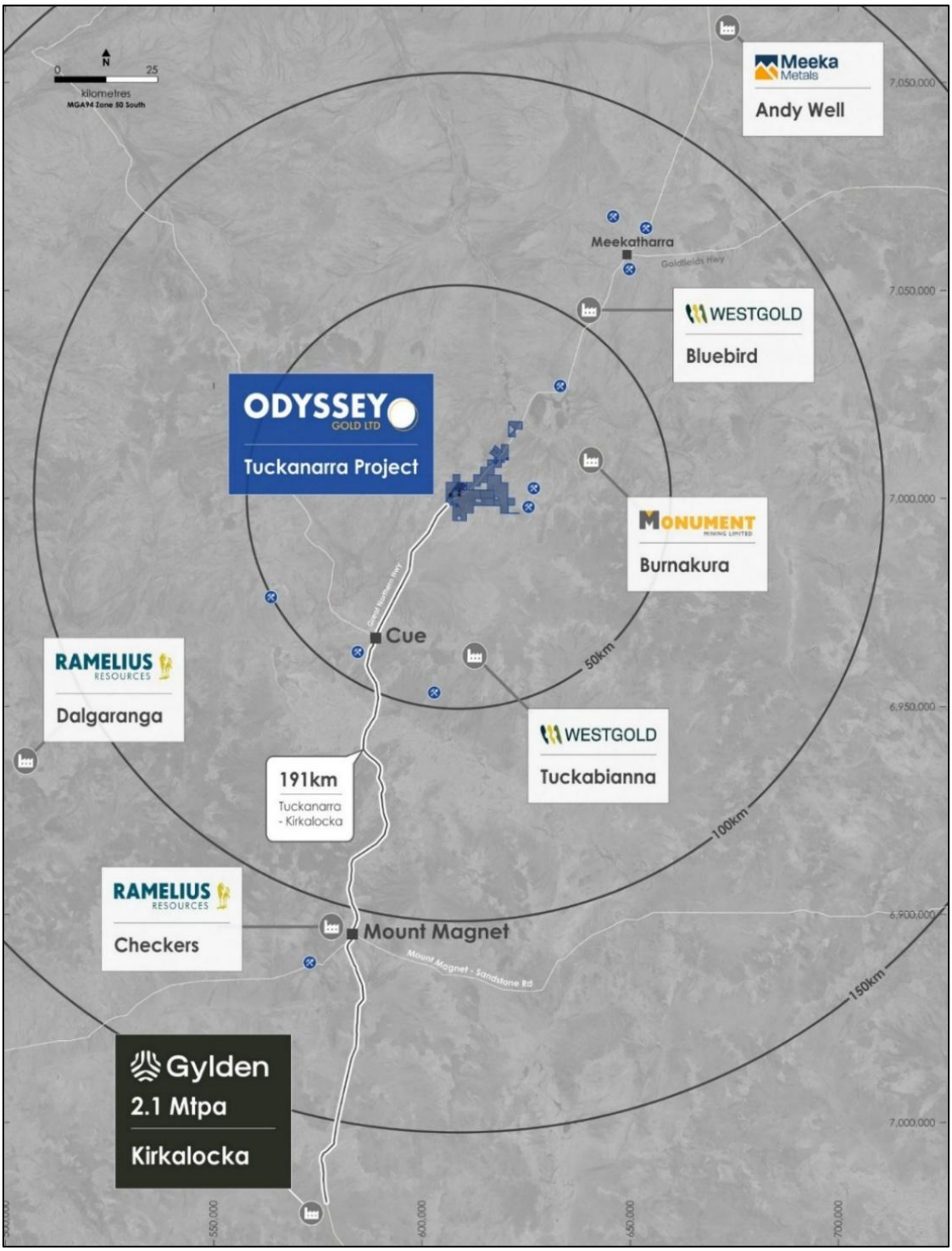

***Figure 2**. Odyssey located in the heart of the Murchison Gold District surrounded by over 13Mtpa of active and potential processing capacity within 250km.*

Five shallow oxide pits were mined at Tuckanarra in the 1990s producing ~101koz at an average grade of 3.9g/t Au. Additionally, ~40koz were produced at an average grade of 7.2g/t Au from the only modern underground mine on the Project. Previous resource development and open pit mining was focused on laterite and oxide mineralisation due to low gold prices. Odyssey has recognised the potential for significant strike and plunge extensions to the mineralisation.

The Tuckanarra Gold Project currently has an Inferred and Indicated MRE of 6.3Mt @ 2.2g/t for 451,000oz of gold (reported in accordance with the JORC Code, 2012 Edition).

Shallow, open pittable, oxide gold deposits with a grade of more than 2g/t Au are increasingly scarce assets in the West Australian goldfields. Approximately 311koz of Odyssey Gold's Mineral Resources are located on existing Mining Leases and all are within two kilometres of the Great Northern Highway.

There is active and potential (on care and maintenance) processing capacity of over 13Mtpa within 250km of the Project (Figure 2), largely accessible by sealed roads.

Odyssey continues to engage with the owners of nearby processing plants as well as potential mining partners who may provide a low-cost pathway to monetise the existing Mineral Resources.

STAGE 1 SCOPING STUDY

During the quarter, the Company announced the results of its Stage 1 Scoping Study for Tuckanarra. The Scoping Study demonstrated the technical and economic viability of mining the Stage 1 Cable Pit assuming toll treatment at a nearby gold processing plant (see ASX announcement dated 9 July 2026).

Stage 1 Scoping Study Highlights

- Stage 1 net pre-tax cashflows of ~A$180 million assuming a gold price of A$6,000/oz.
- Stage 1 production target of ~79,000oz of gold (recovered), based on processing 1.35Mt @ 1.9g/t and 95% metallurgical recovery.
- Initial 29 months of mine production, with average operating costs of ~A$3,400/oz.
- Open pit drill, blast, load and haul operation by contractor with average life of mine (LOM) waste-to-ore strip ratio of 11.9:1.
- The Scoping Study assumes that the mined material will then be hauled on the Great Northern Highway for processing at a nearby processing plant.
- Pre-production capital costs of ~A$7 million, with minimal infrastructure required.
- Existing approved Mining Proposal allows for rapid startup.
- Significant potential to extend operations and mine life with 87,000oz of gold mined in Stage 1 representing only 55% of the current Cable Mineral Resource of 158,000oz, and only 19% of the total Tuckanarra Mineral Resource of 451,000oz.
- Substantial exploration potential to add mine life, with most deposits open at depth.

Stage 1 Scoping Study Key Outcomes

This Scoping Study was undertaken by Goldfields Technical Services Pty Ltd (**GTS**), an experienced mining engineering and project management consultancy. The Scoping Study focused on assessing the technical and economic viability of developing Stage 1 of the Cable Pit as an open-pit mining operation and incorporated guidance from the Company and input from other experts where appropriate.

Stage 1 will encompass a substantial cutback around the existing open pit at Cable, producing 1.35Mt of mill feed over 29 months. The Scoping Study assumes that the mill feed will then be hauled on the Great Northern Highway for processing at a nearby processing plant.

Gold production is estimated to be approximately 79,000oz from Stage 1 based on a metallurgical recovery of 95%, and is estimated to generate total pre-tax cashflows of approximately A$180m at an assumed gold price of A$6,000/oz.

The Cable deposit is on existing Mining Lease M20/527, with an existing approved Mining Proposal. As Stage 1 proceeds, the mining schedule will exceed the limits of the current Mining Proposal and a new Mining Development and Closure Plan will be lodged.

Based on capital and operating cost estimates, the Scoping Study demonstrates that the Stage 1 Project has the capacity to deliver robust returns at the base case price of A$6,000/oz.

***Table 1**. Key Project Outcomes*

Production	
Mine life	29 months
LOM gold mined	87,000oz
LOM gold recovered	79,000oz
Mining recovery	95%
Metallurgical recovery	95%
Physicals	
LOM waste mined	16.1Mt
LOM mill feed mined	1.35Mt
LOM strip ratio	11.9x
Mill feed grade	1.9g/t Au
Financial	
Pre-production capital costs	A$7m
LOM operating costs (pre-tax)	A$3,400/oz
LOM cashflows (pre-tax, after royalties)	A$180m

UPDATED MINERAL RESOURCE ESTIMATE

During the quarter, the Company announced an updated Mineral Resource Estimate (**MRE**) for the Cable Deposit (see ASX announcement dated 7 July 2026).

The updated Cable MRE provides a strong technical foundation for the continued advancement of the Tuckanarra Gold Project.

Importantly, the current MRE occupies only a small portion of Odyssey's highly prospective 160km² Tuckanarra tenure package. A broader project-wide exploration strategy has been developed to systematically test priority targets and evaluate the growth potential of the project.

The updated Cable MRE totals 2.75Mt at 1.8 g/t Au for a total 158,000 ounces of gold, incorporating an additional ~4,763m of reverse circulation (**RC**) and diamond drilling completed in 2025.

The updated MRE for Cable was prepared by independent consultants, Helena Consulting Pty Ltd, and is reported in accordance with the JORC Code (2012 Edition).

The MRE is reported above 0.5g/t Au cut-off grade within approximately 180m of surface (300mRL). The MRE includes Indicated and Inferred categories.

***Table 2** - Cable Mineral Resource (July 2026)*

Deposit	Category	Tonnes (Mt)	Grade (g/t Au)	Ounces (koz Au)
Cable – Open Pit	Inferred	1.09	2.0	70
Cable – Open Pit	Indicated	1.65	1.6	87
Total		**2.75**	**1.8**	**158**

Note: Totals may not add up due to rounding. Cable open pit resources are reported above 0.5g/t Au cut-off and less than 180m vertical below surface. All Mineral Resources are reported on a 100% project basis unless otherwise stated.

***Table 3** – Tuckanarra Project Mineral Resources (July 2026)*

Type	Category	Tonnes (Mt)	Grade (g/t Au)	Ounces (koz Au)
Open Pit	Inferred	3.9	2.0	256
Open Pit	Indicated	2.1	1.8	120
Total Open Pit		5.9	2.0	377
Underground	Inferred	0.4	6.1	74
Total		**6.3**	**2.2**	**451**

Note: Totals may not add up due to rounding. Open pit resources are reported above 0.9g/t Au cut-off for material less than 140-180m below surface, except the Highway Zone which is reported above 0.9g/t Au cut-off for oxide and transitional material and Cable which is reported above a 0.5g/t Au cut-off. Underground resources are reported above 2.0g/t Au cut-off for material more than 180m below surface or fresh rock. All Mineral Resources are reported on a 100% project basis unless otherwise stated.

DRILLING RESULTS

Shackle Discovery

First-pass drilling at the new Shackle target intersected high-grade gold beneath historical workings (see ASX announcement dated 16 July 2026).

Results include:

- **3m @ 16.1g/t Au** from 55m (CBRC0401)
- **4m @ 5.3g/t Au** from 31m (CBRC0405)
- **3m @ 1.7g/t Au** from 44m (CBRC0404)

The Shackle Prospect is located within the broader Tuckanarra mineralised corridor, on a sub-parallel structure 500m north-northwest of Cable-Bollard-Highway and comprises a series of shallow historical workings extending over 80m of strike (Figure 3).

Despite the presence of historical workings, Shackle had received only one line of shallow rotary air blast (**RAB**) drilling, including 93TPH0889[i], which ended in mineralisation with 8m @ 1.1g/t Au to the end of hole at 40m, indicating that the primary mineralised structure had not been fully tested.

The latest RC drilling was designed to test beneath these workings and has successfully confirmed a new high-grade shoot that remains open in all directions (Figure 3).

The discovery highlights the potential to identify additional high-grade shoots to be discovered beneath historical workings and by reassessing historical results throughout the Tuckanarra field.

The Shackle structure is one of many subparallel mineralised structures immediately west of the Cable-Bollard-Highway trend. The 500m-long Shackle trend remains largely untested and represents a future exploration target.

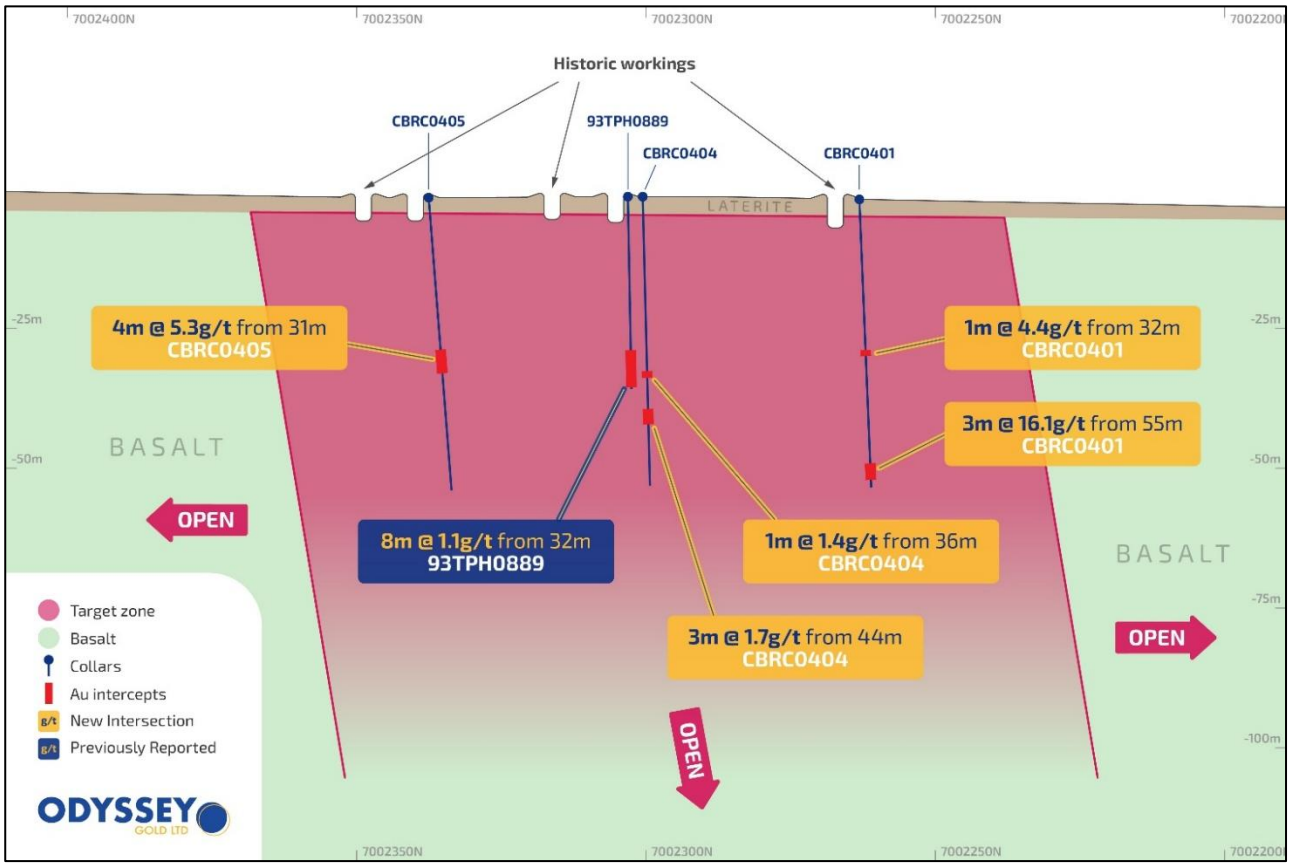

Figure 3. *Long section through the Shackle Prospect showing historical workings, historical RAB hole 93TPH0889 and recent RC drilling, which confirms a new high-grade shoot beneath historical mining.*

Cable-Bollard Deposit

At Cable-Bollard, the results reinforce the scale and continuity of the Cable–Bollard mineralised system, where multiple parallel gold lodes extend over approximately 1.8km from Cable through Bollard to Highway. The results are now being incorporated into an updated Mineral Resource Estimate and mining studies.

Encouraging preliminary metallurgical testwork has also been completed on fresh rock samples from Cable-Bollard-Highway as part of Odyssey's ongoing studies.

Highlights include:

- A new high-grade lode north of Cable provides an additional follow-up target outside the current MRE:
  - **4m @ 22.9g/t Au** from 45m along with **8m @ 1.5g/t Au** from 1m (CBRC0477).
- Cable West Hangingwall emerging as a significant near-mine growth opportunity with at least 800m of strike:
  - **5m @ 8.6g/t Au** from 96m (CBRC0494); and
  - **13m @ 2.6g/t Au** from 61m including **2m @ 8.2g/t Au** (CBRC0493).

Cable currently has a shallow open pit Indicated and Inferred MRE of 2.75Mt @ 1.8g/t Au for 158koz and is expected to form the foundation of Odyssey's staged development at Tuckanarra.

Recent drilling has focused on upgrading Inferred Resources to Indicated classification, expanding mineralisation immediately adjacent to the current resource, and providing technical information to optimise mine design and scheduling.

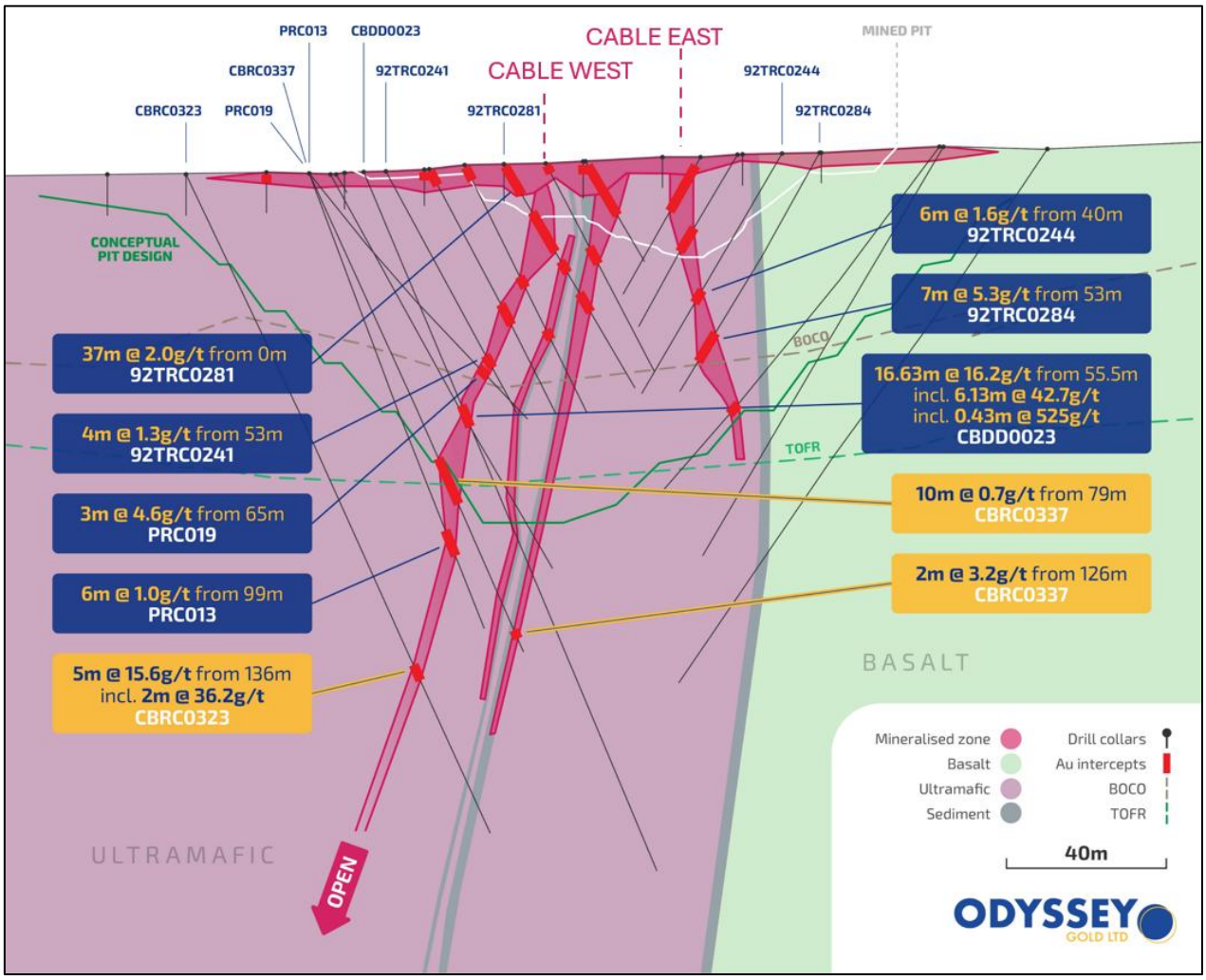

Figure 4. *Latest results received in CBRC0323 and CBRC0337, and previously reported results[ii], which infill an Inferred area within the Cable West zone. BOCO – base of complete oxidation, TOFR – top of fresh rock.*

Figure 4 illustrates the principal Cable West gold structure including the high-grade intercept in CBRC0323 of **5m @ 15.6g/t Au** from 136m, including **2m @ 36.2g/t Au**, around 50m below the conceptual Cable Pit. Together with numerous additional intersections returned from this program, these results demonstrate that the high-grade Cable structures persist below previous mining and support the Company's interpretation of a robust, continuous mineralised system supporting a potential future mine development.

Recent drilling results and geological interpretation continue to support the presence of multiple mineralised structures parallel with the current Cable Resource area, including the historic Trilby workings and the Cable West Hangingwall structure, which were not included in the previous resource model. These gold structures represent potential growth in the current MRE and ongoing exploration targets.

Argos Lode – Infill and Extension Drilling

Argos lies west of the main Cable mineralisation, where historical exploration identified extensive shallow laterite-hosted gold mineralisation across the area. Historical results highlighted this laterite as a significant near-surface gold occurrence at Tuckanarra, with historical aircore drilling including PAC265[iii] overlying the weathered bedrock position now being tested by RC drilling.

Odyssey subsequently tested bedrock mineralisation beneath the laterite. CBRC0082[iv] returned **4m @ 3.9g/t Au** from 24m. The latest drilling has now confirmed, infilled and extended Argos. The tighter

spacing and improved geological continuity are expected to support assessment of whether all or part of the existing Inferred mineralisation can be upgraded to Indicated in the next MRE. Better results from Argos include:

- **5m @ 6.7g/t Au** from 18m, including **2m @ 14.3g/t Au** (CBRC0440).
- **7m @ 2.6g/t Au** from 42m, including **1m @ 10.5g/t Au** (CBRC0441).
- **4m @ 3.8g/t Au** from 3m (CBRC0438).

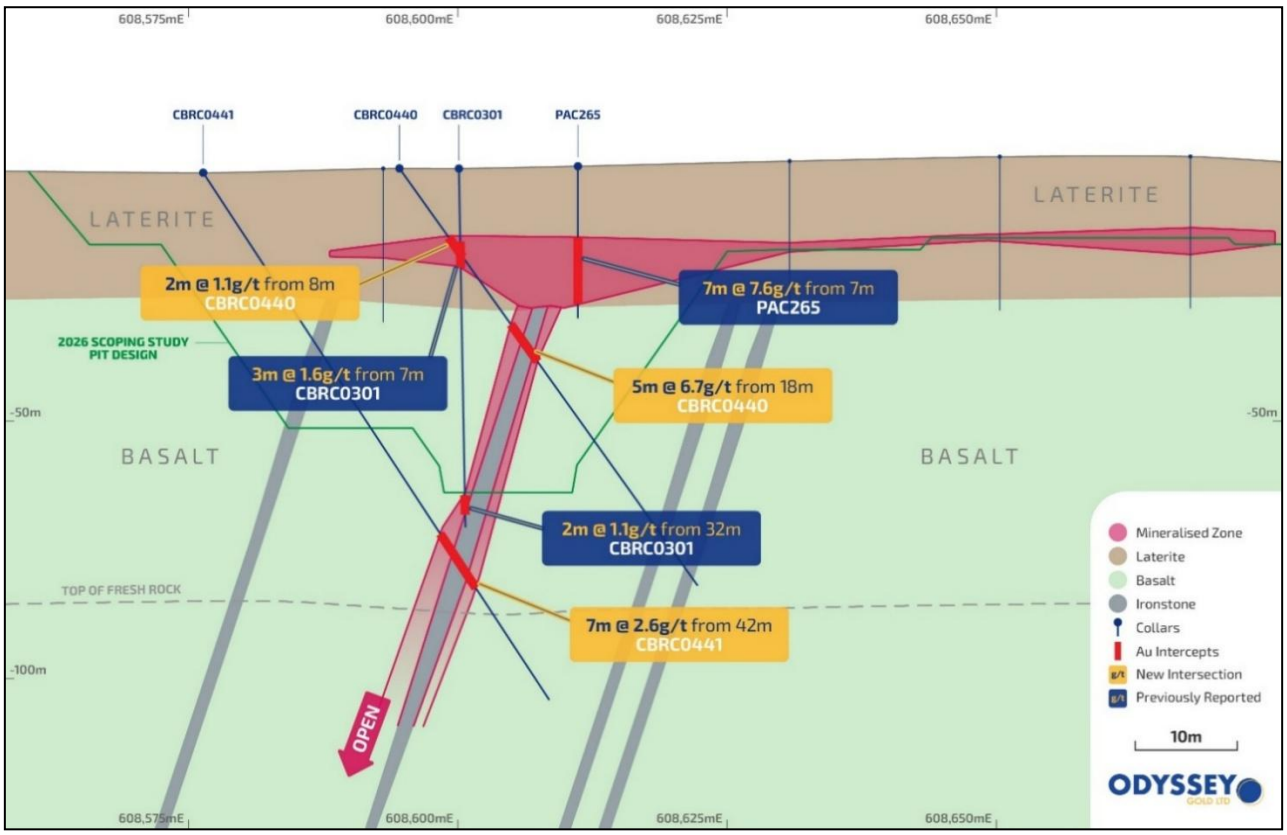

Figure 5. *Cross section through the Argos lode, showing latest high-grade results in CBRC0440 and CBRC0441 beneath historically drilled laterite mineralisation.*

With the Stage 1 Scoping Study complete, updated Mineral Resources and continued exploration success, Odyssey is progressing both near-term mine development and longer-term project growth in parallel.

An RC drilling rig mobilised in early October 2026 for a small 2,000m resource definition and extension drilling campaign.

KIRKALOCKA TOLL MILLING AGREEMENT

Subsequent to the end of the quarter, the Company advised that the toll milling agreement (**TMA**) with Gylden Resources Pty Ltd (**Gylden**), as previously announced to ASX on 20 May 2026, had been terminated.

Notwithstanding termination of the TMA, Odyssey and Gylden continue discussions in respect of a replacement TMA that would allow Odyssey to process its 80% share of ore derived from the Tuckanarra Project on similar commercial terms to the original TMA.

The original TMA was subject to a number of conditions precedent, including Odyssey, through its wholly owned subsidiary, Tuckanarra Resources Pty Ltd (**Tuckanarra**), and its 20% joint venture partner in the TJV, Monument, executing a mining joint venture agreement to replace the existing TJV agreement on terms authorising Odyssey to deal with Monument's 20% share of ore derived from the TJV in accordance with the TMA.

However, Monument believes that Tuckanarra did not have the authority to enter the original TMA without Monument's consent and is therefore in breach of the TJV agreement between the parties. Monument has also asserted that Tuckanarra has ceased to be Manager of the TJV.

Odyssey disputes the assertion that Tuckanarra is in breach of the TJV agreement and is no longer the Manager of the TJV. At all times Tuckanarra has fulfilled all material obligations pursuant to the TJV. In the circumstances, Odyssey and Gylden agreed to terminate the TMA, notwithstanding that Odyssey disputes Monument's position, and negotiate a replacement TMA on similar commercial terms to the original TMA, but only for Tuckanarra's 80% share of ore derived from the TJV.

Tuckanarra initiated the dispute resolution process under the TJV agreement and commenced proceedings in the Supreme Court of Western Australia against Monument to prevent Monument from seeking to appoint a replacement manager under the TJV.

Monument has now given an undertaking, amongst other things, not to seek the appointment of a replacement manager under the TJV agreement pending determination of the proceedings. This preserves the status quo while the parties pursue the dispute resolution process and, if necessary, a trial later this year.

Odyssey remains committed to advancing the TJV and creating value for the shareholders of both joint venture participants. Consistent with the TJV agreement, Odyssey will seek to resolve the matter through the prescribed dispute resolution process.

In the meantime, Odyssey continues to progress exploration and feasibility study work for the TJV.

CORPORATE

The Company has cash reserves of $3.0 million as at 30 September 2026.

MINERAL RESOURCES

The Tuckanarra Project MRE totals 6.3 million tonnes at 2.2 g/t Au for a total 451,000 ounces of gold.

Importantly, 5.4Mt @ 2.1g/t Au for 354,000 ounces of gold is located on granted mining leases.

The MRE is based on a total of 5,212m air core, 16,388m diamond core and 65,845m RC drilling.

Table 4. *Tuckanarra Project Combined Resource (July 2026)*

Type	Category	Tonnes (Mt)	Grade (g/t Au)	Ounces (koz Au)
Open Pit	Inferred	3.9	2.0	256
Open Pit	Indicated	2.1	1.8	120
Total Open Pit		5.9	2.0	377
Underground	Inferred	0.4	6.1	74
Total		**6.3**	**2.2**	**451**

Note: Totals may not add up due to rounding. Open pit resources are reported above 0.5-0.9g/t Au cut-off for material less than 140-180m below surface, except the Highway Zone which is reported above 0.9g/t Au cut-off for oxide and transitional material. Underground resources are reported above 2.0g/t Au cut-off for material more than 180m below surface or fresh rock. All Mineral Resources are reported on a 100% project basis unless otherwise stated.

Table 5. *Tuckanarra Mineral Resource Estimate by Deposit (July 2026)*

Deposit	Category	Mining Method	COG (Au g/t)	Tonnes (Mt)	Gold (g/t)	Ounces (koz)	CP
Anchor	Inferred	Pit	0.9	0.09	2.6	7	5
Bottle Dump	Indicated	Pit	0.9	0.15	3.4	17	1
	Inferred	Pit	0.9	0.76	2.2	54	
	Total		0.9	0.91	2.4	70	
Bollard	Indicated	Pit	0.9	0.15	1.9	9	2
	Inferred	Pit	0.9	0.53	2.2	37	
	Total			0.68	2.1	46	
Cable	Indicated	Pit	0.5	1.65	1.6	87	6
	Inferred	Pit	0.5	1.09	2.0	70	
	Total			2.75	1.8	158	
Highway Zone	Inferred	Pit	0.9	0.44	2.3	32	4
	Inferred	UG	2	0.35	5.8	65	
	Total			0.79	3.8	97	
Kohinoor	Inferred	Pit	0.9	0.16	2.4	12	3
	Inferred	UG	2	0.03	9.1	9	
	Total			0.19	3.5	22	
Lucknow	Inferred	Pit	0.9	0.22	1.3	9	2
Maybelle	Indicated	Pit	0.9	0.09	2.3	7	2
	Inferred	Pit	0.9	0.57	1.8	34	
	Total			0.66	1.9	41	
Grand Total				**6.3**	**2.2**	**451**	**5**

1 - Ian Glacken - Snowden Optiro
2 - Brian Wolfe - International Resource Solutions
3 - Andrew Bewsher – BMGS
4 – Matthew Walker and Justine Tracey - Snowden Optiro
5 - Matt Briggs – Odyssey
6 – John Winterbottom – Helena Consulting
Totals may not add up due to rounding. All Mineral Resources are reported on a 100% project basis unless otherwise stated. Pit resources reported above ~180m vertical below surface except Maybelle and Lucknow reported above 140m vertical below surface and Highway Zone reported for oxide and transitional only.

ASX ADDITIONAL INFORMATION

Mining and Exploration Tenements

As of 30 September 2026, Odyssey holds an interest in the following mining and exploration tenements:

Project Name	Permit Number	Percentage Interest	Status
Tuckanarra Gold Project, Western Australia	M20/527	80%	Granted
	M20/567	80%	Granted
	M20/572	80%	Granted
	M20/573	80%	Application
	E20/782	80%	Granted
	E20/783	80%	Granted
	P20/2415	80%	Granted
	P20/2416	80%	Granted
	P20/2417	80%	Granted
	P20/2418	80%	Granted
	L20/95	80%	Application
	L20/96	80%	Application
	E20/924	100%	Granted
	E20/925	100%	Granted
	E20/996	100%	Granted
	E20/1107	100%	Application
Stakewell Gold Project, Western Australia	E51/1806	80%	Granted
	L51/27	80%	Granted
	L51/28	80%	Granted
	L51/32	80%	Granted
	M51/908	80%	Granted

Mining Lease M20/572 was granted during the quarter and, as a result, P20/2399 and P20/2400 expired. Mining Lease M20/573 was applied for during the quarter. Miscellaneous Licences L20/95 and L20/96 were applied for during the quarter. P51/2869 and P51/2870 were amalgamated into E51/1806 during the quarter and, as a result, have expired. No other interests in mining or exploration tenements were acquired or disposed of during the quarter.

Mining and Exploration Expenditures

During the quarter, the Company made the following payments in relation to mining and exploration activities:

Activity	A$000
Drilling	(913)
Assays	(270)
Consultants	(564)
Field Supplies, equipment, vehicles, travel & accommodation, etc.	(284)
Tenement rents, rates, management & other	(82)
Total as reported in Appendix 5B	**(2,113)**

There were no mining or production activities and expenses incurred during the quarter.

Related Party Payments

During the quarter ended 30 September 2026, the Company made payments of approximately $199,000 to related parties and their associates. These payments relate to executive remuneration, director fees and superannuation.

Competent Persons Statement

The information in this announcement that relates to Exploration Results and Metallurgical Testwork is extracted from announcements dated 27 November 2020, 21 July 2021, 20 December 2021, 20 January 2022, 25 August 2025, 1 September 2025, 25 September 2025, 14 October 2025, 5 November 2025, 3 December 2025, 22 January 2026, 11 March 2026, 7 May 2026, 22 June 2026, 6 July 2026, 16 July 2026, 20 August 2026, 10 September 2026 and 24 September 2026 which are available to view on the Company's website at www.odysseygold.com.au and are based on, and fairly represents information compiled by the relevant Competent Person.

The information in this announcement that relates to Mineral Resources is extracted from announcements dated 2 August 2023, 15 February 2024, and 7 July 2026 which are available to view on the Company's website at www.odysseygold.com.au and are based on, and fairly represents information compiled by the relevant Competent Persons.

The information in this announcement that relates to Production Targets, Processing, Infrastructure, and Capital and Operating Costs is extracted from the Company's announcement dated 9 July 2026 which is available to view on the Company's website at www.odysseygold.com.au and is based on, and fairly represents information compiled by the relevant Competent Persons.

The Company confirms that: (a) it is not aware of any new information or data that materially affects the information included in the original announcements; (b) all material assumptions included in the original announcements continue to apply and have not materially changed; and (c) the form and context in which the relevant Competent Persons' findings are presented in this announcement have not been materially changed from the original announcements.

Forward Looking Statements

Statements regarding plans with respect to Odyssey's project are forward-looking statements. There can be no assurance that the Company's plans for development of its projects will proceed as currently expected. These forward-looking statements are based on the Company's expectations and beliefs concerning future events. Forward looking statements are necessarily subject to risks, uncertainties and other factors, many of which are outside the control of the Company, which could cause actual results to differ materially from such statements. The Company makes no undertaking to subsequently update or revise the forward-looking statements made in this announcement, to reflect the circumstances or events after the date of that announcement.

This ASX Announcement has been approved in accordance with the Company's published continuous disclosure policy and authorised for release by the Executive Director, Matthew Syme.

---

[i] Refer to the Company's ASX announcement dated 19 November 2020.
[ii] Refer ASX Announcements 27 November 2020 & 17 March 2022
[iii] Refer to the Company's ASX announcement dated 19 November 2020.
[iv] Refer to the Company's ASX announcement dated 15 June 2022.

Appendix 5B

Mining exploration entity or oil and gas exploration entity quarterly cash flow report

Name of entity

ODYSSEY GOLD LIMITED

ABN	Quarter ended ("current quarter")
73 116 151 636	30 September 2026

Consolidated statement of cash flows		Current quarter $A'000	Year to date (3 months) $A'000
1.	**Cash flows from operating activities**		
1.1	Receipts from customers	-	-
1.2	Payments for		
	(a) exploration & evaluation	(2,113)	(2,113)
	(b) development	-	-
	(c) production	-	-
	(d) staff costs	(456)	(456)
	(e) administration and corporate costs	(222)	(222)
1.3	Dividends received (see note 3)	-	-
1.4	Interest received	43	43
1.5	Interest and other costs of finance paid	-	-
1.6	Income taxes paid	-	-
1.7	Government grants and tax incentives	-	-
1.8	Other – GST inflow/(outflow)	44	44
	Other – business development	(40)	(40)
1.9	**Net cash from / (used in) operating activities**	**(2,744)**	**(2,744)**

2.	**Cash flows from investing activities**		
2.1	Payments to acquire or for:		
	(a) entities	-	-
	(b) tenements	-	-
	(c) property, plant and equipment	-	-
	(d) exploration & evaluation	-	-
	(e) investments	-	-
	(f) other non-current assets	-	-

+ See chapter 19 of the ASX Listing Rules for defined terms.

Consolidated statement of cash flows		Current quarter $A'000	Year to date (3 months) $A'000
2.2	Proceeds from the disposal of:		
	(a) entities	-	-
	(b) tenements	-	-
	(c) property, plant and equipment	-	-
	(d) investments	-	-
	(e) other non-current assets	-	-
2.3	Cash flows from loans to other entities	-	-
2.4	Dividends received (see note 3)	-	-
2.5	Other (provide details if material)	-	-
2.6	**Net cash from / (used in) investing activities**	**-**	**-**

3.	**Cash flows from financing activities**		
3.1	Proceeds from issues of equity securities (excluding convertible debt securities)	-	-
3.2	Proceeds from issue of convertible debt securities	-	-
3.3	Proceeds from exercise of options	-	-
3.4	Transaction costs related to issues of equity securities or convertible debt securities	-	-
3.5	Proceeds from borrowings	-	-
3.6	Repayment of borrowings	-	-
3.7	Transaction costs related to loans and borrowings	-	-
3.8	Dividends paid	-	-
3.9	Other (provide details if material)	-	-
3.10	**Net cash from / (used in) financing activities**	**-**	**-**

4.	**Net increase / (decrease) in cash and cash equivalents for the period**		
4.1	Cash and cash equivalents at beginning of period	**5,771**	**5,771**
4.2	Net cash from / (used in) operating activities (item 1.9 above)	(2,744)	(2,744)

Consolidated statement of cash flows		**Current quarter $A'000**	**Year to date (3 months) $A'000**
4.3	Net cash from / (used in) investing activities (item 2.6 above)	-	-
4.4	Net cash from / (used in) financing activities (item 3.10 above)	-	-
4.5	Effect of movement in exchange rates on cash held	-	-
4.6	**Cash and cash equivalents at end of period**	**3,027**	**3,027**

5.	**Reconciliation of cash and cash equivalents** at the end of the quarter (as shown in the consolidated statement of cash flows) to the related items in the accounts	**Current quarter $A'000**	**Previous quarter $A'000**
5.1	Bank balances	2,997	5,741
5.2	Call deposits	30	30
5.3	Bank overdrafts	-	-
5.4	Other (provide details)	-	-
5.5	**Cash and cash equivalents at end of quarter (should equal item 4.6 above)**	**3,027**	**5,771**

6.	**Payments to related parties of the entity and their associates**	**Current quarter $A'000**
6.1	Aggregate amount of payments to related parties and their associates included in item 1	199
6.2	Aggregate amount of payments to related parties and their associates included in item 2	-

Note: if any amounts are shown in items 6.1 or 6.2, your quarterly activity report must include a description of, and an explanation for, such payments.

7.	**Financing facilities** *Note: the term "facility' includes all forms of financing arrangements available to the entity.* *Add notes as necessary for an understanding of the sources of finance available to the entity.*	**Total facility amount at quarter end $A'000**	**Amount drawn at quarter end $A'000**
7.1	Loan facilities	-	-
7.2	Credit standby arrangements	-	-
7.3	Other (please specify)	-	-
7.4	**Total financing facilities**	-	-
7.5	**Unused financing facilities available at quarter end**		-
7.6	Include in the box below a description of each facility above, including the lender, interest rate, maturity date and whether it is secured or unsecured. If any additional financing facilities have been entered into or are proposed to be entered into after quarter end, include a note providing details of those facilities as well.		

8.	**Estimated cash available for future operating activities**	**$A'000**
8.1	Net cash from / (used in) operating activities (item 1.9)	(2,744)
8.2	(Payments for exploration & evaluation classified as investing activities) (item 2.1(d))	-
8.3	Total relevant outgoings (item 8.1 + item 8.2)	(2,744)
8.4	Cash and cash equivalents at quarter end (item 4.6)	3,027
8.5	Unused finance facilities available at quarter end (item 7.5)	-
8.6	Total available funding (item 8.4 + item 8.5)	3,027
8.7	**Estimated quarters of funding available (item 8.6 divided by item 8.3)**	**1.1**

Note: if the entity has reported positive relevant outgoings (ie a net cash inflow) in item 8.3, answer item 8.7 as "N/A". Otherwise, a figure for the estimated quarters of funding available must be included in item 8.7.

8.8 If item 8.7 is less than 2 quarters, please provide answers to the following questions:

8.8.1 Does the entity expect that it will continue to have the current level of net operating cash flows for the time being and, if not, why not?

No. Drilling activities are expected to be substantially reduced in the current quarter. Assay results are pending for a substantial number of holes drilled across the project and future drilling programs will only commence once all assay results have been received and interpreted.

8.8.2	Has the entity taken any steps, or does it propose to take any steps, to raise further cash to fund its operations and, if so, what are those steps and how likely does it believe that they will be successful?
Yes. The Company's continuing operations remain dependent upon raising additional funding through equity, asset realisations, or other financing means. The Company is assessing its options to raise additional funding to pursue the exploration and development of its projects.	
8.8.3	Does the entity expect to be able to continue its operations and to meet its business objectives and, if so, on what basis?
Yes. The Company expects that it will raise additional funding as required to pursue the exploration and development of its projects. In the meantime, the Company is managing its expenditures to ensure that it can continue its operations and to meet its business objectives.	
Note: where item 8.7 is less than 2 quarters, all of questions 8.8.1, 8.8.2 and 8.8.3 above must be answered.	

Compliance statement

1 This statement has been prepared in accordance with accounting standards and policies which comply with Listing Rule 19.11A.

2 This statement gives a true and fair view of the matters disclosed.

Date: 29 October 2026

Authorised by: Company Secretary

(Name of body or officer authorising release – see note 4)

Notes

1. This quarterly cash flow report and the accompanying activity report provide a basis for informing the market about the entity's activities for the past quarter, how they have been financed and the effect this has had on its cash position. An entity that wishes to disclose additional information over and above the minimum required under the Listing Rules is encouraged to do so.

2. If this quarterly cash flow report has been prepared in accordance with Australian Accounting Standards, the definitions in, and provisions of, *AASB 6: Exploration for and Evaluation of Mineral Resources* and *AASB 107: Statement of Cash Flows* apply to this report. If this quarterly cash flow report has been prepared in accordance with other accounting standards agreed by ASX pursuant to Listing Rule 19.11A, the corresponding equivalent standards apply to this report.

3. Dividends received may be classified either as cash flows from operating activities or cash flows from investing activities, depending on the accounting policy of the entity.

4. If this report has been authorised for release to the market by your board of directors, you can insert here: "By the board". If it has been authorised for release to the market by a committee of your board of directors, you can insert here: "By the [*name of board committee – eg Audit and Risk Committee*]". If it has been authorised for release to the market by a disclosure committee, you can insert here: "By the Disclosure Committee".

5. If this report has been authorised for release to the market by your board of directors and you wish to hold yourself out as complying with recommendation 4.2 of the ASX Corporate Governance Council's *Corporate Governance Principles and Recommendations*, the board should have received a declaration from its CEO and CFO that, in their opinion, the financial records of the entity have been properly maintained, that this report complies with the appropriate accounting standards and gives a true and fair view of the cash flows of the entity, and that their opinion has been formed on the basis of a sound system of risk management and internal control which is operating effectively.