HIGH-TECH METALS LIMITED

28 October 2026

QUARTERLY ACTIVITIES REPORT AND APPENDIX 5B

FOR THE PERIOD ENDING 30 SEPTEMBER 2026

HIGHLIGHTS

- **Mt Fisher Mineral Resource Estimate increased 47% to 800,000t @ 2.0g/t Au for 51,000oz of gold (from 464,400t @ 2.32g/t Au for 34,700oz), incorporating the results of the Phase 1 RC drilling program:[1]**
  - **Indicated Resource increased to 230,000t @ 1.8g/t Au for 13,000oz**
  - **New Inferred underground Resource of 280,000t @ 3.0g/t Au for 27,000oz defined beneath the optimised open-pit shell**
  - **Open-pit Resource now extends over ~770m of strike (previously ~600m) and to ~160m below surface, with mineralisation open to the north and down plunge**
- **Final assays received from the 41-hole, 6,038m Phase 1 RC drilling program at Mt Fisher, confirming continuity of mineralisation beneath the historical pit and beyond the previous Resource, including:[2,3]**
  - **12m @ 2.30g/t Au from 171m (incl. 5m @ 4.95g/t Au) in 26MFRC010**
  - **13m @ 1.54g/t Au from 192m (incl. 5m @ 3.38g/t Au) in 26MFRC017**
  - **5m @ 3.35g/t Au from 70m in 26MFRC025**
- **Updated Wagtail Mineral Resource Estimate of 105,000t @ 3.8g/t Au for 13,000oz, with ~73% of contained gold classified as Indicated, reported as separate open-pit and underground Resources and underpinning the Wagtail Scoping Study.[4]**
- **Combined Mt Fisher–Mt Eureka Mineral Resource Estimate now totals 3.9Mt @ 1.61g/t Au for 202,000oz of gold.**
- **Integrated interpretation of the gradient array IP survey at Mt Eureka South identified four priority gold target areas (T1–T4), supported by coincident chargeability, resistivity and Au-As surface anomalism.[5]**
- **Post-Quarter, Board renewal announced with Mr Cristian Moreno appointed Executive Director, Mr Patrick Burke appointed Non-Executive Chairman and Mr Michael McNeilly appointed Non-Executive Director, together with a Special Crossing of ~11.9% of issued capital to align the register behind the incoming Board's strategy.**
- **Cash of $8.9 million at 30 September 2026 (refer Appendix 5B), with the Company well funded to progress Wagtail and Mt Fisher toward development and continue resource growth drilling.**

---

[1] Refer ASX Announcement 31/08/2026
[2] Refer ASX Announcement 03/07/2026
[3] Refer ASX Announcement 20/07/2026
[4] Refer ASX Announcement 29/07/2026
[5] Refer ASX Announcement 24/08/2026

+61 08 9388 0051
info@hightechmetals.com.au
www.hightechmetals.com.au
22 Townshend Road
Subiaco WA 6008 Australia

High-Tech Metals Limited (ASX: HTM) ("High-Tech", "HTM" or "the Company"), is pleased to provide its Quarterly Activities Report for the period ended 30 September 2026 ("Quarter").

During the Quarter, the Company continued to execute its strategy of advancing near-term gold production opportunities at Wagtail and Mt Fisher while building a pipeline of high-quality exploration targets across the broader Mt Fisher–Mt Eureka Project area in Western Australia's Northern Goldfields.

Key activities during the Quarter focused on the delivery of updated Mineral Resource Estimates for Mt Fisher and Wagtail, receipt and interpretation of final assays from the Phase 1 RC drilling program at Mt Fisher, integrated geophysical targeting at Mt Eureka South and progression of the Wagtail Scoping Study in partnership with SSH Mining.

High-Tech's CEO, James Merrillees, commented:

"The September quarter was a period of strong technical delivery for High-Tech Metals, with updated Mineral Resource Estimates completed for both Mt Fisher and Wagtail. Completion of the Phase 1 drilling program at Mt Fisher delivered exactly what we set out to achieve, improving our understanding of the geological controls on mineralisation and providing the information required to update both the geological model and the Mineral Resource Estimate.

"The updated Mt Fisher Mineral Resource is an important step forward for the Project, increasing contained gold by 47% to 51,000 ounces and providing a much clearer picture of the mineralised system. The key outcome is not only the increase in ounces, but the way the Resource is now defined – we have increased the Indicated Resource to 13,000 ounces and defined a 27,000-ounce underground Resource beneath the optimised pit shell. Mineralisation remains open to the north and down plunge, and there is still substantially more upside at Mt Fisher.

"With the Resource base now updated, our focus shifts to unlocking value across the broader Mt Fisher and Mt Eureka Gold Projects."

MT FISHER AND MT EUREKA GOLD PROJECTS

High-Tech Metals' Mt Fisher (100% HTM) and Mt Eureka (75% HTM) Gold Projects collectively host a JORC (2012) Mineral Resource Estimate of 3.9Mt @ 1.61g/t Au for 202,000 ounces of gold, including approximately 87,500 ounces classified as Indicated[6].

The Projects cover approximately 1,150 km² of highly prospective tenure over the under-explored Mt Fisher greenstone belt in Western Australia's Northern Goldfields.

The Projects lie approximately 500km northeast of Kalgoorlie and 120km east of Wiluna, situated 40km east of the prolific Yandal Belt, which hosts several major gold deposits including Northern Star's Jundee, Bronzewing and Milrose operations (*refer Figure 1*).

Gold mineralisation at the Projects occurs at several sites, most notably at the Dam-Damsel Gold Trend and the Mt Fisher and Wagtail Mines within Mt Fisher and at the Taipan and Southern-Galway Prospects at the Mt Eureka JV (*refer Figure 2*).

During the Quarter, work across the project area focused on updating the Mineral Resource Estimates for Mt Fisher and Wagtail, advancing Wagtail toward a potential development decision through the Scoping Study, and target generation at Mt Eureka South aimed at increasing the scale of the broader resource base.

[6] Refer ASX Announcement 26/02/2025

Figure 1: *High-Tech Metals' Mt Fisher and Mt Eureka Gold Project location, Northern Goldfields, Western Australia.*

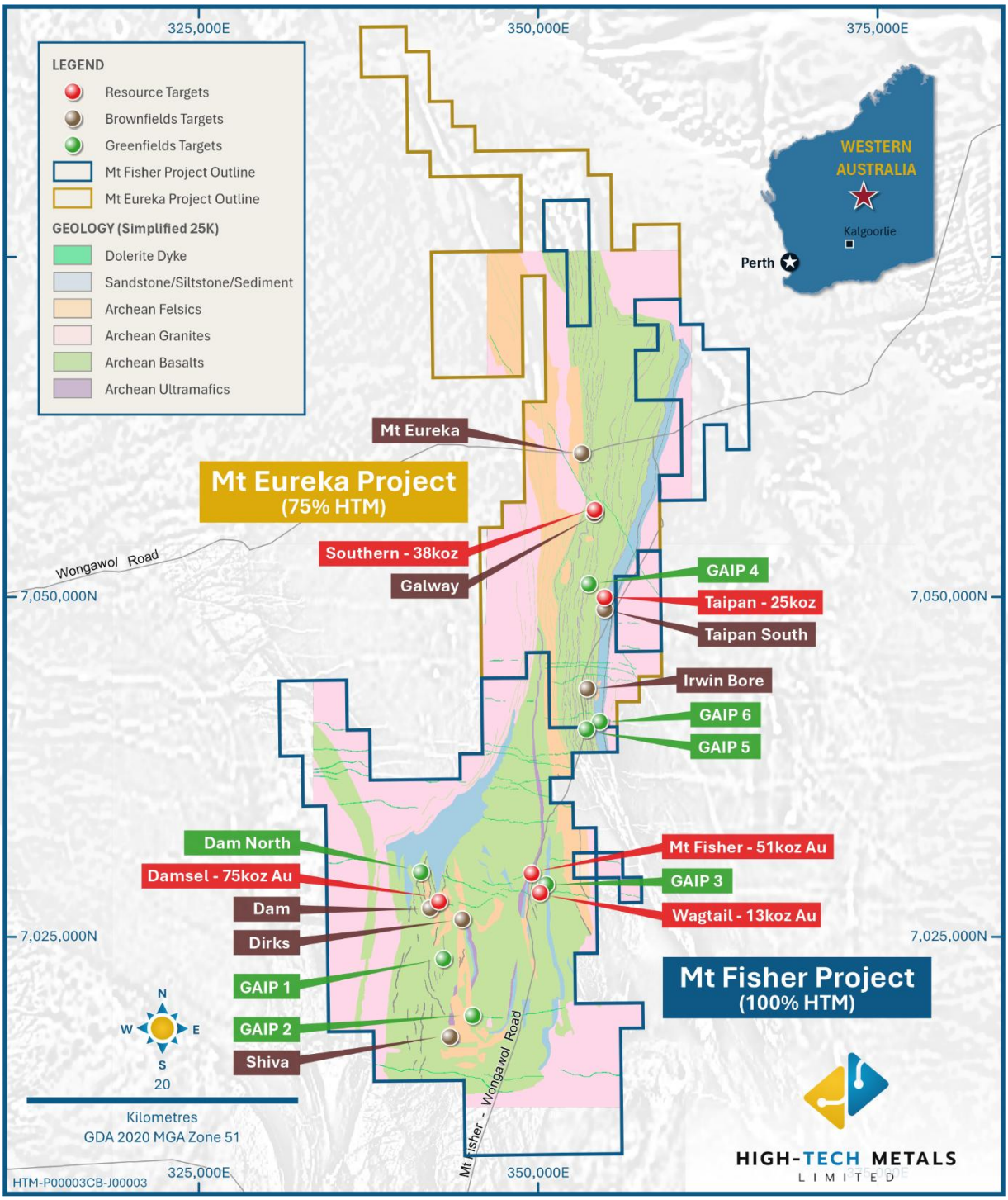

Figure 2: *High-Tech Metals' Mt Fisher and Mt Eureka Gold Projects, Resources and Prospects.*

MT FISHER GOLD PROJECT (100% HTM)

Gold mineralisation in the Mt Fisher Project occurs throughout HTM's tenure, most notably at the Dam-Damsel Gold Trend and the Mt Fisher and Wagtail deposits which collectively host ~139koz gold in JORC (2012) resources (refer Figures 2 & 3 & Table 1).

The only recorded production within the Mt Fisher Project was at the **Mt Fisher Mine** which produced 30,000oz of gold from 218,000t @ 4.43g/t Au between 1987 and 1989 and the neighbouring **Wagtail** mine which produced a reported 2,384oz of gold at an average grade of 66 g/t Au between 1949 and 1952.

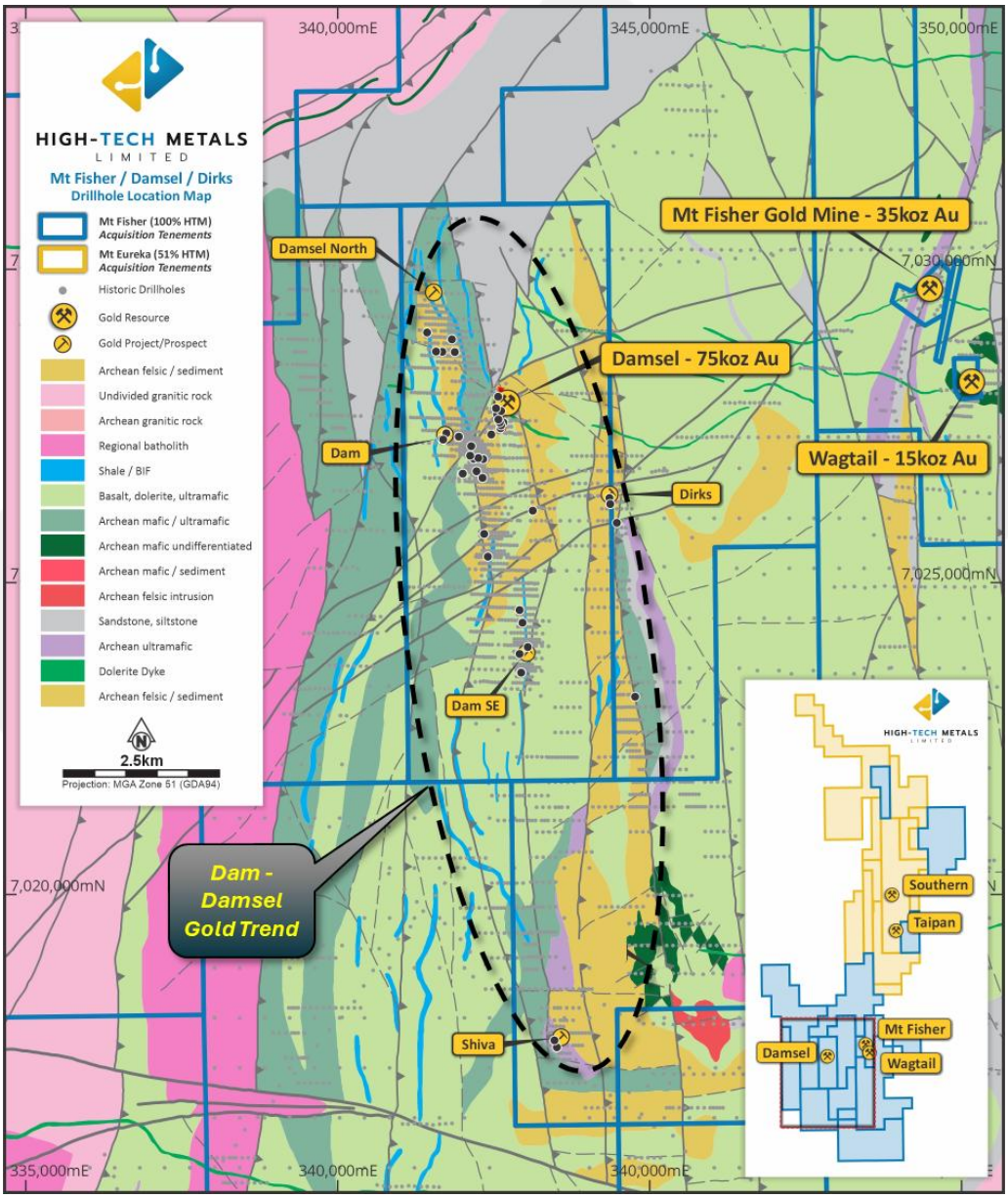

Figure 3: *Dam-Damsel Gold Trend, Mt Fisher and Wagtail Mines on interpreted geology background.*

Updated Mineral Resource Estimate

On 31 August 2026, the Company announced an updated JORC (2012) Mineral Resource Estimate (MRE) for Mt Fisher of 800,000 tonnes at 2.0g/t Au for 51,000 ounces of contained gold, representing a 47% increase in contained gold from the previous 2022 estimate of 464,400 tonnes at 2.32g/t Au for 34,700 ounces.

The updated MRE was independently completed by Matrix Resource Consultants and incorporates the results of the Phase 1 RC drilling program, together with a revised geological interpretation, updated resource modelling and pit optimisation using current economic parameters.

Importantly, the MRE now recognises both an open-pit Resource and a separate underground Resource below the optimised pit shell, providing a broader framework for assessing the development potential of the Mt Fisher mineralised system (refer Figures 4 and 5).

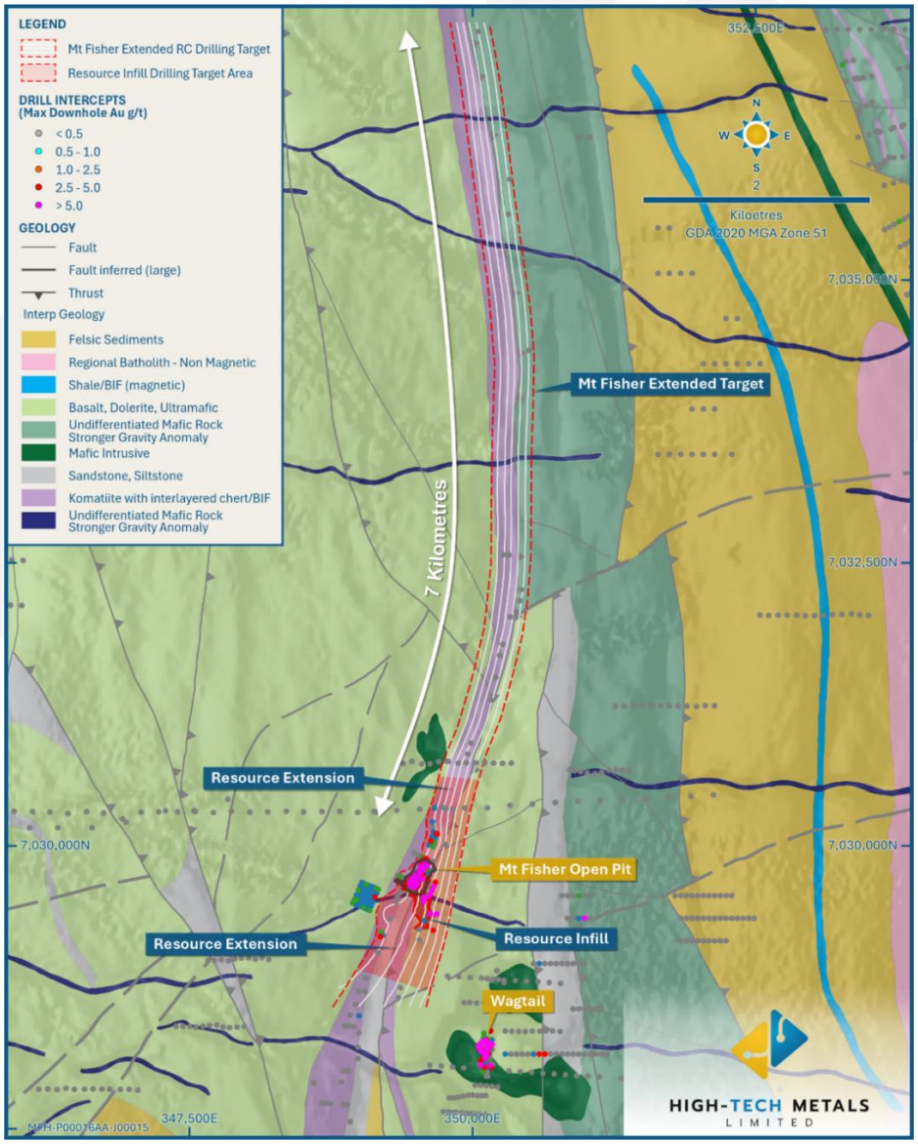

Figure 4: Mt Fisher target horizon extends more than 7km, with drilling focused on resource extension and infill around the historic Mt Fisher pit within Mining Lease M53/127.

The updated MRE comprises:

- 230,000 tonnes at 1.8g/t Au for 13,000 ounces classified as Indicated (open pit).
- 570,000 tonnes at 2.1g/t Au for 38,000 ounces classified as Inferred, including 150,000 tonnes at 0.9g/t Au for 4,300 ounces of low-grade stockpile material.
- A new Inferred underground Resource of 280,000 tonnes at 3.0g/t Au for 27,000 ounces (1.6g/t Au cut-off), extending over ~650m of strike to ~240m below pre-mining topography.
- An open-pit Resource extending over approximately 770m of strike (previously ~600m) and to approximately 160m below natural surface.

Phase 1 Drilling Results

During the Quarter, the Company received the remaining assay results from the 41-hole, 6,038m Phase 1 RC drilling program completed in June. Results for the first 17 holes were reported on 3 July 2026, with the final assays reported on 20 July 2026. The program was designed to improve confidence in the existing Resource, refine the geological and structural interpretation, test mineralisation beneath and adjacent to the historical Mt Fisher pit and define targets for the next phase of resource growth drilling.

Significant intersections from the program include:

- 12m @ 2.30g/t Au from 171m, including 5m @ 4.95g/t Au (26MFRC010)
- 13m @ 1.54g/t Au from 192m, including 5m @ 3.38g/t Au (26MFRC017)
- 10m @ 1.35g/t Au from 152m, including 3m @ 3.31g/t Au (26MFRC015)
- 6m @ 1.40g/t Au from 146m, including 3m @ 2.13g/t Au (26MFRC012)
- 5m @ 3.35g/t Au from 70m (26MFRC025)
- 2m @ 5.49g/t Au from 181m (26MFRC005)

Drilling successfully intersected the targeted mineralised sedimentary horizon throughout the existing Resource area and into the northern extension, confirming continuity of the principal mineralised structure beyond the previous Resource envelope.

Beneath the historical pit, hole 26MFRC010 confirmed continuation of the mineralised system below the base of the pit, with the strongest mineralised intervals from the program occurring beneath the pit and remaining open down plunge (refer Figure 5).

While gold grades varied across the northern extension, drilling consistently intersected the projected mineralised horizon, refining the mineralised wireframes that underpin the updated MRE.

Metallurgical Testwork

Historical mining and metallurgical testwork provide evidence that Mt Fisher mineralisation is amenable to conventional gold processing. Confirmatory testwork by HTM on representative stockpile material returned combined gravity and cyanide recoveries of up to 92.8%, with rapid leach kinetics and low reagent consumption, confirming the material is free-milling and non-refractory (refer Figure 6).

During the Quarter, the Company's metallurgical consultants continued to assess metallurgical and processing options, including the potential contribution of existing stockpile material to future development scenarios.

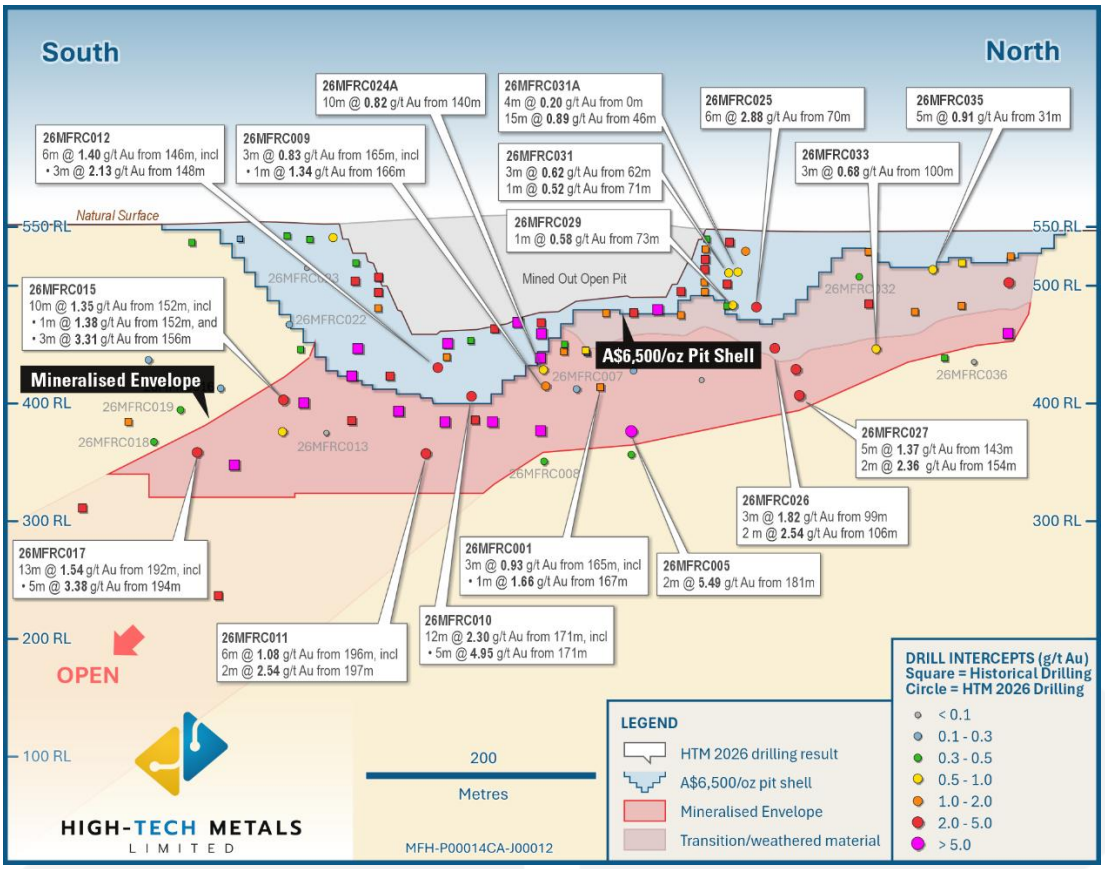

Figure 5: Mt Fisher long section with mineralised intersections & updated resource outline.

Figure 6: *Mt Fisher Mine looking north-west showing historical pit, stockpiles and waste dump.*

WAGTAIL GOLD DEPOSIT (MT FISHER PROJECT)

The Wagtail prospect located on a granted Mining Lease is a high-grade, quartz-vein hosted gold reef system approximately 1km SE of Mt Fisher.

Historic production from the deposit between 1949 and 1952 was a reported 2,384 ounces at an average grade of 66 g/t Au. Following the updated MRE announced during the Quarter, Wagtail now hosts a JORC (2012) Mineral Resource of 105,000 tonnes at 3.8g/t Au for 13,000 ounces of gold (refer Table 1).

Updated Mineral Resource Estimate

On 29 July 2026, the Company announced an updated JORC (2012) Mineral Resource Estimate for the Wagtail Gold Deposit, independently completed by Rose Mining Geology Consultants. The updated MRE incorporates results from the 65 RC holes for 3,324m completed during the 2025–2026 infill drilling program, together with a revised geological interpretation and updated estimation methodology, and represents the first comprehensive review of the Wagtail Resource since October 2022.

The updated MRE totals 105,000 tonnes at 3.8g/t Au for 13,000 ounces, comprising 77,500 tonnes at 3.9g/t Au for 9,500 ounces classified as Indicated (approximately 73% of contained gold) and 28,000 tonnes at 3.5g/t Au for 3,000 ounces classified as Inferred. The Resource is reported as an open-pit Resource of 69,000 tonnes at 4.2g/t Au for 9,000 ounces (0.5g/t Au cut-off within an optimised pit shell) and an underground Resource of 36,000 tonnes at 3.0g/t Au for 3,000 ounces (1.6g/t Au cut-off below the pit shell).

Key outcomes of the updated MRE include:

- Contained gold broadly maintained relative to the 2022 estimate of 63,700 tonnes at 7.11g/t Au for 14,600 ounces, with the revised wireframe-based model providing a more robust basis for mine planning and economic evaluation.
- Separate reporting of open-pit and underground Mineral Resources on the basis of Reasonable Prospects for Eventual Economic Extraction, providing greater flexibility in assessing potential mining scenarios.
- Mineralisation remains open down plunge beneath the historical workings and along strike to the north and south, providing clear opportunities for future Resource growth through targeted drilling.

The open-pit shell was optimised on a toll-treatment basis using a gold price of A$6,424/oz and a metallurgical recovery of 92%, with Wagtail located within approximately 180km of the operating Wiluna Gold Plant. No Ore Reserves have been estimated for Wagtail and the potential development of the deposit remains subject to the outcomes of the Scoping Study and further technical and economic evaluation.

Scoping Study and Development Studies

The updated MRE provides the principal geological input for the Wagtail Scoping Study, which progressed during the Quarter in collaboration with SSH Mining under the existing Mining and Profit Share Agreement. Workstreams during the Quarter included mine optimisation, mine design and scheduling, ongoing metallurgical testwork, and environmental and permitting activities. Bulk density determination, geotechnical and hydrogeological investigations are planned to inform the Scoping Study and any subsequent mining studies.

Metallurgical testwork completed in the June quarter confirmed that Wagtail hosts free-milling, non-refractory gold mineralisation, with overall gold recoveries of up to 97.2% under conventional gravity and cyanide leach processing. Together with the granted Mining Lease, the updated MRE and the SSH funding arrangement, completion of the Scoping Study remains a key near-term priority and will inform the assessment of a potential development decision at Wagtail.[7]

Processing Pathway

Toll-treatment assessments continued during the Quarter under the non-binding Memorandum of Understanding executed with Wiluna Mining in the March quarter, with the Wagtail open-pit Resource optimised on the basis of toll treatment at the Wiluna Gold Plant.

The MoU provides a framework to progress technical and commercial discussions regarding the potential use of the Wiluna processing facility, supporting the Company's strategy to pursue capital-efficient development pathways.

MT EUREKA GOLD JV PROJECT (HTM 75%)

The Mt Eureka Project forms the northern portion of the broader Mt Fisher–Mt Eureka greenstone belt and hosts multiple advanced prospects including Mt Eureka, Southern-Galway and Taipan (*refer Figure 7*).

During the Quarter, the Company announced the results of an integrated interpretation of gradient array induced polarisation ("GAIP") surveying completed at the Mt Eureka South Prospect. The survey was undertaken by Zonge Engineering and Research Organization (Australia) Pty Ltd, with Resource Potentials Pty Ltd assisting with survey planning, processing and interpretation, including integration of the GAIP results with high-resolution airborne magnetic, radiometric and surface geochemical data. The interpretation identified an interpreted north-south structural corridor and associated splays, and four priority target areas:

- T1 – located at an interpreted structural splay and characterised by coincident strong GAIP resistivity and chargeability anomalies and surface Au-As anomalism.
- T2 and T3 – located along the interpreted north-south structural corridor and associated with resistivity anomalies, broad chargeability responses and surface Au-As anomalism.
- T4 – located on an eastern splay of the structural corridor and associated with coincident GAIP chargeability and resistivity anomalies and a surface As anomaly.

The Company is undertaking a systematic review of historical drilling across the target areas to determine which anomalies remain untested and warrant follow-up RC drilling, and may consider additional pole-dipole or dipole-dipole IP surveying across selected targets to better define the depth and geometry of the geophysical responses before drilling. Mt Eureka remains an important component of the Company's broader growth strategy, providing a pipeline of exploration opportunities to support longer-term resource growth.

[7] Refer ASX Announcement 03/06/2026

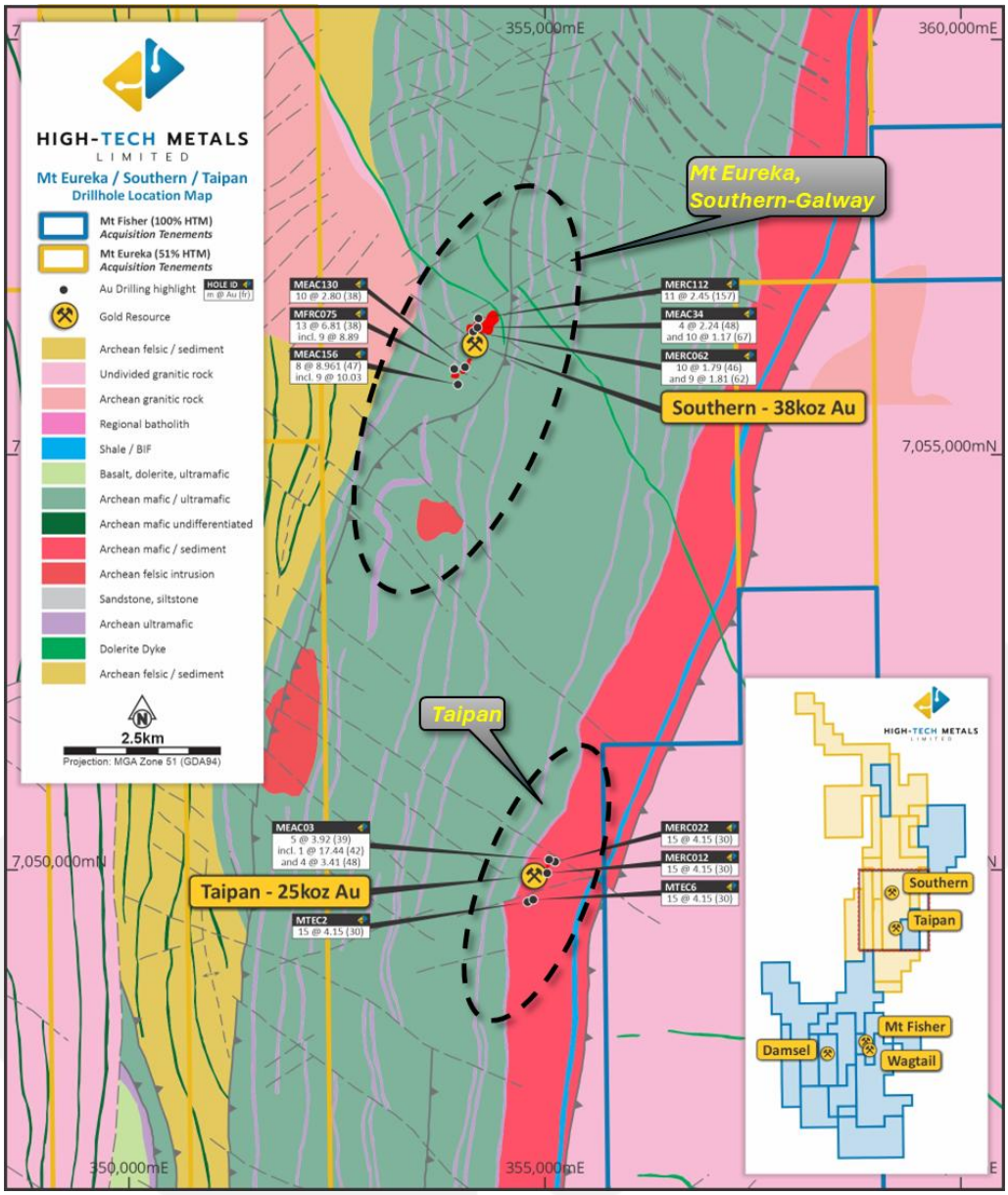

Figure 7: *Mt Eureka, Southern-Galway,-Taipan prospects with significant drilling on interpreted geology.*

DECEMBER QUARTER OUTLOOK

High-Tech enters the December 2026 quarter with an expanded and better-defined Resource base, a renewed Board, the Wagtail Scoping Study nearing completion and a strong cash position.

Key activities during the December quarter are expected to include:

- Commencement of the Phase 2 RC drilling program at Mt Fisher, targeting down-plunge and northern extensions, interpreted higher-grade shoots and Resource conversion
- Completion of the Wagtail Scoping Study, including mine optimisation, metallurgical, geotechnical and permitting workstreams with SSH Mining

- Evaluation of near-term production scenarios, including potential processing of the Mt Fisher stockpiles, and continued assessment of toll-treatment options under the Wiluna Mining MoU
- Review of historical drilling across the Mt Eureka South T1–T4 target areas to prioritise follow-up RC drilling and reconnaissance fieldwork across the broader project area, including the Dam-Damsel trend
- Annual General Meeting on 27 November 2026, including the resolution to change the Company's name to Beyond Discovery Limited.

The Company remains focused on progressing Wagtail toward a potential near-term production opportunity while continuing to build scale across the Mt Fisher–Mt Eureka project area through disciplined exploration and resource growth.

CORPORATE

Cash Position

At the end of the Quarter, the Company held cash of approximately $8.9 million (refer Appendix 5B).

The Company remains well funded to advance Wagtail and Mt Fisher toward production readiness, undertake resource growth drilling and broader brownfields exploration including Dam-Damsel and Mt Eureka, and for general working capital.

Joint Venture and Mining Agreements

The Company continued to work closely with SSH Mining Australia Pty Ltd, a wholly owned subsidiary of SSH Group Ltd (ASX: SSH), under the existing Mining and Profit Share Agreement covering Wagtail.

Under the agreement, SSH is funding and managing the drilling and technical work programs required to advance Wagtail toward a potential development decision, while High-Tech retains ownership of the Project and participates in future project economics through the agreed profit-sharing arrangement. During the Quarter, this included completion of the updated Wagtail MRE and progression of the Scoping Study, mine optimisation, metallurgical testwork and permitting activities.

These arrangements remain consistent with High-Tech's strategy of pursuing capital-efficient development pathways while retaining exposure to project upside.

Post-Quarter Events

On 7 October 2026, the Company announced a transformation of its Board to lead the next phase of growth. Effective 6 October 2026, Mr Cristian Moreno was appointed Executive Director, Mr Patrick Burke was appointed Non-Executive Chairman and Mr Michael McNeilly was appointed Non-Executive Director. Mr Charles Thomas (Non-Executive Chairman) and Mr Tyler Formica (Non-Executive Director) retired from the Board, and Mr Quinton Meyers remains as Non-Executive Director and Company Secretary. The Company will seek shareholder approval at the 2026 Annual General Meeting to issue the incoming directors up to 17.1 million performance rights.

In conjunction with the Board transformation, a Special Crossing of 12,486,837 fully paid ordinary shares (approximately 11.9% of the Company's issued capital) was arranged through Euroz Hartleys Limited between existing shareholders and new and existing long-term supporters of the incoming directors, designed to remove potential share overhang and align the register behind the incoming Board's strategy. No new shares were issued in connection with the Special Crossing, which has no effect on the Company's issued capital or cash position.

On 8 October 2026, the Company announced that it will seek shareholder approval to change its name to Beyond Discovery Limited, with a proposed new ASX code of "BYD" (subject to confirmation by ASX). The new name reflects the Company's refreshed Board and its strategy to move beyond discovery and advance the Mt Fisher and Mt Eureka Gold Projects towards development. The special resolution will be put to shareholders at the Company's Annual General Meeting to be held on Friday, 27 November 2026 at 22 Townshend Road, Subiaco, Western Australia.

HTM ASX Additional Information

ASX Listing Rule 5.3.1 – Mining exploration activities and investment activity expenditure during the Quarter was $790k. Full details of the activity during the quarter are set out in this report.

ASX Listing Rule 5.3.2 – Mining production and development activity expenditure for the Quarter was Nil and there were no substantive mining exploration activities for the Quarter.

ASX Listing Rule 5.3.3 – Tenement Schedule – Refer to Appendix 1 for details of the Company's tenements as of 30 September 2026.

ASX Listing Rule 5.4.5 – Payments to related parties of the Company during the Quarter, as outlined in the Appendix 5B, totalled $105k, comprising administration services ($6k), company secretary fees ($33k), directors' remuneration ($46k) and rent ($20k).

AUTHORISED FOR RELEASE ON THE ASX BY THE COMPANY'S BOARD OF DIRECTORS

For further information:

Cristian Moreno
Executive Director
info@hightechmetals.com.au
+61 08 9388 0051

James Merrillees
Chief Executive Officer
info@hightechmetals.com.au
+61 08 9388 0051

About High-Tech Metals Ltd

High-Tech Metals Ltd (High-Tech, ASX:HTM) is an Australian gold exploration and development company positioned for strong growth through the advancement of a significant gold project portfolio in Western Australia.

The recent acquisition of the Mt Fisher and Mt Eureka Gold Projects represents a transformational step in HTM's evolution. Together, these projects deliver a commanding 1,150 km² landholding in the heart of the prolific Yilgarn Craton, one of the world's premier gold provinces.

The Mt Fisher and Mt Eureka projects are in a proven and mining-friendly jurisdiction, with secure tenure and no known impediments to land access, providing a strong foundation for future development.

Our Goal

HTM's strategy is to rapidly advance near-term production opportunities on existing mining leases to establish early cash flow, creating a self-funded pathway for high-impact exploration targeting world-class gold discoveries across one of Western Australia's last under-explored greenstone belts.

Our Team

HTM is supported by an experienced and respected technical and corporate team with a proven record of discovery and development success.

+61 08 9388 0051

info@hightechmetals.com.au

www.hightechmetals.com.au

22 Townshend Road
Subiaco WA 6008 Australia

Competent Person's Statement

Exploration Results

The information in this report that relates to Exploration Results is based upon and fairly represents information compiled by Mr James Merrillees, a Competent Person who is a Member of the AusIMM. Mr Merrillees is a full-time employee of the Company. Mr Merrillees has sufficient experience that is relevant to the style of mineralisation and type of deposit under consideration and to the activity being undertaken to qualify as a Competent Person as defined in the 2012 Edition of the Australian Code for Reporting of Exploration Results, Mineral Resources and Ore Reserves'. Mr Merrillees consents to the inclusion in the report of the matter based on his information in the form and context in which it appears.

Resource Statement

The information in this release that relates to the Damsel, Taipan and Southern Mineral Resources is based on information compiled by Mr Lynn Widenbar, a Competent Person who is a Member of the Australasian Institute of Mining and Metallurgy. Mr Widenbar is a full-time employee of Widenbar and Associates Pty Ltd. Mr Widenbar has sufficient experience that is relevant to the style of mineralisation and type of deposit under consideration and to the activity that is being undertaken to qualify as a Competent Person as defined in the 2012 Edition of the 'Australasian Code for Reporting of Exploration Results, Minerals Resources and Ore Reserves'. Mr Widenbar consents to the inclusion in the release of the matters based on his information in the form and context that the information appears.

The information in this release that relates to the Mt Fisher Mineral Resource is based on and fairly represents information compiled by Mr Jonathon Abbott, a Competent Person who is a Member of The Australian Institute of Geoscientists. Mr Abbott is a consultant with Matrix Resource Consultants and is independent of High-Tech Metals Limited. Mr Abbott has sufficient experience that is relevant to the style of mineralisation and type of deposit under consideration and to the activity being undertaken to qualify as a Competent Person as defined in the 2012 Edition of the 'Australasian Code for Reporting of Exploration Results, Mineral Resources and Ore Reserves'. Mr Abbott consents to the inclusion in the release of the matters based on his information in the form and context in which it appears.

The information in this release that relates to the Wagtail Mineral Resource is based on and fairly represents information compiled by Ms Jane Coll, a Competent Person who is a Member of The Australian Institute of Geoscientists. Ms Coll is a consultant with Rose Mining Geology Consultants and is independent of High-Tech Metals Limited. Ms Coll has sufficient experience that is relevant to the style of mineralisation and type of deposit under consideration and to the activity being undertaken to qualify as a Competent Person as defined in the 2012 Edition of the 'Australasian Code for Reporting of Exploration Results, Mineral Resources and Ore Reserves'. Ms Coll consents to the inclusion in the release of the matters based on her information in the form and context in which it appears.

ASX LR Statement

High-Tech Metals Ltd confirms that the information in this announcement relating to previously reported Exploration Results and Mineral Resources is extracted from the Company's prior ASX announcements, as referenced herein and listed below:

- *ASX Announcement "TRANSFORMATIONAL ACQUISITION GOLD RESOURCES & MINING LEASES" – 26/02/2025;*
- *ASX Announcement "FREE MILLING GOLD RECOVERIES 97.2% CONFIRMED - AMENDED" – 03/06/2026;*
- *ASX Announcement "Mt Fisher Drilling Returns Multiple High-Grade Gold Results" – 03/07/2026;*
- *ASX Announcement "Mt Fisher Drilling Confirms Mineralisation Beyond Resource" – 20/07/2026;*
- *ASX Announcement "Updated Wagtail Gold MRE Underpins Development Studies" – 29/07/2026;*
- *ASX Announcement "IP Survey Defines Four Gold Targets at Mt Eureka South" – 24/08/2026; and*
- *ASX Announcement "MT FISHER MINERAL RESOURCE INCREASES 47% TO 51,000oz GOLD" – 31/08/2026.*

The Company confirms that it is not aware of any new information or data that materially affects the information included in those original market announcements, and that all material assumptions and technical parameters underpinning the Exploration Results and Mineral Resource Estimates in those announcements continue to apply and have not materially changed.

Forward - Looking Statements

This document may include forward-looking statements. Forward-looking statements include, but are not limited to, statements concerning High-Tech Metals Limited planned exploration program(s) and other statements that are not historical facts. When used in this document, the words such as "could," "plan," "estimate," "expect," "intend," "may", "potential," "should," and similar expressions are forward looking statements.

Table 1: Mt Fisher and Mt Eureka Mineral Resource Estimate

	Classification	Au Cutoff g/t	Volume m3	Tonnes (t)	Au (g/t)	Au koz
Mt Fisher						
Mt Fisher	Open Pit Indicated	0.5		230,000	1.8	13
	Open Pit Inferred	0.5		140,000	1.4	6.3
	Underground Inferred	1.6		280,000	3.0	27
	Stockpile Inferred	0.5		150,000	0.9	4.3
	Total			800,000	2.0	51
Damsel	Indicated	0.5	354,300	726,200	1.87	44
	Inferred	0.5	284,500	678,000	1.43	31
	Total	0.5	638,900	1,404,200	1.66	75
Wagtail	Indicated	0.5		77,500	3.9	9.5
	Inferred	0.5		28,000	3.5	3
	Total	0.5		105,000	3.8	13
Total				2,309,200	1.87	139
Mt Eureka						
Taipan	Inferred	0.5	324,800	640,800	1.21	25
	Total	0.5	324,800	640,800	1.21	25
Southern	Indicated	0.5	211,200	488,400	1.32	21
	Inferred	0.5	172,400	457,600	1.18	17
	Total	0.5	383,500	946,100	1.25	38
Total		0.5	708,300	1,586,900	1.23	63
Total Resource				**3,896,100**	**1.61**	**202**

The Company confirms that it is not aware of any new information or data that materially affects the information included in this announcement and all material assumptions and technical parameters underpinning the Mineral Resource Estimates included in this announcement continue to apply and have not materially changed.

APPENDIX 1 – TENEMENT REGISTER

Part 1 – Canadian Mining Patents

*The process of transferring the Mining Patents, Mining Leases and Mining Licenses of Occupation from Global Energy Metals Corporation to High-Tech Metals Limited is currently underway. However, please be advised that the transfer is subject to the formal process of transfer by the Ministry of Natural Resources and Forestry and reflects the ongoing work involved in the jurisdiction.

Claim No.	PIN	Rights	Registered Owner*
KRL 9381	42180-1491	Surface and mining rights	Global Energy Metals Corporation
KRL 9382	42180-1492	Surface and mining rights	Global Energy Metals Corporation
KRL 9383	42180-1493	Surface and mining rights	Global Energy Metals Corporation
KRL 9385	42180-1476	Surface and mining rights	Global Energy Metals Corporation
KRL 9386	42180-1477	Surface and mining rights	Global Energy Metals Corporation
KRL 9387	42180-1494	Surface and mining rights	Global Energy Metals Corporation
KRL 19096	42180-1823	Mining rights only	Global Energy Metals Corporation
KRL 19097	42180-1823	Mining rights only	Global Energy Metals Corporation
KRL 19107	42180-1828	Mining rights only	Global Energy Metals Corporation
KRL 19108	42180-1828	Mining rights only	Global Energy Metals Corporation
KRL 19109	42180-1829	Mining rights only	Global Energy Metals Corporation
KRL 19110	42180-1829	Mining rights only	Global Energy Metals Corporation
KRL 19111	42180-1811	Mining rights only	Global Energy Metals Corporation
KRL 19112	42180-1810	Mining rights only	Global Energy Metals Corporation
KRL 29054	42180-1495	Mining rights only	Global Energy Metals Corporation
KRL 29055	42180-1495	Mining rights only	Global Energy Metals Corporation
KRL 29058	42180-1960	Mining rights only	Global Energy Metals Corporation
KRL 29059	42180-1845	Mining rights only	Global Energy Metals Corporation
KRL 29060	42180-1845	Mining rights only	Global Energy Metals Corporation
KRL 29061	42180-1837	Mining rights only	Global Energy Metals Corporation
KRL 29062	42180-1836	Mining rights only	Global Energy Metals Corporation
KRL 29063	42180-1844	Mining rights only	Global Energy Metals Corporation
KRL 29064	42180-1844	Mining rights only	Global Energy Metals Corporation
KRL 29065	42180-1835	Mining rights only	Global Energy Metals Corporation

Claim No.	PIN	Rights	Registered Owner*
KRL 29066	42180-1834	Mining rights only	Global Energy Metals Corporation
KRL 29067	42180-1844	Mining rights only	Global Energy Metals Corporation
KRL 29068	42180-1843	Mining rights only	Global Energy Metals Corporation
KRL 29069	42180-1842	Mining rights only	Global Energy Metals Corporation
KRL 29070	42180-1841	Mining rights only	Global Energy Metals Corporation
KRL 29071	42180-1840	Mining rights only	Global Energy Metals Corporation
KRL 29072	42180-1839	Mining rights only	Global Energy Metals Corporation
KRL 29073	42180-1839	Mining rights only	Global Energy Metals Corporation
KRL 29074	42180-1839	Mining rights only	Global Energy Metals Corporation
KRL 29075	42180-1838	Mining rights only	Global Energy Metals Corporation
KRL 29076	42180-1838	Mining rights only	Global Energy Metals Corporation
KRL 30055	42180-1824	Mining rights only	Global Energy Metals Corporation
KRL 30056	42180-1825	Mining rights only	Global Energy Metals Corporation
KRL 30057	42180-1826	Mining rights only	Global Energy Metals Corporation
KRL 30058	42180-1827	Mining rights only	Global Energy Metals Corporation
KRL 31823	42180-1801	Mining rights only	Global Energy Metals Corporation
KRL 31825	42180-1498	Mining rights only	Global Energy Metals Corporation
KRL 31826	42180-1497	Mining rights only	Global Energy Metals Corporation
KRL 31827	42180-1496	Mining rights only	Global Energy Metals Corporation
KRL 31828	42180-1818	Mining rights only	Global Energy Metals Corporation
KRL 31829	42180-1819	Mining rights only	Global Energy Metals Corporation
KRL 33170	42180-1469	Mining rights only	Global Energy Metals Corporation
KRL 33171	42180-1468	Mining rights only	Global Energy Metals Corporation
KRL 33172	42180-1467	Mining rights only	Global Energy Metals Corporation
KRL 33173	42180-1466	Mining rights only	Global Energy Metals Corporation
KRL 33174	42180-1465	Mining rights only	Global Energy Metals Corporation
KRL 33175	42180-1464	Mining rights only	Global Energy Metals Corporation
KRL 33176	42180-1463	Mining rights only	Global Energy Metals Corporation

Claim No.	PIN	Rights	Registered Owner*
KRL 33177	42180-1462	Mining rights only	Global Energy Metals Corporation
KRL 33178	42180-1461	Mining rights only	Global Energy Metals Corporation
KRL 33179	42180-1456	Mining rights only	Global Energy Metals Corporation
KRL 33180	42180-1455	Mining rights only	Global Energy Metals Corporation
KRL 33181	42180-1475	Mining rights only	Global Energy Metals Corporation
KRL 33182	42180-1474	Mining rights only	Global Energy Metals Corporation
KRL 33183	42180-1473	Mining rights only	Global Energy Metals Corporation
KRL 33184	42180-1452	Mining rights only	Global Energy Metals Corporation
KRL 33185	42180-1453	Mining rights only	Global Energy Metals Corporation
KRL 33186	42180-1454	Mining rights only	Global Energy Metals Corporation
KRL 33187	42180-1809	Mining rights only	Global Energy Metals Corporation
KRL 33188	42180-1490	Mining rights only	Global Energy Metals Corporation
KRL 33189	42180-1489	Mining rights only	Global Energy Metals Corporation
KRL 33190	42180-1808	Mining rights only	Global Energy Metals Corporation
KRL 33191	42180-1807	Mining rights only	Global Energy Metals Corporation
KRL 33192	42180-1488	Mining rights only	Global Energy Metals Corporation
KRL 33193	42180-1487	Mining rights only	Global Energy Metals Corporation
KRL 33194	42180-1806	Mining rights only	Global Energy Metals Corporation
KRL 33195	42180-1486	Mining rights only	Global Energy Metals Corporation
KRL 33196	42180-1460	Mining rights only	Global Energy Metals Corporation
KRL 33198	42180-1481	Mining rights only	Global Energy Metals Corporation
KRL 33199	42180-1459	Mining rights only	Global Energy Metals Corporation
KRL 33200	42180-1480	Mining rights only	Global Energy Metals Corporation
KRL 33201	42180-1479	Mining rights only	Global Energy Metals Corporation
KRL 33202	42180-1458	Mining rights only	Global Energy Metals Corporation
KRL 33203	42180-1457	Mining rights only	Global Energy Metals Corporation
KRL 33204	42180-1478	Mining rights only	Global Energy Metals Corporation
KRL 33205	42180-1805	Mining rights only	Global Energy Metals Corporation

Claim No.	PIN	Rights	Registered Owner*
KRL 33206	42180-1804	Mining rights only	Global Energy Metals Corporation
KRL 33207	42180-1485	Mining rights only	Global Energy Metals Corporation
KRL 33208	42180-1803	Mining rights only	Global Energy Metals Corporation
KRL 33209	42180-1484	Mining rights only	Global Energy Metals Corporation
KRL 33210	42180-1802	Mining rights only	Global Energy Metals Corporation
KRL 33211	42180-1483	Mining rights only	Global Energy Metals Corporation
KRL 33212	42180-1482	Mining rights only	Global Energy Metals Corporation
KRL 33270	42180-1472	Mining rights only	Global Energy Metals Corporation
KRL 33271	42180-1471	Mining rights only	Global Energy Metals Corporation
KRL 33280	42180-1451	Mining rights only	Global Energy Metals Corporation
KRL 33281	42180-1450	Mining rights only	Global Energy Metals Corporation
KRL 33282	42180-1449	Mining rights only	Global Energy Metals Corporation
KRL 33283	42180-1448	Mining rights only	Global Energy Metals Corporation
KRL 33284	42180-2217	Mining rights only	Global Energy Metals Corporation
KRL 33328	42180-1852	Mining rights only	Global Energy Metals Corporation
KRL 33329	42180-1851	Mining rights only	Global Energy Metals Corporation
KRL 33330	42180-1850	Mining rights only	Global Energy Metals Corporation
KRL 33331	42180-1849	Mining rights only	Global Energy Metals Corporation
KRL 33332	42180-1848	Mining rights only	Global Energy Metals Corporation
KRL 33333	42180-1847	Mining rights only	Global Energy Metals Corporation
KRL 33342	42180-1435	Mining rights only	Global Energy Metals Corporation
KRL 33343	42180-1434	Mining rights only	Global Energy Metals Corporation
KRL 33344	42180-1433	Mining rights only	Global Energy Metals Corporation
KRL 33345	42180-1432	Mining rights only	Global Energy Metals Corporation
KRL 33381	42180-1436	Mining rights only	Global Energy Metals Corporation
KRL 33382	42180-1437	Mining rights only	Global Energy Metals Corporation
KRL 33416	42180-1817	Mining rights only	Global Energy Metals Corporation
KRL 33419	42180-1816	Mining rights only	Global Energy Metals Corporation

Claim No.	PIN	Rights	Registered Owner*
KRL 33420	42180-1815	Mining rights only	Global Energy Metals Corporation
KRL 33421	42180-1814	Mining rights only	Global Energy Metals Corporation
KRL 33422	42180-1813	Mining rights only	Global Energy Metals Corporation
KRL 33423	42180-1812	Mining rights only	Global Energy Metals Corporation
KRL 36272	42180-1833	Mining rights only	Global Energy Metals Corporation
KRL 36280	42180-1438	Mining rights only	Global Energy Metals Corporation
KRL 36281	42180-1439	Mining rights only	Global Energy Metals Corporation
KRL 36282	42180-1440	Mining rights only	Global Energy Metals Corporation
KRL 36283	42180-1441	Mining rights only	Global Energy Metals Corporation
KRL 36284	42180-1442	Mining rights only	Global Energy Metals Corporation
KRL 36285	42180-1443	Mining rights only	Global Energy Metals Corporation
KRL 36286	42180-1444	Mining rights only	Global Energy Metals Corporation
KRL 36287	42180-1445	Mining rights only	Global Energy Metals Corporation
KRL 36288	42180-1446	Mining rights only	Global Energy Metals Corporation

Part II – Mining Leases

Claim No.	PIN	Rights	Registered Owner*
K31373	42180-1831	All Mining rights only	Global Energy Metals Corporation
K31374	42180-1832	Part Mining rights only	Global Energy Metals Corporation

Part III – Mining Licenses of Occupation

Claim No.	Owner	Rights	Size (ha)	Status
10661	Commerce Capital Inc.	Mining rights only	7.365	Active
12128	Commerce Capital Inc.	Mining rights only	63.054	Active
12246	Commerce Capital Inc.	Mining rights only	56.292	Active
12247	Commerce Capital Inc.	Mining rights only	68.076	Active
12501	Commerce Capital Inc.	Mining rights only	52.103	Active
13150	Commerce Capital Inc.	Mining rights only	60.974	Active

Claim No.	Owner	Rights	Size (ha)	Status
13151	Commerce Capital Inc.	Mining rights only	7.891	Active
13261	Commerce Capital Inc.	Mining rights only	83.798	Active
13283	Commerce Capital Inc.	Mining rights only	25.617	Active
13284	Commerce Capital Inc.	Mining rights only	1.998	Active
13292	Commerce Capital Inc.	Mining rights only	13.197	Active

Part IV – Mining Claims

Claim No.	Owner	Rights	Size (ha)	Status
LEA-108455	HTM Canada Ltd*	Mining rights only	111.5	Active

In the process of being registered as owner.

Part 5 – Australian Tenements*

TENEMENT	STATUS	OWNERSHIP / BENEFICIAL INTEREST	COMMENTS
Mt Fisher Tenement Schedule			
E53/1061	Live	High-Tech Metals Ltd - 100%	Gold Resource
E53/1106	Live	High-Tech Metals Ltd - 100%	
E53/1218	Live	Cannon Resources Pty Ltd (registered holder of tenement) Rox Resources Ltd - 100% beneficial gold rights only	Tenement held by Cannon Resources Pty Ltd
E53/1319	Live	Rox (Mt Fisher) Pty Ltd - 100%*	
E53/1788	Live	High-Tech Metals Ltd - 100%	
E53/1836	Live	High-Tech Metals Ltd - 100%	
E53/2002	Live	High-Tech Metals Ltd - 75% (Earn-in)	Cullen JV Cullen Exploration Pty Ltd will be given 25% when JV forms
E53/2075	Live	High-Tech Metals Ltd - 75% (Earn-in)	Cullen JV Cullen Exploration Pty Ltd will be given 25% when JV forms
E53/2095	Live	High-Tech Metals Ltd - 100%	Cullen JV Cullen Exploration Pty Ltd will be given 25% when JV forms
E53/2102	Live	High-Tech Metals Ltd - 100%	
L53/262	Live	High-Tech Metals Ltd - 100%	Airstrip
M53/0009	Live	High-Tech Metals Ltd - 100%	Gold Resource
M53/0127	Live	High-Tech Metals Ltd - 100%	Gold Resource
E53/2199	Live	High-Tech Metals Ltd - 100%	
E53/2201	Live	High-Tech Metals Ltd - 100%	
E53/2307	Live	High-Tech Metals Ltd - 100%	
E53/2354	Application	Rox (Mt Fisher) Pty Ltd - 75% (Earn-in) *	Cullen JV
E53/2355	Application	Rox (Mt Fisher) Pty Ltd - 75% (Earn- in) *	Cullen JV
E53/2356	Application	Rox (Mt Fisher) Pty Ltd - 75% (Earn- in) *	Cullen JV

TENEMENT	STATUS	OWNERSHIP / BENEFICIAL INTEREST	COMMENTS
Mt Eureka Tenement Schedule			
E53/1209	Live	High-Tech Metals Ltd - 75% (Earn-in)	Cullen JV
E53/1299	Live	High-Tech Metals Ltd - 75% (Earn-in)	Cullen JV Gold Resource
E53/1637	Live	High-Tech Metals Ltd - 75% (Earn-in)	Cullen JV
E53/1893	Live	High-Tech Metals Ltd - 75% (Earn-in)	Cullen JV
E53/1957	Live	High-Tech Metals Ltd - 75% (Earn-in)	Cullen JV
E53/1958	Live	High-Tech Metals Ltd - 75% (Earn-in)	Cullen JV
E53/1959	Live	High-Tech Metals Ltd - 75% (Earn-in)	Cullen JV
E53/1961	Live	High-Tech Metals Ltd - 75% (Earn-in)	Cullen JV
E53/2052	Live	High-Tech Metals Ltd - 75% (Earn-in)	Cullen JV
E53/2063	Live	High-Tech Metals Ltd - 75% (Earn-in)	Cullen JV
E53/2101	Application	Rox Resources Ltd - 75% (Earn-in) *	Cullen JV This application is registered 100% in the name of Cullen Resources Pty Ltd
E53/2358	Application	Rox Resources Ltd - 75% (Earn-in) *	Cullen JV This application is registered 100% in the name of Cullen Resources Pty Ltd

*In the process of being registered as beneficial owner.

Appendix 5B

Mining exploration entity or oil and gas exploration entity quarterly cash flow report

Name of entity

High-Tech Metals Limited

ABN	**Quarter ended ("current quarter")**
68 657 249 995	**30 September 2026**

Consolidated statement of cash flows		**Current quarter $A'000**	**Year to date (3 months) $A'000**
1.	**Cash flows from operating activities**	-	-
1.1	Receipts from customers	-	-
1.2	Payments for	-	-
	(a) exploration & evaluation	-	-
	(b) development	-	-
	(c) production	-	-
	(d) staff costs	(94)	(94)
	(e) administration and corporate costs	(106)	(106)
1.3	Dividends received (see note 3)	-	-
1.4	Interest received	53	53
1.5	Interest and other costs of finance paid	-	-
1.6	Income taxes paid	-	-
1.7	Research and development refunds	-	-
1.8	Other (provide details if material)	-	-
1.9	**Net cash from / (used in) operating activities**	**(147)**	**(147)**

2.	**Cash flows from investing activities**		
2.1	Payments to acquire or for:		
	(a) entities	-	-
	(b) tenements (see item 10)	-	-
	(c) property, plant and equipment	-	-
	(d) exploration & evaluation	(790)	(790)
	(e) investments	-	-
	(f) other non-current assets	-	-

Consolidated statement of cash flows		Current quarter $A'000	Year to date (3 months) $A'000
2.2	Proceeds from the disposal of:	-	-
	(a) entities	-	-
	(b) tenements(see item 10)	-	-
	(c) property, plant and equipment	-	-
	(d) investments	-	-
	(e) other non-current assets	-	-
2.3	Cash flows from loans to other entities	-	-
2.4	Dividends received (see note 3)	-	-
2.5	Other (provide details if material)	-	-
2.6	**Net cash from / (used in) investing activities**	**(790)**	**(790)**

3.	**Cash flows from financing activities**	-	-
3.1	Proceeds from issues of shares	-	-
3.2	Proceeds from issue of convertible notes	-	-
3.3	Proceeds from exercise of share options	-	-
3.4	Transaction costs related to issues of shares, convertible notes or options	-	-
3.5	Proceeds from borrowings	-	-
3.6	Repayment of borrowings	-	-
3.7	Transaction costs related to loans and borrowings	-	-
3.8	Dividends paid	-	-
3.9	Other (provide details if material)	-	-
3.10	**Net cash from / (used in) financing activities**	**-**	**-**

4.	**Net increase / (decrease) in cash and cash equivalents for the period**		
4.1	Cash and cash equivalents at beginning of period	9,821	9,821
4.2	Net cash from / (used in) operating activities (item 1.9 above)	(147)	(147)
4.3	Net cash from / (used in) investing activities (item 2.6 above)	(790)	(790)
4.4	Net cash from / (used in) financing activities (item 3.10 above)	-	-

Consolidated statement of cash flows		Current quarter $A'000	Year to date (3 months) $A'000
4.5	Effect of movement in exchange rates on cash held	(1)	(1)
4.6	**Cash and cash equivalents at end of period**	**8,883**	**8,883**

5.	**Reconciliation of cash and cash equivalents** at the end of the quarter (as shown in the consolidated statement of cash flows) to the related items in the accounts	**Current quarter $A'000**	**Previous quarter $A'000**
5.1	Bank balances	8,843	9,781
5.2	Call deposits	40	40
5.3	Bank overdrafts	-	-
5.4	Other (provide details)	-	-
5.5	**Cash and cash equivalents at end of quarter (should equal item 4.6 above)**	**8,883**	**9,821**

6.	**Payments to related parties of the entity and their associates**	**Current quarter $A'000**
6.1	Aggregate amount of payments to related parties and their associates included in item 1: directors' remuneration (fees and superannuation), Company Secretary Services and office rent.	105
6.2	Aggregate amount of payments to related parties and their associates included in item 2	-

Note: if any amounts are shown in items 6.1 or 6.2, your quarterly activity report must include a description of, and an explanation for, such payments.

7.	**Financing facilities** *Note: the term "facility' includes all forms of financing arrangements available to the entity.* *Add notes as necessary for an understanding of the sources of finance available to the entity.*	**Total facility amount at quarter end $A'000**	**Amount drawn at quarter end $A'000**
7.1	Loan facilities	-	-
7.2	Credit standby arrangements	-	-
7.3	Other (please specify)	-	-
7.4	**Total financing facilities**	-	-
7.5	**Unused financing facilities available at quarter end**		-
7.6	Include in the box below a description of each facility above, including the lender, interest rate, maturity date and whether it is secured or unsecured. If any additional financing facilities have been entered into or are proposed to be entered into after quarter end, include a note providing details of those facilities as well.		
	N/A		

8.	Estimated cash available for future operating activities	$A'000
8.1	Net cash from / (used in) operating activities (item 1.9)	(147)
8.2	(Payments for exploration & evaluation classified as investing activities) (item 2.1(d))	(790)
8.3	Total relevant outgoings (item 8.1 + item 8.2)	(937)
8.4	Cash and cash equivalents at quarter end (item 4.6)	8,883
8.5	Unused finance facilities available at quarter end (item 7.5)	-
8.6	Total available funding (item 8.4 + item 8.5)	8,883
8.7	**Estimated quarters of funding available (item 8.6 divided by item 8.3)**	9.48

Note: if the entity has reported positive relevant outgoings (ie a net cash inflow) in item 8.3, answer item 8.7 as "N/A". Otherwise, a figure for the estimated quarters of funding available must be included in item 8.7.

8.8 If item 8.7 is less than 2 quarters, please provide answers to the following questions:

8.8.1 Does the entity expect that it will continue to have the current level of net operating cash flows for the time being and, if not, why not?

Answer: N/A

8.8.2 Has the entity taken any steps, or does it propose to take any steps, to raise further cash to fund its operations and, if so, what are those steps and how likely does it believe that they will be successful?

Answer: N/A

8.8.3 Does the entity expect to be able to continue its operations and to meet its business objectives and, if so, on what basis?

Answer: N/A

Note: where item 8.7 is less than 2 quarters, all of questions 8.8.1, 8.8.2 and 8.8.3 above must be answered.

Compliance statement

1 This statement has been prepared in accordance with accounting standards and policies which comply with Listing Rule 19.11A.

2 This statement gives a true and fair view of the matters disclosed.

Date: .....28/10/2026.....

Authorised by: The Board of Directors, High-Tech Metals Limited
(Name of body or officer authorising release – see note 4)

Notes

1. This quarterly cash flow report and the accompanying activity report provide a basis for informing the market about the entity's activities for the past quarter, how they have been financed and the effect this has had on its cash position. An entity that wishes to disclose additional information over and above the minimum required under the Listing Rules is encouraged to do so.

2. If this quarterly cash flow report has been prepared in accordance with Australian Accounting Standards, the definitions in, and provisions of, *AASB 6: Exploration for and Evaluation of Mineral Resources* and *AASB 107: Statement of Cash Flows* apply to this report. If this quarterly cash flow report has been prepared in accordance with other accounting standards agreed by ASX pursuant to Listing Rule 19.11A, the corresponding equivalent standards apply to this report.

3. Dividends received may be classified either as cash flows from operating activities or cash flows from investing activities, depending on the accounting policy of the entity.

4. If this report has been authorised for release to the market by your board of directors, you can insert here: "By the board". If it has been authorised for release to the market by a committee of your board of directors, you can insert here: "By the [*name of board committee – eg Audit and Risk Committee*]". If it has been authorised for release to the market by a disclosure committee, you can insert here: "By the Disclosure Committee".

5. If this report has been authorised for release to the market by your board of directors and you wish to hold yourself out as complying with recommendation 4.2 of the ASX Corporate Governance Council's *Corporate Governance Principles and Recommendations*, the board should have received a declaration from its CEO and CFO that, in their opinion, the financial records of the entity have been properly maintained, that this report complies with the appropriate accounting standards and gives a true and fair view of the cash flows of the entity, and that their opinion has been formed on the basis of a sound system of risk management and internal control which is operating effectively.