European Investor Presentation

October / November 2026

Disclaimer

This presentation has been prepared by St Barbara Limited ("**Company**"). The material contained in this presentation is summary information for general information purposes only. This presentation is not investment advice, nor is it an offer or invitation for subscription or purchase of, or a recommendation in relation to, securities in the Company and neither this presentation nor anything contained in it shall form the basis of any contract or commitment.

This presentation contains forward-looking statements that are subject to risk factors associated with exploring for, developing, mining, processing, the sale of gold, trading markets and completion of acquisitions. Forward-looking statements include those containing such words as anticipate, estimates, forecasts, should, will, expects, plans, production guidance or similar expressions. Such forward-looking statements are not guarantees of future performance and involve known and unknown risks, uncertainties, assumptions and other important factors, many of which are beyond the control of the Company, and which could cause actual results or trends to differ materially from those expressed in this presentation. Actual results may vary from the information in this presentation. The Company does not make, and this presentation should not be relied upon, any representation or warranty as to the accuracy, or reasonableness, of such statements or assumptions. Investors are cautioned not to place undue reliance on such statements. The statements, opinions, and estimates in this presentation are subject to change without notice and may be subject to rounding, as are statements about market and industry data, projections and guidance estimates. The Company undertakes no obligation to update publicly or release any revisions to these forward-looking statements.

This presentation has been prepared by the Company as a summary based on information available to it, including information from third parties, and has not been independently verified. No representation or warranty is made as to the accuracy, completeness or reliability of the information. To the maximum extent permitted by law, neither the Company, their directors, employees or agents, advisers, nor any other person accepts any liability, including, without limitation, any liability arising from fault or negligence on the part of any of them or any other person, for any loss arising from the use of this presentation or its contents or otherwise arising in connection with it.

Non-IFRS Measures: The Company's results are reported under the International Financial Reporting Standards ("IFRS"). This presentation includes certain non-IFRS financial measures, including cash operating costs, to provide a greater understanding of the Company operations. These measures:

- may be calculated differently by other companies and should not be used for comparison; and
- should be used in addition to, and not as a replacement for measures prepared in accordance with IFRS.

Financial figures are in Australian dollars unless otherwise noted. Financial year is 1 July to 30 June. This presentation is not audited.

Australian Securities Exchange (ASX) Listing code "SBM"

Disclaimer

JORC Code

It is a requirement of the ASX Listing Rules that the reporting of exploration results and mineral resources in Australia comply with the 2012 edition of the Joint Ore Reserves Committee's Australasian Code for Reporting of Exploration Results, Mineral Resources and Ore Reserves (**JORC Code**). Investors outside Australia should note that while mineral resource estimates of St Barbara in this Presentation comply with the JORC Code (such JORC Code mineral resources being **Mineral Resources**), they may not comply with the relevant guidelines in other countries and, in particular, do not comply with (i) National Instrument 43-101 (Standards of Disclosure for Mineral Projects) of the Canadian Securities Administrators (the **Canadian NI 43-101 Standards**); or (ii) Item 1300 of Regulation SK, which governs disclosures of mineral reserves in registration statements filed with the SEC. Information contained in this Presentation describing mineral deposits may not be comparable to similar information made public by companies subject to the reporting and disclosure requirements of Canadian or US securities laws. You should not assume that quantities reported as "resources" will be converted to reserves under the JORC Code or any other reporting regime or that St Barbara will be able to legally and economically extract them.

JORC Compliance statement

The information in this presentation that relates to New Simberi's Mineral Resources and Ore Reserves is extracted from the report titled *'Q3 March FY26 Quarterly Report'* released to the ASX on 29 April 2026. Atlantic's Mineral Resources is extracted from the report titled '*15-Mile Processing Hub Mineral Resources Estimate Increases 24% to 2.5 Moz*' released to the ASX on 28 July 2026 and Ore Reserves is extracted from the report titled '*15-Mile Processing Hub Project PFS Updated*' released to the ASX on 28 September 2026. These reports are available to view at www.stbarbara.com.au and www.asx.com.au, and for which Competent Persons' consents were obtained. St Barbara confirms that it is not aware of any new information or data that materially affects the information included in the Original Reports and that all material assumptions and technical parameters underpinning the Mineral Resources and Ore Reserves estimates in the Original Reports continue to apply and have not materially changed. St Barbara confirms that the form and context in which the Competent Person's findings are presented have not been materially modified from the Original Reports and that each Competent Person's consent remains in place for subsequent releases by St Barbara of the same information in the same form and context, until the consent is withdrawn or replaced by a subsequent report and accompany consent.

01

Corporate Overview

Corporate Summary

Capital Structure

Shares on issue (ASX: SBM)	1,226.1M
Performance rights	69.5M
Share price[1]	A$0.79
Market capitalisation[1]	A$963M
Cash[2]	A$416M
Debt	Nil
Hedging	Nil
Equity investment in Geopacific Resources (ASX:GPR) – 14.3%[1]	A$11M

Shareholders[3]

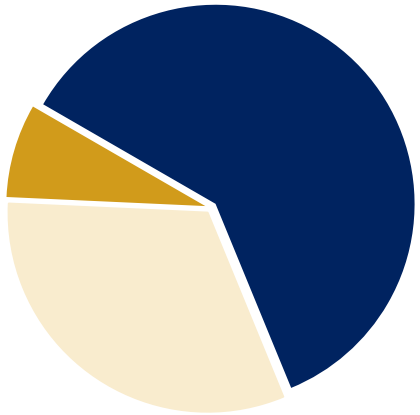

- Institutional (60%)
- Retail (32%)
- Other (8%)

Substantial Shareholders
- Paradice (6.9%)
- Vanguard (5.7%)
- Baker Steel (5.2%)

Broker Coverage

ARGONAUT

MACQUARIE

ORD MINNETT

PETRA CAPITAL

Note: 1. Based on ASX closing prices as at 26 October 2026; 2. Unaudited cash balance as at 30 September 2026, includes restricted cash of A$82 million for the Atlantic rehabilitation bond at AUD/CAD of 0.97; 3. As at 15 September 2026.

Simberi Sale Transaction Summary

St Barbara to divest its remaining 40% interest in the New Simberi Gold Project to Lingbao Gold for A$453m cash PLUS royalties

TOTAL CONSIDERATION
A$453 million cash PLUS royalties

- A$410m cash payment on completion
- A$43m repayment of St Barbara's share of funding to New Simberi between April and signing
- 2.75% NSR on gold and silver from New Simberi and 1.5% NSR on the Tabar Islands ELs

TRANSACTION STRUCTURE
40% sale of New Simberi

- Sale of St Barbara's remaining 50% of Tabar Island Holdings (joint owned entity owning 80% of New Simberi and 100% of Tabar Islands ELs)
- St Barbara's share of ongoing cash calls related to New Simberi to be funded by Lingbao from signing to completion

ROYALTY PORTFOLIO
2.75% & 1.5% NSR

- 2.75% NSR on 100% future gold and silver production from New Simberi
- 1.5% NSR on all future minerals from Tabar Island Exploration Licenses
- Both royalties guaranteed by Lingbao listed entity

FULLY FRANKED DIVIDENDS
A$0.13 per share

- Board will consider declaring a special A$0.13 per share fully franked dividend at completion
- This would be in addition to the fully franked dividend of A$0.05 per share paid on 16 October
- Board has also reconfirmed that an on-market share buy-back of up to 100m shares is being considered

CONDITIONS PRECEDENT
Regulatory & shareholder

- PRC and PNG regulatory approvals
- SBM shareholder approval where required
- Lingbao shareholder approval
- No material adverse event

TIMING
March Quarter FY27

- Completion targeted for Q3 March FY27
- Post-completion: royalty portfolio strategic review

Note: Refer to ASX announcement on 10 September 2026 titled "*St Barbara to Sell Simberi Interest to Lingbao*"

St Barbara management team

Andrew Strelein

Managing Director & CEO

Managing Director & CEO since July 2023.

Highly experienced mining executive with extensive global experience in leadership roles across a number of mining jurisdictions including Australia, Indonesia, Africa and North America with Newmont, Euronimba and earlier with Normandy.

Extensive experience in incorporated and unincorporated joint ventures including KCGM, Boddington, Euronimba, gold refineries and power stations.

Sara Prendergast

Chief Financial Officer

Chief Financial Officer since September 2023.

Over 20 years' finance experience in multinational listed mining companies across a range of commodities including Nickel, Gold, Copper, Uranium and Zinc with Gold Fields, Minara Resources, Xstrata, BHP Billiton, Glencore, Downer, and Orica.

Phil Stephenson

Operations Advisor

Operations Advisor since February 2025.

Extensive global mining experience, including PNG (Lihir and Porgera), Australia, Indonesia and North America, in senior management and executive leadership roles with Newcrest, Newmont, Barrick and Placer Dome.

Experience with joint ventures including KCGM.



Brett Ascott

EGM Projects & Technical Support

EGM Projects and Technical Support since July 2023.

Over 30 years of industry experience across Australia, Indonesia and West Africa in senior technical management roles covering geology, geotechnical engineering, mining engineering, business and strategic planning, project management, studies and business development.

Kylie Panckhurst

General Counsel & Company Secretary

General Counsel and Company Secretary since September 2023.

Over 15 years' experience as a corporate and commercial lawyer across various industries. Executed transactions and supported projects in Africa, the Americas, Asia-Pacific and Europe for both public and private sector clients.

Roger Mustard

EGM Exploration

EGM Exploration since July 2023.

Over 30 years of gold exploration experience across Asia-Pacific and North America in technical and senior technical management roles with Dominion Mining, Ross Mining, Auzex Resources and Oceana Gold Corporation.

David Cotterell

GM Business Development & Investor Relations

GM Business Development and Investor Relations since July 2023.

25 years' mining and global financial markets experience across geology, equities research, investor relations and business development.

02

Capital Management outlook

Pro forma cash position

Cash build up (A$m)

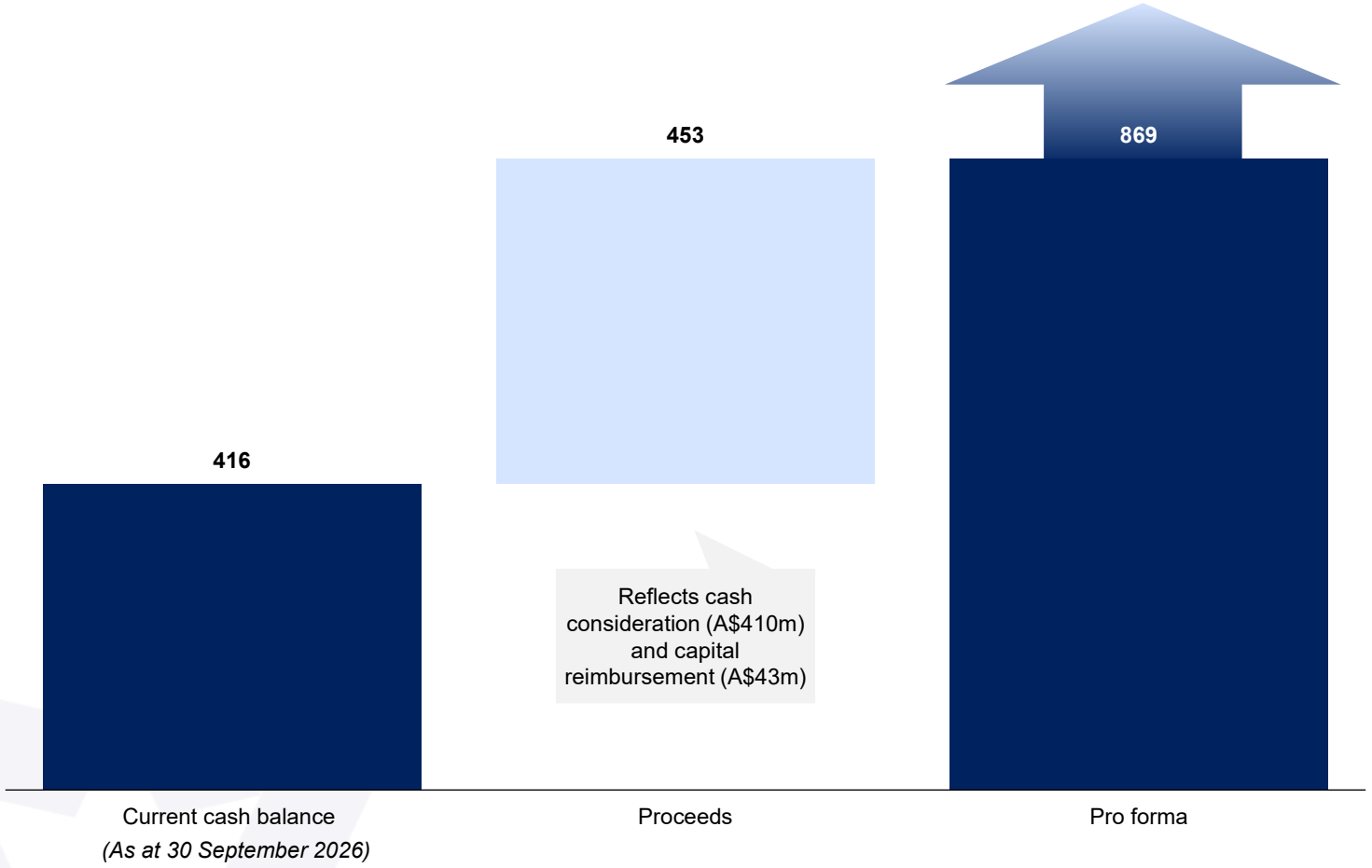

Key takeaways

- St Barbara to receive A$410m in upfront cash from Lingbao and A$43m capital reimbursement from expenditure on the New Simberi Gold Project from April until signing
  - As at 31 August this was A$43m
- Existing cash balance of A$416m to result in pro-forma cash balance of A$869m[1]
- Potential for more cash realisation following royalty portfolio strategic review

Refer to ASX announcement on 10 September 2026 titled "*Remaining New Simberi Interest to be sold to Lingbao*" 1. Includes unaudited cash balance (including restricted cash) as at 30 September 2026 of A$416m, cash proceeds from the transaction (A$410m) and loan repayments from Lingbao (A$43m). Excludes listed investments.

Fully Franked Dividends

- Following the transaction, St Barbara is considering full distribution of franking credits with total of A$221m to shareholders, consisting of

1) A$0.05 per share dividend paid on 16 October

2) Fully franked dividend of A$0.13 per share to be considered following completion of the transaction

Potential share buy-back of up to 100m shares on issue being considered by the Board

Fully franked dividend payment capacity (A$m)

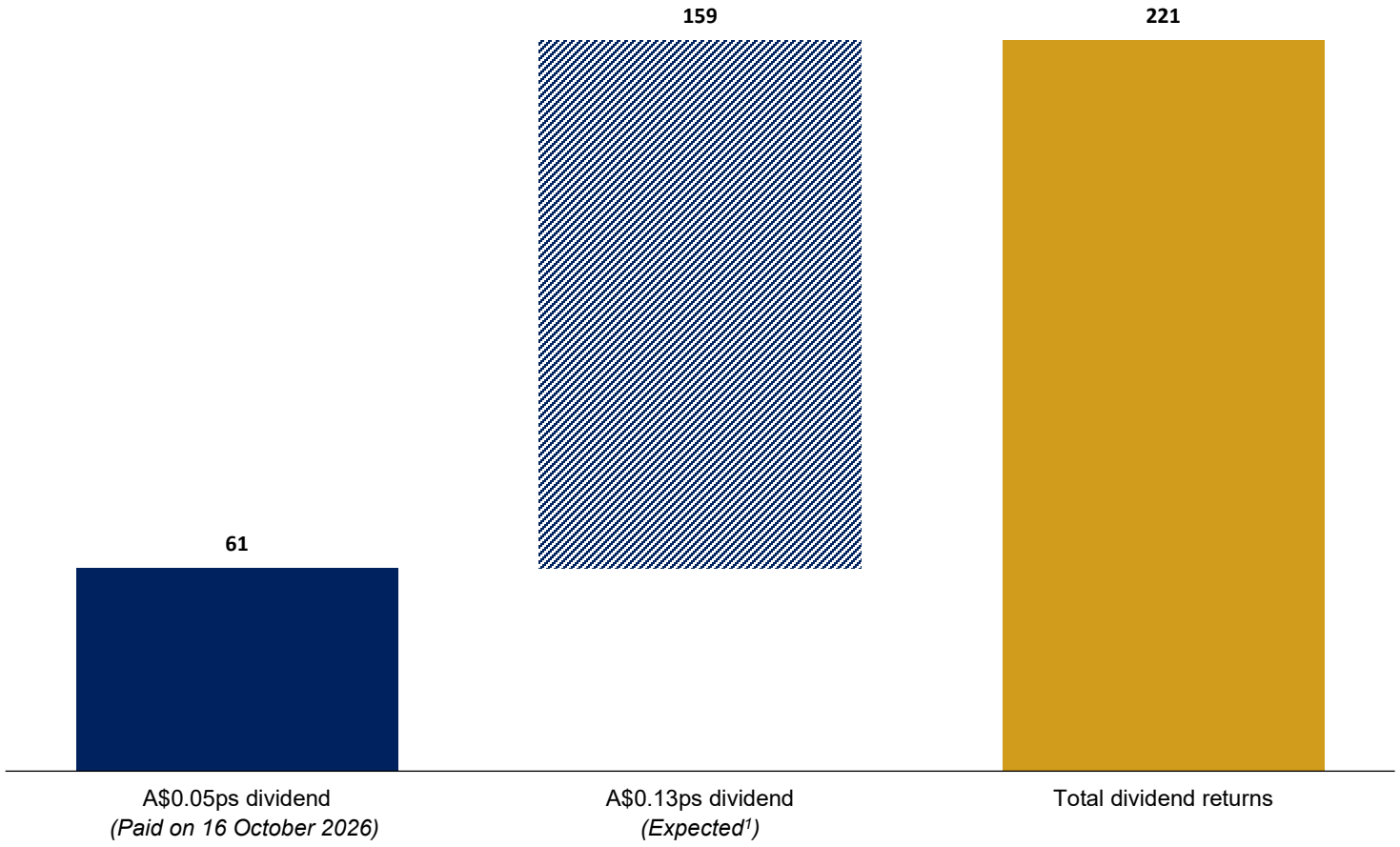

Notes. 1,226 million shares on issues as at 30 September 2026. 1. Fully franked dividend to be considered by the St Barbara Board following completion of the transaction

03

Business overview

Overview of Nova Scotia Projects

Integrated Operation with 15-Mile Processing Hub Project

Nova Scotia Projects comprise:

Touquoy Restart:

1

- To produce gold from the processing of existing stockpiles through the existing Touquoy processing plant

15-Mile Mine:

2a

- Four simple low strip ratio open pits (Egerton-Maclean, Plenty, Hudson & 149) providing baseline feed to the relocated Touquoy mill

Old Mitchell Mine:

2b

- Redesigned as a satellite deposit with ore mining and haulage ~72 km to 15-Mile commencing in year 3

Old Austen Mine:

2c

- Low capital, satellite deposit introduced in year 4 of the mine plan with ore mining and haulage ~64 km to 15-Mile

Nova Scotia management team and key personnel

Strong management team, with key personnel having years of experience in the region

Craig Hudson P. Eng

Executive Vice President, Atlantic

Appointed EVP Atlantic in May 2026. Formerly GM Atlantic Projects from 2024.

Initial appointment with Atlantic Gold in 2017 to lead construction and commissioning of Touquoy.

Over 15 years experience in gold mining sector, both internationally and in Canada. Experience with Barrick, Newmont and Ausenco specialising on project studies, consulting, commissioning and operations.

Andrew Taylor P. Eng

Vice President Operations

Appointed VP Atlantic Operations in late 2023. Formerly GM Operations from 2021 after stint as Manager Processing at Touquoy.

Over 20 years of experience in the Canadian Mining Sector including with Inco/Vale in a variety of engineering, metallurgical and supervisory roles.

Dustin O'Leary

Manager Business Development

Appointed Manager Business Development in 2025. Formerly Manager Communications and leading government engagement.

Over 20 years of experience government engagement, marketing and communications.

Previously worked for the Halifax Regional Municipality as Promotions and Research Coordinator for 8 years. Awarded Queens Platinum Jubilee Medal for service to the Province of Nova Scotia.

Jennifer Adshade

Manager Community and First Nations

Appointed Community & Indigenous Engagement Manager. Formerly with Atlantic in other senior permitting / engagement since roles 2018.

Has worked as an Environmental Professional for over 15 years in Canada.

Melissa Nicholson

Environment Manager

Appointed Environment Manager in 2022. With Atlantic since 2018.

13 years of environmental Contaminated Sites Assessment and Remediation experience as a 3rd party consultant.

7 years of experience in the Canadian gold mining sector

Adam Guignard

Manager - Processing

Appointed Manager Processing in 2021 and presently overseeing Touquoy since closure. Initial appointment with Atlantic Gold in 2017 to lead commissioning of Touquoy.

17 years of experience in the Canadian gold mining sector. Worked at seven different gold mines; commissioned five gold processing plants, including two as the lead and one as the signing authority.

Project status

Following the New Simberi sale, St Barbara will be a Nova Scotia focused developer, with near term production at Touquoy Restart while progressing development activities at the 15-Mile Processing Hub

Touquoy Restart

Touquoy Restart PFS completed

Operating cash flow at US$4,000/oz anticipated at C$118m with 38koz gold production over a 13-month operation

Touquoy Restart permits approved

Nova Scotia Environment and Climate Change approved amendments to Industrial Approval permit conditions

15-Mile

15-Mile Processing Hub Project updated PFS completed

Long-term average gold production >100kozpa across an 13+ year mine life

Exploration pipeline bolstered

Pipeline strengthened via regional EL acquisitions and prioritisation of key exploration targets

Upcoming Milestones

Following the New Simberi sale, St Barbara will be a Nova Scotia focused developer, with near term production at Touquoy Restart while progressing development activities at the 15-Mile Processing Hub

Touquoy Restart

Q4 CY26

Touquoy Restart production

Restart of ore processing at the Touquoy plant by end of calendar year 2026 — first ore, first cash flow from restart, and validation of the low-capital project

15-Mile

IAAC determination

15-Mile is expected to receive the Section 16 determination under the Impact Assessment Act, removing the requirement for a parallel federal impact assessment

FY27

15-Mile Processing Hub Project FS and FID

Feasibility Study completion targeted for March quarter 2027, with FID in June 2027

Submission of Environmental and Social Impact Assessment trigger documents over FY26/27 in parallel with Feasibility Study

Nova Scotia Projects Timeline

15-Mile Processing Hub FID targeted by end of FY27, with production targeted to commence in FY30

Touquoy Restart	FY 2027		FY 2028		FY 2029		FY 2030	
	Dec	Jun	Dec	Jun	Dec	Jun	Dec	Jun
Re-commissioning mill and construction of in-pit tailings								
Touquoy production								
15-Mile Processing Hub								
Environmental Impact Assessment[1]								
Pre-Feasibility Study Update (complete)								
Feasibility Study								
Final Investment Decision								
Industrial Approval & Other permits								
Detailed Engineering								
Site construction Works								
Commissioning/ Operations								

The above dates are indicative only and the Company reserves the right to vary the timeline at any time without notice, subject to the ASX Listing Rules and the Corporations Act and other applicable laws.

Note: 1. Assumes consolidated Environmental Impact Assessment for 15-Mile, Old Austen Mine and Old Mitchell Mine

Updated PFS Highlights

Updated PFS delivers a larger Ore Reserve, longer mine life and materially enhanced economics versus the January 2026 study

1.44 Moz	13 years	1,377 koz	1,098 US$/oz	1,705 A$m	81.6 %
ORE RESERVES +17%	MINE LIFE	LOM GOLD PRODUCED	LOM AISC	POST-TAX NPV5	POST-TAX IRR

Bigger, longer-life orebody

- Ore Reserves up 17% to 1.44 Moz of contained gold
- Mine life extended to 13 years on Proven & Probable Reserves only
- Underpinned by an updated 2.5 Moz Mineral Resource

Enhanced, low-cost production

- LOM gold production up 203 koz to 1,377 koz recovered
- Above 120 koz per annum in FY31 and FY32; 106 koz pa average
- LOM AISC of US$1,098/oz on a low 2.8:1 strip ratio

Compelling economics

- Post-tax NPV_5 of A$1,705m and 81.6% IRR at US$3,000/oz gold
- Post-tax NPV_5 of A$2,721 million and IRR of 121.4% at US$4,000/oz gold
- ~21% NPV uplift versus the January 2026 PFS
- De-risked initial capital of C$289m (A$315m)
- Feasibility Study accelerated to Q3 March FY27; FID targeted Q4 June FY27

Source: ASX release on 28 September 2026 titled "*15-Mile Processing Hub Project PFS Updated*",. Economics are post-tax at a gold price of US$3,000/oz and C$1.00 = US$0.71 / A$1.09; initial capital to +/-25% AACE Class 4 accuracy.

Nova Scotia Projects – Touquoy Restart and 15-Mile Hub

Nova Scotia Projects Production vs AISC[1]

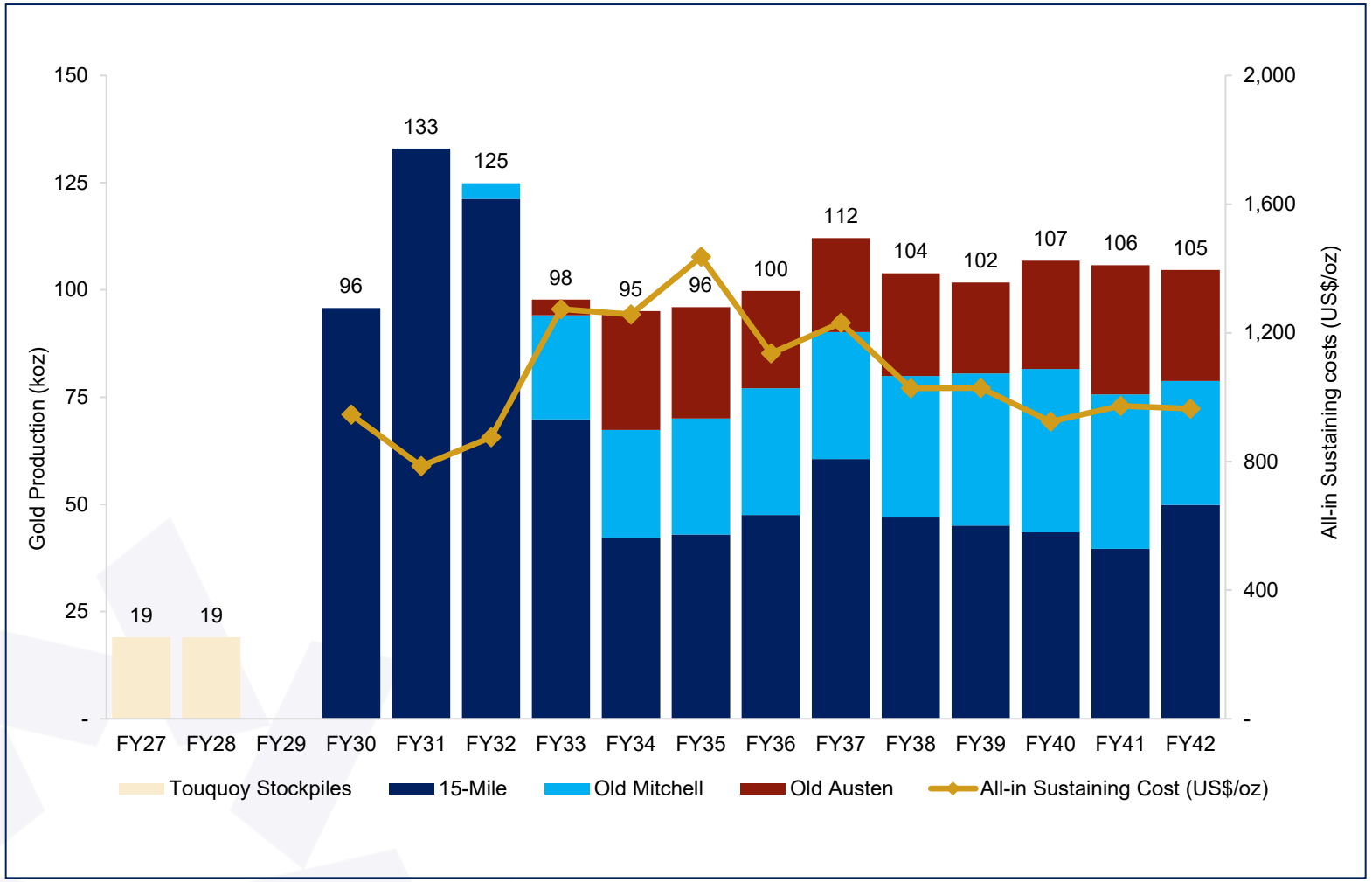

Growth and Initial Capital (US$m)[1]

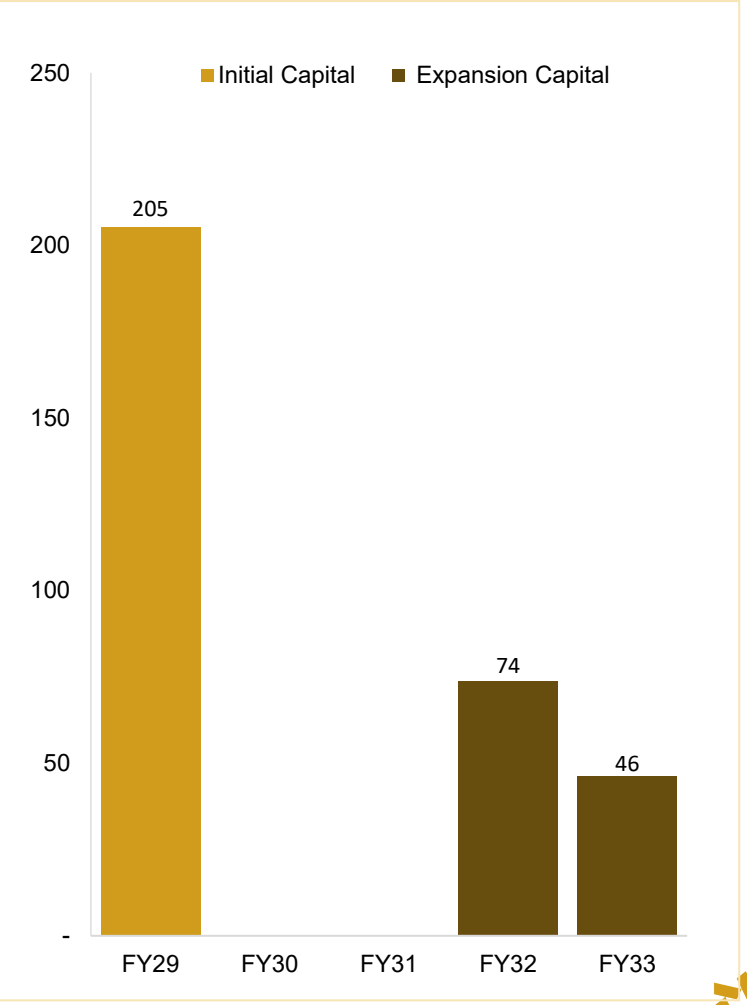

Note: 1. Refer to ASX announcement on 28 September 2026 titled *"15-Mile Processing Hub Project PFS Updated"*; 15-Mile Processing Hub Pre-Feasibility Study uses US$3,000 gold price and CAD/USD of 0.71

Touquoy Restart Project Overview

Project Details[1]

- Touquoy Restart Study results[1] outlined a near-term, low capital and low-cost restart
  - Initial capital of C$11.4m
  - Estimated gold production of 38koz over a 13-month period
  - Average All-in Sustaining Cost of US$1,598/oz
- Touquoy Restart opportunity provides near-term additional upside for Atlantic with minimal capital spend
- On 13 April 2026, the NSECC approved amendments to the Industrial Approval permit conditions for the Touquoy Restart
- On 24 April FID was approved and two major contracts signed
- Preparation for the in-pit tailings deposition system is underway and material movement activities have already commenced on the ore and waste stockpiles
- Touquoy Restart is anticipated to recommence ore processing by the end of calendar year 2026

Project Highlights

38 koz
RECOVERED GOLD

88%
GOLD RECOVERY

US$1,598/oz
Avg. AISC

Key Metrics

Processing life	1.1 years
Total Mill Feed Tonnes	3.0 Mt
Average Mill Feed Gold Grade	0.4 g/t
Total Contained Gold	43 koz
Total Recovered Gold	38 koz
Average Gold Recovery	88%
Cash cost	US$1,430 – 1,630/oz
AISC	US$1,500 – 1,700/oz
Project Initial capex	US$7-9m

1. Refer to ASX announcement on 20 April 2026 titled "*Updated Group Production and Cost Outlook*"

15-Mile Processing Hub Project Overview

Project Details[1]

- The Updated PFS leverages the PFS completed in January 2026 with updated resource models and associated changes to mine design, pit sequencing, stockpiles and other infrastructure
- The updated PFS confirmed project with production over 100kozpa across a 13 year mine life
  - 15-Mile Mine contains 4 open pits with Ore Reserves of 860koz
  - Old Mitchell Mine contains 1 open pit with Ore Reserves of 340koz
  - Old Austen Mine contains 1 open pit with Ore Reserves of 240koz
- Gold is free-milling with high recovery from conventional gravity & Carbon-in-Leach (CIL) methods at relatively coarse grind size
- Processing Hub includes 3 stage crushing, ball mill, gravity, CIL, cyanide detox with conventional tailings
  - Reuses the majority of the Touquoy Process Plant
- Project phases include 1) 1 year construction, 2) 13 years operation
- Mineral Resources Estimate now expanded by 24% to 2.5Moz Au
- Ore Reserves increased by 17% to 1.4 Moz following incorporation of expanded Mineral Resources Estimate

Key Metrics

Total waste mined	109.2 Mt
Average Strip Ratio	2.82 w:o
Operational years	FY30 – FY42
Total Mill Feed	38.7 Mt
Average Mill Feed Grade	1.16 g/t
Average Gold Recovery	95.8%
Total contained gold	1.4 Moz
Mining costs	C$18.0/t milled
Mining Feed Transport	C$5.1/t milled
Processing costs	C$10.6/t milled
G&A costs	C$5.6/t milled
Initial capex	C$289m
Sustaining capex LOM	C$234m

Note: 1. Refer to ASX announcement on 28 September 2026 titled *"15-Mile Processing Hub Project PFS Updated";* 15-Mile Processing Hub Pre-Feasibility Study uses US$3,000 gold price and CAD/USD of 0.71

Nova Scotia Exploration – 15-Mile Processing Hub Exploration Pipeline

15-Mile Processing Hub Exploration Pipeline, Nova Scotia, Canada

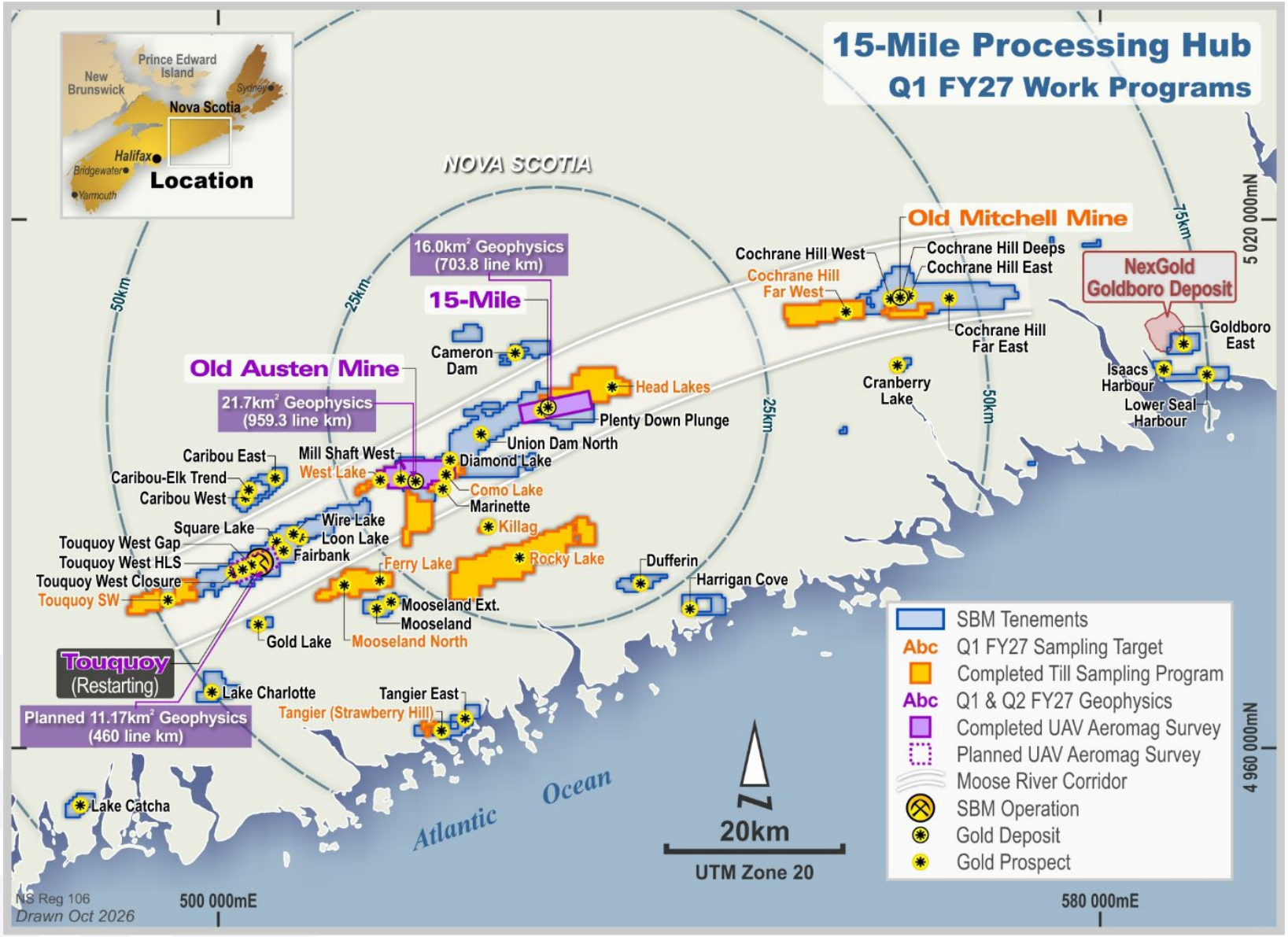

- 46 exploration targets within 75 km of the proposed 15-Mile Processing Hub Project ranging from:
  - Stage A (conceptual target)
  - Stage B1 (drill target)
  - Stage B2 (advance drill target)
  - Stage C (resource definition)
  - Stage D (Feasibility Study level) and
  - Stage E (Mining Operation)
- Q1 FY27 work programs:
  - surface sampling, and
  - geophysical surveys or re-processing / 3D modelling

Nova Scotia Exploration - 15-Mile Processing Hub Exploration Pipeline

46 exploration targets within 75 km of the proposed 15-Mile Processing Hub Project

Stage A	Stage B1	Stage B2	Stage C	Stage D	Stage E
Conceptual Target	Drill Target	Advanced Drill Target	Resource Definition	Feasibility	Mining Operation
Touquoy SW ✚ West Lake ✚ Head Lakes ✚ Gold Lake ✚ Tangier East ✚ Rocky Lake ✚ Killag ✚ Ferry Lake ✚ Mooseland North ✚ Mooseland Extension Cochrane Hill Far West ✚ Cochrane Hill Far East Lake Charlotte Loon Lake Square Lake Marinette	Como Lake ✚ Harrigan Cove ✚ Tangier (Strawberry Hill) ✚ Isaacs Harbour ● Lower Seal Harbour ● Touquoy West Closure Fairbank Wire Lake Caribou East Caribou Elk Trend Caribou West Mill Shaft West ♦ Diamond Lake Union Dam North Cameron Dam Cochrane Hill Deeps Cochrane Hill East Cochrane Hill West Cranberry Lake Goldboro East Lake Catcha	Dufferin ● Touquoy West Gap Plenty Down Plunge Mooseland	Touquoy West HLS	15-Mile ✖ # Λ ● ♦ Old Austen Mine ✖ # Λ ♦ Old Mitchell Mine ✖ # Λ	Touquoy ✖ # Λ (restarting end of 2026)
conceptual target requiring more work before drill testing	ready for drill testing and having no more than one economic drill intercept	already containing multiple 'Economic Intercepts'	from multiple 'Economic Intercepts' that display the required scale through to definition of an Inferred Resource	commencement to completion of Feasibility Study	operating mine or former operating mine about to restart

Work Programs – Q4 FY26 & FY27: ✖ Magnetic Survey # 3D Inversion Λ Structural Review ● RC Drilling ✚ Surface Sampling Q4 FY27 & Q1-Q2 FY28: Λ Structural Review ♦ Diamond Drilling

Nova Scotia Exploration – Old Austen Mine Down-Plunge

Old Austen Mine Down-Plunge Prospect and along strike at the Mill Shaft West Prospect have been prioritised[1]



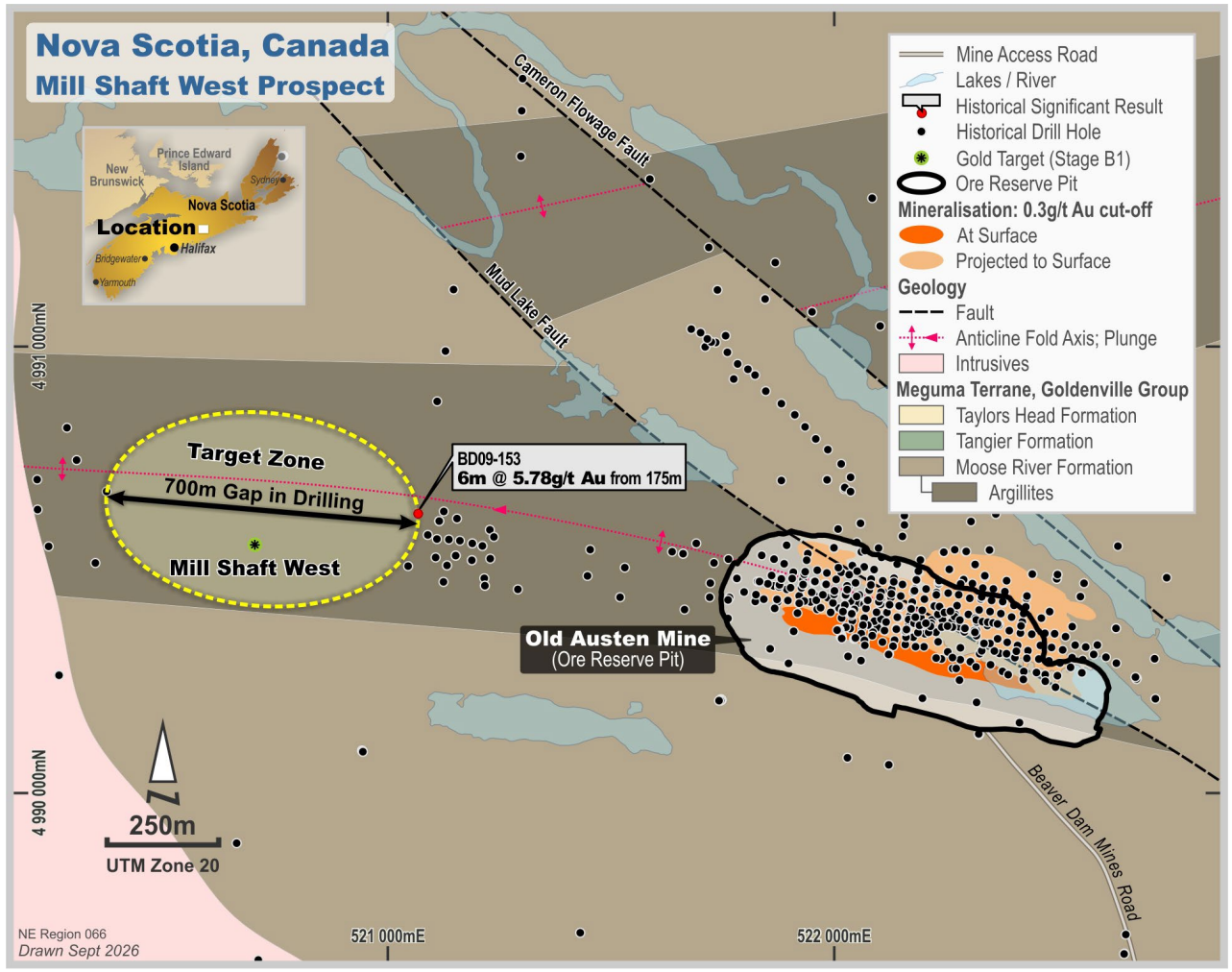

Note: 1. Refer to ASX announcement on 28 September 2026 titled *"Nova Scotia Exploration Acceleration Update"*

A

Appendix

Nova Scotia Ore Reserves

Deposit	Proved			Probable			Total		
	Tonnes (Mt)	Grade (g/t Au)	Ounces (000's)	Tonnes (Mt)	Grade (g/t Au)	Ounces (000's)	Tonnes (Mt)	Grade (g/t Au)	Ounces (000's)
15-Mile Mine	-	-	-	23.6	1.1	860	23.6	1.1	860
Old Mitchell Mine	8.1	1.1	290	1.6	1.0	50	9.6	1.1	340
Old Austen Mine	4.1	1.3	170	1.4	1.6	70	5.5	1.3	240
Touquoy Stockpiles	3.0	0.4	40	-	-	-	3.0	0.4	40
Total Atlantic	**15.2**	**1.2**	**500**	**26.6**	**1.2**	**980**	**41.7**	**1.1**	**1,480**

Note: Gold Ore Reserves – 100% basis for Nova Scotia.

Ore Reserves are extracted from the report titled "*15-Mile Pre-Feasibility Study and Ore Reserve Update*". released to the ASX on 28 September 2026.

1. Ore Reserves are based on a gold price of: US$2,000/oz for 15-Mile Mine, Old Mitchell Mine and Old Austen Mine, and US$3,000/oz for Touquoy stockpiles.
2. Cut-off grades: 0.3 g/t Au for 15-Mile Mine, 0.4g/t Au for Old Mitchell Mine and Old Austen Mine and 0.23g/t for Touquoy stockpiles.
3. Mineral Resources are reported inclusive of Ore Reserves.
4. Rounding may result in apparent summation differences between tonnes, grade and contained metal.

Nova Scotia Mineral Resources

Deposit	Measured			Indicated			Inferred			Total		
	Tonnes (Mt)	Grade (g/t Au)	Ounces (000's)	Tonnes (Mt)	Grade (g/t Au)	Ounces (000's)	Tonnes (Mt)	Grade (g/t Au)	Ounces (000's)	Tonnes (Mt)	Grade (g/t Au)	Ounces (000's)
15-Mile Mine	-	-	-	30.2	1.2	1,190	5.5	1.1	200	35.7	1.2	1,390
Old Mitchell Mine	13.2	1.2	510	3.3	1.4	150	-	-	-	16.5	1.2	660
Old Austen Mine	4.4	1.4	190	5.2	1.4	230	0.6	1.9	40	10.2	1.4	460
Total Atlantic	**17.6**	**1.2**	**700**	**38.7**	**1.3**	**1,570**	**6.1**	**1.2**	**240**	**62.4**	**1.2**	**2,510**

Note: Gold Mineral Resources – 100% basis for Nova Scotia.

Mineral Resource Estimates are extracted from the report titled '*15-Mile Processing Hub Mineral Resources Estimate Increases 24% to 2.5 Moz*' released to the ASX on 28 July 2026.

1. Mineral Resources are reported inclusive of Ore Reserves.
2. Cut-off Grade of 0.3 g/t Au.
3. All Mineral Resources are reported constrained by a US$2,500/oz pit shell.
4. Rounding may result in apparent summation differences between tonnes, grade and contained metal.

Simberi Gold Ore Reserves

Deposit	Proved			Probable			Total		
	Tonnes (Mt)	Grade (g/t Au)	Ounces (000's)	Tonnes (Mt)	Grade (g/t Au)	Ounces (000's)	Tonnes (Mt)	Grade (g/t Au)	Ounces (000's)
Simberi Oxide	4.6	1.1	160	2.1	1.1	75	6.6	1.1	235
Simberi Sulphide	5.0	2.1	330	10.3	2.1	680	15.3	2.1	1,010
Simberi Stockpile	0.8	1.3	30	-	-	-	0.8	1.3	30
Total Simberi	**10.3**	**1.6**	**520**	**12.3**	**1.9**	**755**	**22.6**	**1.8**	**1,275**

Simberi Silver Ore Reserves

Deposit	Proved			Probable			Total		
	Tonnes (Mt)	Grade (g/t Ag)	Ounces (000's)	Tonnes (Mt)	Grade (g/t Ag)	Ounces (000's)	Tonnes (Mt)	Grade (g/t Ag)	Ounces (000's)
Simberi Oxide	4.6	1.6	230	2.1	2.3	155	6.6	1.8	380
Simberi Sulphide	5.0	3.0	490	10.3	4.7	1,555	15.3	4.2	2,045
Total Simberi	**9.6**	**2.3**	**720**	**12.3**	**4.3**	**1,710**	**21.9**	**3.5**	**2,425**

Note: Ore Reserves – 50% Attributable basis for Simberi.

Ore Reserve estimates are extracted from the report titled '*Q3 March FY26 Quarterly Report*' released to the ASX on 29 April 2026.

1. Ore Reserves are based on a gold price of US$2,000/oz and a silver price of US$20/oz
2. Cut-off grades based on a $0/t net revenue, including gold and silver revenue.
3. Mineral Resources are reported inclusive of Ore Reserves.
4. Rounding may result in apparent summation differences between tonnes, grade and contained metal.

Simberi Gold Mineral Resources

Deposit	Measured			Indicated			Inferred			Total		
	Tonnes (Mt)	Grade (g/t Au)	Ounces (000's)	Tonnes (Mt)	Grade (g/t Au)	Ounces (000's)	Tonnes (Mt)	Grade (g/t Au)	Ounces (000's)	Tonnes (Mt)	Grade (g/t Au)	Ounces (000's)
Simberi Oxide	6.5	1.0	210	7.5	1.2	290	1.5	0.9	45	15.4	1.1	545
Simberi Sulphide	13.7	1.4	615	35.6	1.4	1,600	2.5	1.2	95	51.7	1.4	2,310
Simberi Stockpile	0.8	1.3	30	-	-		-	-	-	0.8	1.3	30
Total Simberi	**20.9**	**1.3**	**855**	**43.0**	**1.4**	**1,890**	**3.9**	**1.1**	**140**	**67.8**	**1.3**	**2,885**

Simberi Silver Mineral Resources

Deposit	Measured			Indicated			Inferred			Total		
	Tonnes (Mt)	Grade (g/t Ag)	Ounces (000's)	Tonnes (Mt)	Grade (g/t Ag)	Ounces (000's)	Tonnes (Mt)	Grade (g/t Ag)	Ounces (000's)	Tonnes (Mt)	Grade (g/t Ag)	Ounces (000's)
Simberi Oxide	6.5	2.2	460	7.5	4.1	985	1.5	2.4	115	15.4	3.2	1,560
Simberi Sulphide	13.7	2.8	1,225	35.6	4.1	4,685	2.5	1.9	150	51.7	3.6	6,060
Total Simberi	**20.2**	**2.6**	**1,685**	**43.0**	**4.1**	**5,670**	**3.9**	**2.1**	**265**	**67.1**	**3.5**	**7,620**

Note: Mineral Resources – 50% Attributable basis for Simberi.

Mineral Resource Estimates are extracted from the report titled '*Q3 March FY26 Quarterly Report*' released to the ASX on 29 April 2026.

1. Mineral Resources are reported inclusive of Ore Reserves.
2. Cut-off Grades Simberi Oxide (0.4 g/t Au), Simberi Sulphide (0.6 g/t Au)
3. All Mineral Resources are reported constrained by a US$2,500/oz pit shell.
4. Rounding may result in apparent summation differences between tonnes, grade and contained metal.

Contact Information

INVESTOR RELATIONS

David Cotterell

General Manager Business Development & Investor Relations

T: +61 3 8660 1959
M: +61 447 644 648

E: info@stbarbara.com.au

MEDIA RELATIONS

Sodali & Co.

Paul Ryan

M: +61 409 296 511

St Barbara