HAWTHORN RESOURCES

ANNUAL REPORT 2026



HAWTHORN RESOURCES LIMITED

2026 ANNUAL REPORT

Table of Contents

CORPORATE DIRECTORY	***2***
MANAGING DIRECTOR/CEO REPORT	***3***
FINANCIAL REPORT – YEAR ENDED 30 JUNE 2026	***11 – 46***
○ ***Directors' Report***	***12***
○ ***Auditor's Independence Declaration***	***21***
○ ***Consolidated Statement of Profit and Loss and Other Comprehensive Income***	***22***
○ ***Consolidated Statement of Financial Position***	***23***
○ ***Consolidated Statement of Cash Flows***	***24***
○ ***Consolidated Statement of Changes in Equity***	***25***
○ ***Notes to the Consolidated Financial Statements***	***26-38***
○ ***Consolidated entity disclosure statement***	***39***
○ ***Directors' Declaration***	***40***
○ ***Auditor's Report***	***41-46***
ASX – ADDITIONAL INFORMATION	***47***

HAWTHORN RESOURCES LIMITED

ABN 44 009 157 439

Corporate Directory

DIRECTORS

Yijie Li	Non-executive Director/Chairman
Brian Thornton	Managing Director/CEO
Wei Liu	Non-executive Director
Joseph Corrigan	Non-executive Director

COMPANY SECRETARY & CHIEF FINANCIAL OFFICER
Tony Amato

REGISTERED OFFICE
Level 23, Rialto Tower South, 525 Collins Street, Melbourne, Victoria 3000 Australia
Phone: +61 411 366 668
Email: info@hawthornresources.com
Web: http://www.hawthornresources.com

SHARE REGISTRY
MUFG Corporate Markets Ltd
Level 10, Tower 4
727 Collins Street
Docklands VIC 3008
+ 61 3 9106 5000

AUDITORS
Stannards Audit Pty Ltd
60 Toorak Road
South Yarra VIC 3141

SOLICITORS
Thomsons
Level 23 Rialto South Tower
525 Collins Street
Melbourne VIC 3000

BANKERS
National Australia Bank
Level 1, 99 Bell Street
Preston VIC 3072

MANAGING DIRECTOR AND CEO REPORT

Dear Shareholders

The 2026 financial year has seen significant progress for Hawthorn Resources as we continued to invest in and evaluate our gold assets at Pinjin in Western Australia. In tandem, the company has maintained its exposure to the Mt Bevan magnetite project managed by Hancock and the adjoining critical minerals JV.

Hawthorn has continued to operate with financial discipline, ensuring that shareholder's capital is deployed carefully while maximizing opportunities and continuing to progress gold exploration targets at Pinjin, which we believe have the potential to create further value for shareholders.

Our principal operational focus remains the Anglo-Saxon Gold Project within the Trouser Legs Mining Joint Venture, where Hawthorn holds a 70% interest with GEL Resources Pty Ltd holding the remaining 30%. Anglo Saxon is located some 140 kms northeast of Kalgoorlie in the prolific South Laverton Tectonic Zone (SLTZ), host to some of Australia's largest gold mining operations. Hawthorn, as Joint Venture manager, controls the day-to-day management of activities including exploration and development of our tenements which cover approximately 54 sq/kms.

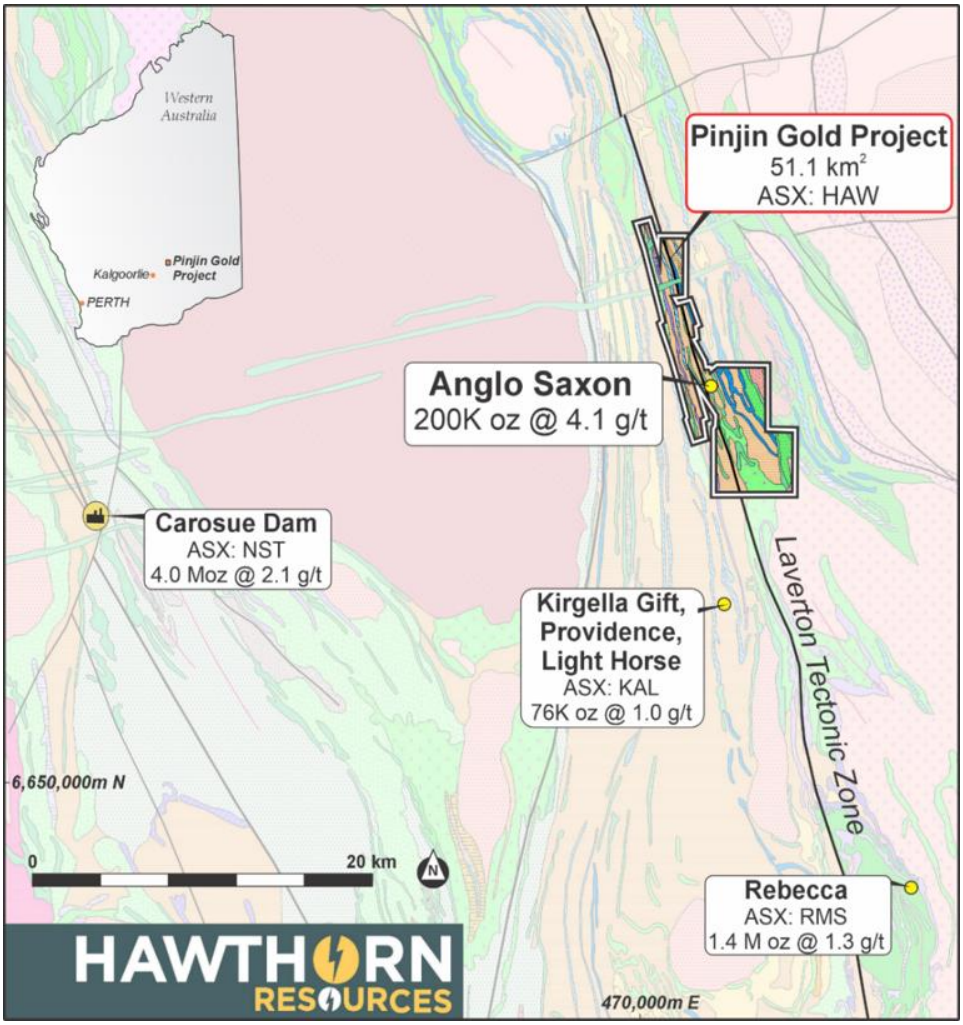

Figure 1. Location of Hawthorn Projects

Our lean operating model, patience and commitment to gold exploration and mining have been vindicated this year following the upgrading of our in-situ gold resource at Anglo Saxon where we declared a revised Mineral Resource Estimate (MRE) of 200,000 ounces 4.2g/t cut in January 2026.

Cut-Off	Tonnes	Au (g/t) Cut	Ounces Cut	Au (g/t) Uncut	Ounces Uncut
0.5 g/t	1,529,473	4.06	199,719	4.20	206,326
3.0 g/t	709,016	6.64	151,359	6.93	157,966

Table 1. December 2025 Anglo Saxon resource tonnes and grade at cut-off grades to reflect both potential open pit (0.5g/t) or underground mining methods (3g/t).

The upgraded MRE has confirmed the potential for a larger open pit development of the high-grade Anglo-Saxon orebody for which a Scoping Study and revised Financial Model including pre strip development, mining, haulage and processing is nearing completion.

ANGLO-SAXON GOLD PROJECT

As shareholders will recall and following completion of the initial open pit mining operation in FY2020, our focus has been improving confidence and understanding of the remaining mineable resource at Anglo Saxon, evaluating the next stages of mining to unlock the remaining, but deeper high-grade resource. In our 2025 Annual Report, I outlined the resource drilling and optimisation work undertaken to assess the potential for a larger open pit rather than the previously modelled underground development. At the same time, we sought to confirm or increase the resource ounces and grade as well as confidence in the complex geology of the Anglo-Saxon deposit.

The significant increase in the A$ gold price over the last 12 months has altered the risk reward profile of Anglo Saxon and provided the impetus for the JV to evaluate and model the costs of a cut back of the current pit and the development of a larger open pit. Our optimisation studies, based on the RC drilling results of late last year and a revised MRE, have indicated that a stage 2 development to exploit the high grade MRE will require a significant pre strip and cut back of the current open pit to exploit the deeper high-grade resource.

With the completion of an optimization study last year based on a higher A$ gold price, a 2-stage RC drilling program commenced in July 2025 to confirm the depth and lateral extensions of the remaining shallow plunging mineralisation. The program was successful, highlighting and confirming narrow but high-grade vein sets down dip and laterally; results of this program were announced in our ASX release of 16 December 2025. A feature of the step out drilling was the significant number of high-grade assay results with 19 RC holes returning 1 meter intervals assaying +30g/t or almost an ounce per meter referred to in figure 2.

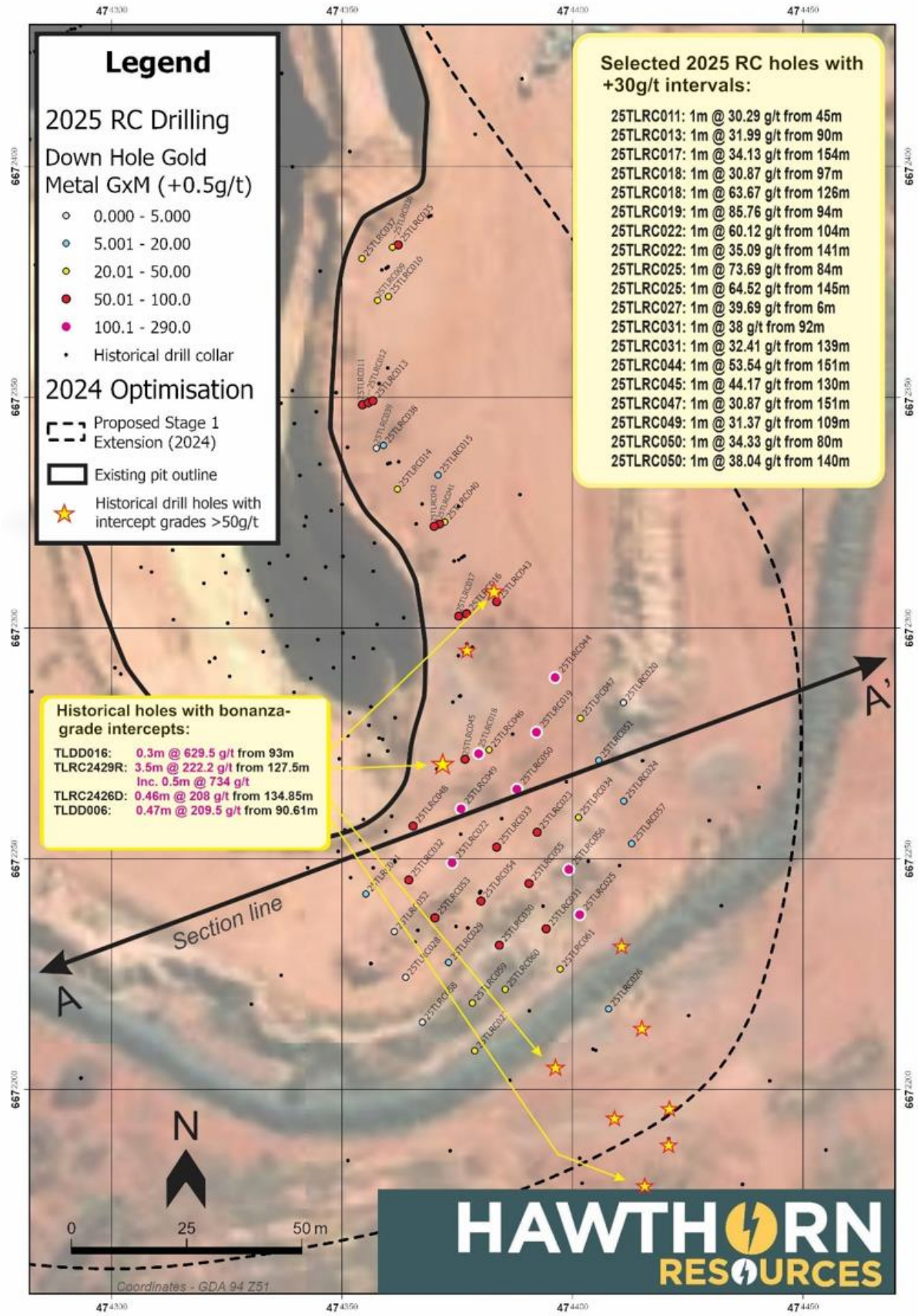

Figure 2. Step out RC drilling at Anglo Saxon October 2025 for a proposed Stage 2 open pit with numerous 30g/t grade intercepts.

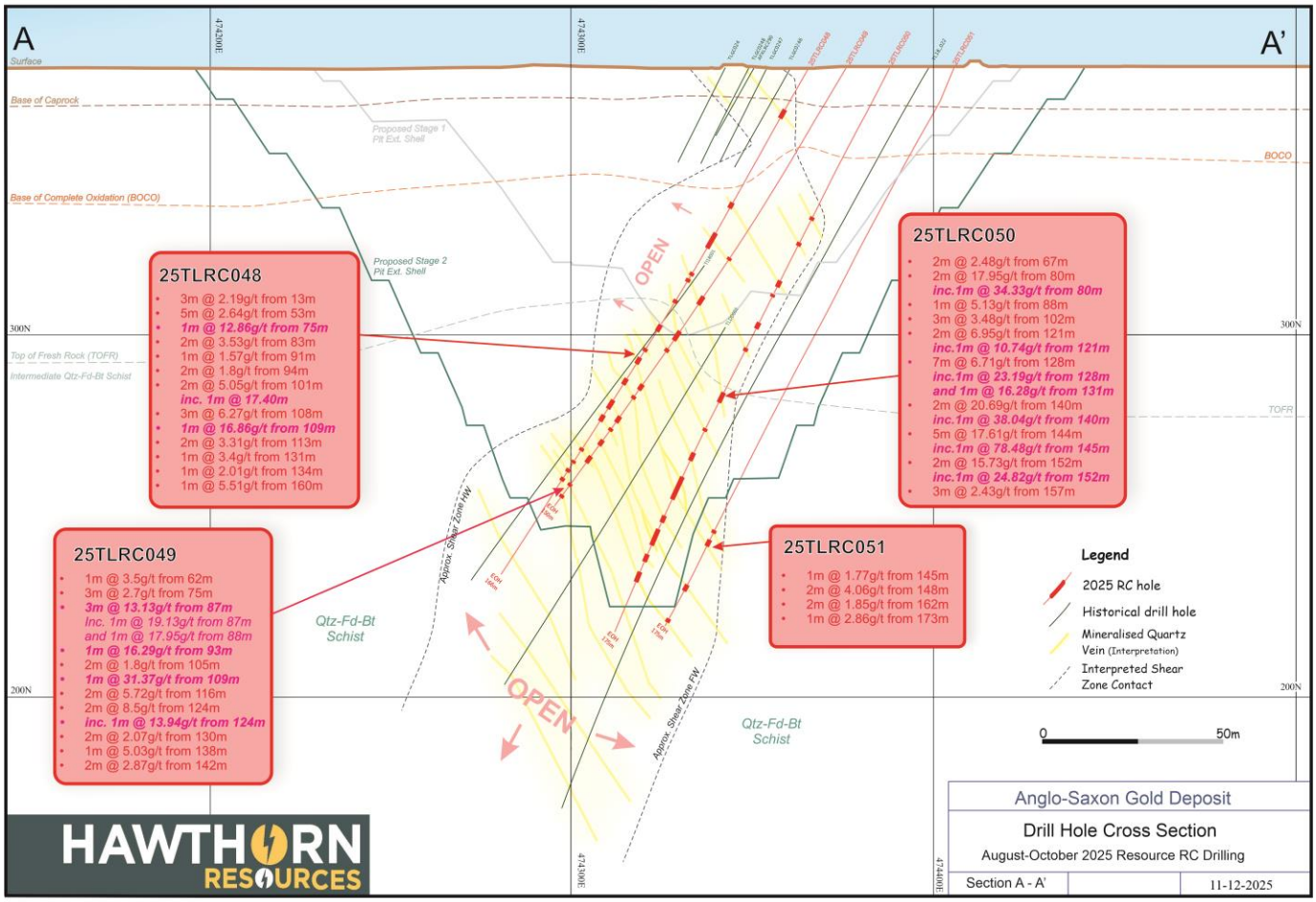

Figure 3. Cross section of significant high grade drill holes at Anglo Saxon confirming it remains open down plunge,

Subsequently, an updated Mineral Resource Estimate (MRE) for Anglo Saxon was released on 21 January 2026, incorporating results of the 7846m drilling program completed in October 2025. The updated MRE of 200,000 ounces at 4.2g/t and subsequent optimization work, including cost inputs for pre strip development, mining, haulage and processing and a blend of A$ gold prices provided the JV partners with the confidence that a larger Stage 2 Anglo Saxon open pit development was a low-risk option and profitable at current gold prices. Completion of the Scoping study and stress testing of all the inputs and parameters is nearing completion and will enable directors to make a Financial Investment Decision (FID) on the larger stage 2 open pit.

During the year significant progress has been made and settlement reached with our neighbor, Tisala Pty Ltd on Pinjin Station to facilitate the relocation of essential accommodation and pastoral infrastructure off the Crown Reserve. This will allow the pre strip and expansion of the current open pit to take place. This issue has been a long-standing deterrent to the further development of Anglo-Saxon, and we appreciate the spirit of cooperation and goodwill that exists with our neighbors.

The JV also retains a low-grade stockpile of approx 75,000 tons at 1.25g/t which is available for treatment on the right terms and depending on nearby mill availability; no ore-sale revenue was recorded during FY2026, compared with ore sales of $544,314 in FY2025.

PINJIN EAST GOLD EXPLORATION

During the year, Hawthorn continued to invest in the exploration and evaluation of its extensive exploration tenements on the SLTZ at Pinjin. During the year the JV has undertaken further drilling on its tenements to maintain good standing and meet statutory spending requirements whilst potentially providing satellite resources for the future development of the larger Anglo Saxon open pit.

Subsequent to year end, Hawthorn commenced an aircore drilling program at Pinjin East on its 100% controlled E31/1050 following approval of the Program of Work and receipt of the relevant government clearances. The air core program was designed to test the regolith profile and underlying bedrock beneath historical soil anomalies and better define the geological controls on mineralization. Of particular interest is the potential to identify shallow, high-grade satellite gold deposits which could support the redevelopment of the nearby Anglo-Saxon open pit mine.

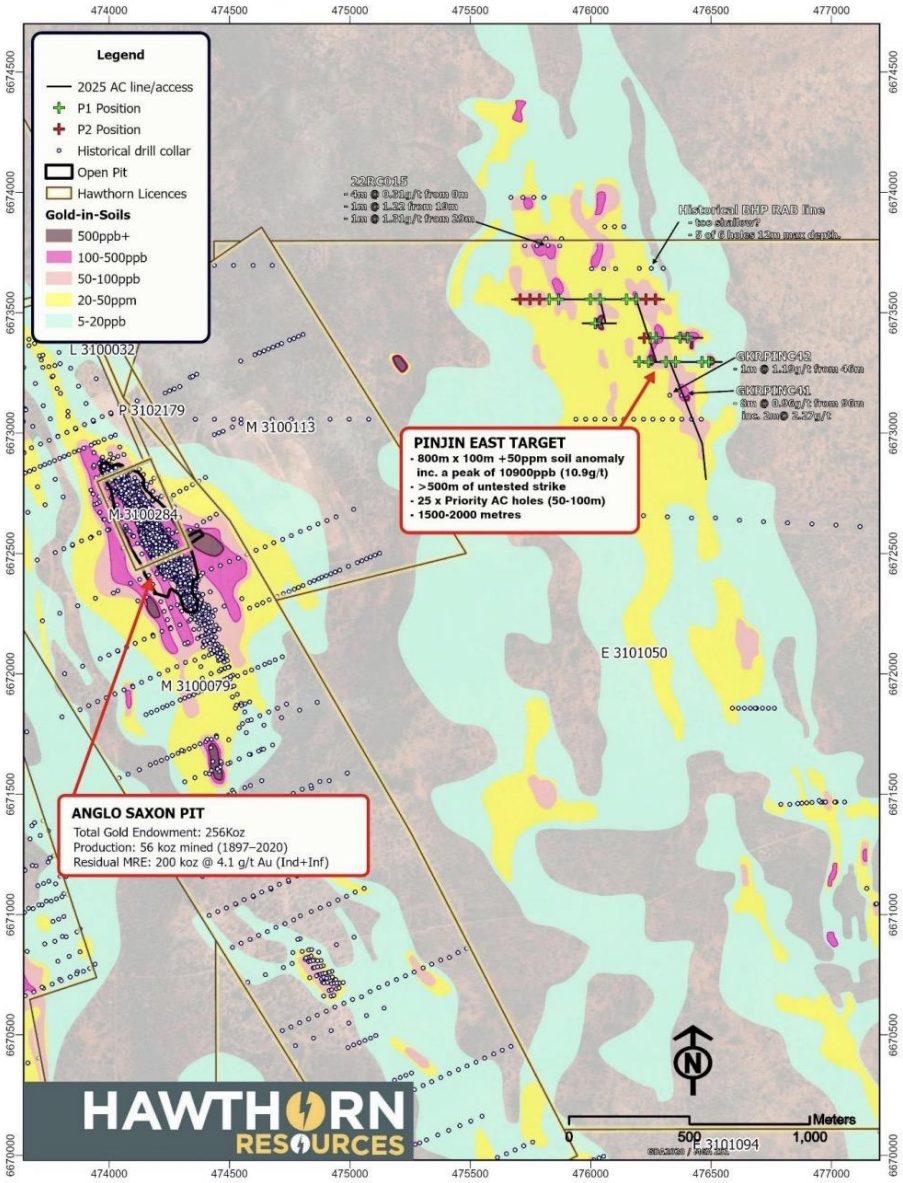

Figure 4. Map of E31/1050 geology. The program comprised 19 Aircore holes for up to 2,000 meters, testing a historical gold-in-soil anomaly extending for more than 800 metres at greater than 50 ppb Au. The anomaly contains five historical soil results exceeding 500 ppb Au, including a peak result of 10,900 ppb Au (10.9 g/t Au).

Positive results from the program would provide targets for follow-up RC drilling. At the time of writing, assay results for the 19 holes were pending.

The Pinjin East Exploration licenses lie approx. 1.5 kms to the east of the main Anglo Saxon pit and represent a significant opportunity for further discovery. Whilst the tenements have been subjected to extensive soil sampling and limited drilling, a review of soil anomalies and drilling some 30 years ago by BHP and Gutnick Resources identified a gold in soil anomaly stretching over 800m as depicted in Fig 4; depending on assay results, this extensive anomaly could justify follow up air core or RC drilling to generate new exploration targets.

Historical drilling around the target includes hole GKRPINC41 (Gutnick Resources), which returned 8m @ 0.96 g/t Au from 96m, including 2m @ 2.27 g/t Au, together with other previously reported anomalous gold intersections.

Regional exploration focus by the JV complements our continuing evaluation of Anglo-Saxon and provides Hawthorn with the opportunity to assess the broader gold potential of the extensive Pinjin project area.

MT BEVAN MAGNETITE PROJECT

The Mt Bevan magnetite project remains an important longer-term component of Hawthorn's portfolio.

Hawthorn retains a 1% FOB royalty interest in the Mt Bevan project following the restructuring of its former participating interest in the Joint Venture.

As previously reported in Hawthorn's 2025 Annual Report, the Mt Bevan Pre-Feasibility Study followed a revised Mineral Resource Estimate of 1,291Mt of magnetite. The 2025 Annual Report also noted that the PFS indicated the potential to generate a Direct Reduced Iron grade product of greater than 70% Fe and less than 2.5% Si at a 45-micron grind size.

The conversion of Hawthorn's former participating interest to a royalty provides shareholders with continuing exposure to the project through the Company's 1% FOB royalty interest.

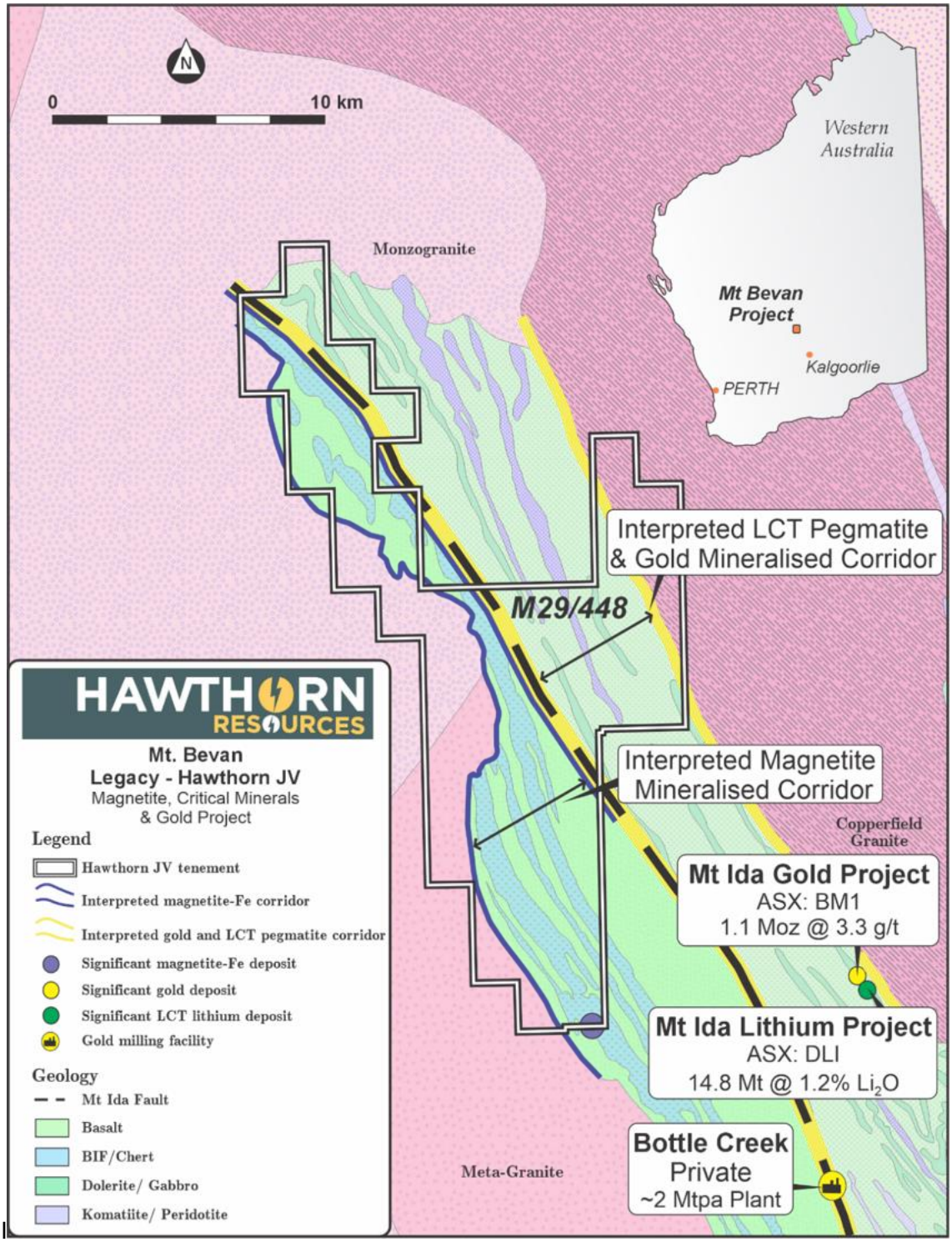

Figure 5. Map of Mt Bevan project and related Mt Ida Fault projects

MT BEVAN OTHER MINERALS JOINT VENTURE

Hawthorn also retains an interest in the Mt Bevan Other Minerals Joint Venture, which was established to explore lithium and other critical minerals including copper, gold and nickel, adjacent to the Mt Bevan magnetite deposit

At 30 June 2026, Hawthorn held a 34% interest, with Legacy Iron Ore Limited holding 51% and Hancock Magnetite Holdings Pty Ltd holding the remaining 15%.

As reported earlier, previous exploration drilling of lithium pegmatites by Hancock produced inconclusive results, and expenditure has now ceased on the JV, pending its restructure. We are awaiting a final decision from Hancock and Legacy on the ultimate structure and direction of the OMs JV, but Hawthorn will look to increase its interest in the overall Mt Bevan Mining License for critical minerals should the opportunity arise. We continue to believe that there are significant opportunities for other minerals along the Mt Ida fault referred to and within the current ML that hosts the Mt Bevan magnetite deposit and referred to in Fig 5.

OUTLOOK

Hawthorn enters the 2027 financial year with its focus firmly on its gold assets, primarily Anglo Saxon.

Our priorities are the further evaluation of the Stage 2 Anglo Saxon development and assessment of the broader gold potential of our Pinjin tenements, while maintaining disciplined management of the Company's financial resources.

The commencement of drilling at Pinjin East on E31/1050 after year end in August confirms our view of the latent potential of our extensive tenement package, beyond the existing Anglo Saxon MRE. The program tested an 800m long historical surface gold anomaly, with only limited drilling around the target, providing additional support for the recent exploration program.

We also believe that Hawthorn's 1% FOB royalty interest in the Mt Bevan magnetite project and current 34% interest in the Mt Bevan Other Minerals Joint Venture, diversify risk and maintain the Company's exposure to these longer-term opportunities.

In conclusion, I would like to express my thanks and gratitude on behalf of the Board, to our management team, Tony Amato, our Company Secretary and Chief Financial Officer, our geological consultant Joe Clarry and advisers for their continued support and counsel over the past year. I would also like to thank our shareholders for their continued support and whose patience over the journey is exemplary.

Finally, to our immediate neighbors on Pinjin Station, particularly Lawrence Thomas, for his ground support, his foresight and guidance during the significant relocation of his pastoral accommodation and infrastructure, to enable the next stage of Anglo Saxon’s development.

Hawthorn enters the new financial year with substantial cash resources of $11.05m, a clear plan to unlock the inherent value of the high-grade Anglo-Saxon deposit, and an active exploration program to progress its Western Australian resources portfolio.

Brian Thornton

Managing Director and Chief Executive Officer

Hawthorn Resources Limited

Hawthorn Resources Limited

ABN 44 009 157 439

FINANCIAL REPORT YEAR ENDED 30 JUNE 2026

Comprising:

Directors' Report including the Remuneration Report	12-20
Auditor's Independence Declaration	21
Consolidated Statement of Profit or Loss and Other Comprehensive Income	22
Consolidated Statement of Financial Position	23
Consolidated Statement of Cash Flows	24
Consolidated Statement of Changes in Equity	25
Notes to the Consolidated Financial Statements	26-38
Consolidated Entity Disclosure Statement	39
Directors' Declaration	40
Independent Auditor's Report	41

Hawthorn Resources Limited

ABN 44 009 157 439

Directors' Report 2026

The Directors of Hawthorn Resources Limited, a Company listed on the Australian Securities Exchange, present their report for the year ended 30 June 2026.

1. Directors

The Directors of the Company in office since 1 July 2025 and up to the date of this Report are:

Mr Li, Yijie
Non-Executive Chairman
Appointed 30 October 2012; last re-elected 2023 AGM

In November 2019 Mr Li was elected as Chairman of the Board of Directors.

Mr. Li is the Chairman of the Board of Lite Smooth Investment Limited. Mr. Li has been the President of Guangdong Carrinton Development Co., Ltd, a diversified business group, since 2001.

Indirect interest in securities (ordinary fully paid shares) are held through a greater than twenty per cent shareholding interest in Feng Hua Mining Investment Holding (Hong Kong) Limited.

Mr Liu, Wei
Non-Executive Director
Appointed 16 April 2026

Mr Wei Liu brings extensive mining, exploration and technical experience to the Company. He is currently the General Manager of Project Studies at PanAust Limited and Managing Director of Laos Saisana Resources Ltd, a wholly owned subsidiary of PanAust Limited. A copy of Mr Liu's resume is attached.

Interest in securities (ordinary fully paid shares): Nil.

Mr B F Thornton
Managing Director and Chief Executive Officer
Appointed as Non-executive Director on 17 June 2021, elected 2021 AGM, appointed Managing Director and CEO on 24 November 2022

Mr Thornton is the Director and 100% shareholder of Gel Resources Pty Ltd, which holds a 30% interest in the Anglo-Saxon gold project. which is part of the larger Trouser Legs JV with Hawthorn Resources. Mr Thornton has had a long association with the minerals and exploration industry in Australia and internationally, both at executive and advisory levels. He is the former Executive Chairman of Xanadu Mines Ltd (ASX: XAM), which he founded in 2004, and which was acquired by Bastion Mining Pte Ltd in July 2025.

Mr Thornton is a graduate in Economics from the Australian National University and a Fellow of the Financial Services Institute (FINSIA) and, currently, is the Honorary Consul for Mongolia for New South Wales.

Interest in securities (ordinary fully paid shares): 5,979,838.

Mr J D Corrigan - BA, MA
Non-Executive Director
Appointed 24 November 2022, last re-elected 2024 AGM
An experienced businessman and director, Mr Corrigan holds directorships and key investments in the agricultural and aerospace industries.
He is a former director of Kooba Pty Ltd, an Agribusiness focusing on cotton and almond production as well as water rights.

Mr Corrigan is also the Executive Chairman of Australian Rainforest Honey Pty Ltd, an apiary business focused on crop pollination, honey production and international honey sales and distribution.

Mr Corrigan has not held any other ASX listed company directorships in the last 3 years.

Mr Liu, Zhensheng
Non-Executive Director
Appointed 9 December 2015; last re-elected 2025 AGM, retired 16 April 2026

Mr Liu, is a Geological professor-level senior engineer and a mineral processing senior engineer. He has worked on prospecting, exploration, mine construction, mine production and operation management, mining investment for 40 years.

He has held the following significant positions:

- Investment Director of a listed company (2018 to present);
- Director and General Manager of a Guangdong mineral resource company (2013-2018);
- Director, General Manager, and Chief Engineer of a gold-mining company (1989-2013); and
- Technician, Technical Manager of a Guangdong geological and exploration company (1983-1989);

Interest in securities (ordinary fully paid shares): Nil.

DIRECTORSHIPS

Other than the directorships noted above there have been no other directorships of listed entities held in the past three years.

2. Principal Activities and Review and Results of Operations

Hawthorn Resources Limited ("Hawthorn" or "the Company") and its controlled entities ("the Group") is an Australian diversified iron ore, base metals and gold mining and exploration company, with strategic and significant tenement holdings throughout the Central Yilgarn and the South Laverton Tectonic Zone of Western Australia.

The principal activities of the Group during the financial year centered around the Company's interests in:

(i) the Mount Bevan magnetite and lithium Joint Venture projects ("Mt Bevan") and

(ii) the 70% interest in the Trouser Legs Mining Joint Venture Project ("TLMJV"). GEL Resources Pty Ltd ("GEL") owns the remaining 30% interest in TLMJV.

Mt Bevan Other Minerals Joint Venture

At 30 June 2026, the Company held a 34% stake with Legacy Iron Ore Limited (ASX: LCY) holding a 51% stake and Hancock Magnetite Holdings Pty Ltd ("Hancock") holding the remaining 15% in a joint venture to explore and extract other critical minerals, including lithium.

Trouser Legs Mining JV (TLMJV) Gold

This project's initial development and open pit mining operations were completed in FY2020. During the current year the Company generated no revenue from the joint venture and is undertaking further drilling program to improve confidence in the existing Mineral Resource Estimate. The Company also holds interests in surrounding exploration tenements and continues exploration and evaluation activities on these assets.

As Hawthorn is deemed to control the operation of the TLMJV it has accordingly consolidated in full the project assets and liabilities, plus income and expenditure, with the interests GEL Resources Pty Ltd ("Gel") holds being represented in the financial accounts as a cost to the project, and any amounts arising from the operation due to Gel presented as a liability to the Group, and any amounts due from Gel represented as an asset.

Objective

The Company's objective is to increase shareholder wealth through successful exploration activities whilst providing a safe workplace and ensuring best practice in relation to its environmental obligations.

Consolidated Statement of Profit or Loss and Other Comprehensive Income

The Group made a loss after tax for the year of $595,755 (2025: $341,645).

Exploration write-offs and impairment for the year amounted to $273,657 compared to $475,898 in 2025. Administration expenses for 2026 were $794,205 (2025: $765,267).

Consolidated Statement of Financial Position

The Group had cash funds on hand at 30 June 2026 of $11,052,794 (2025: $12,586,361), receivables of $19,201 (2025: $19,582) and current liabilities totaled $484,983 (2025: $1,558,152), the variance reflecting the provision for mine rehabilitation of $1,081,683 (2025: $1,081,683) being presented as current in the current financial statements.

At 30 June 2026, the Group had working capital of $10,587,012 (2025: $11,047,791), being current assets less current liabilities, and net assets of $12,950,551 (2025: $13,537,306).

Cash Flow

The Group expended cash of $259,394 (2025: $451,233 generated) from operating activities and paid $1,274,173 (2025: $824,506) for exploration activities. There was a return of funds and profit distributions in the current year of $nil (2025: $154,454) to the TLMJV partner, and $17,908 was offset against the GEL contribution to the project for the year.

3. Significant Change in State of Affairs

Other than the matters noted in item 2 above and items 4 to 9 below, the Directors are of the opinion that there has not been any significant change in the state of affairs of the Company during the year under audit.

4. Dividends

No dividend was declared or paid during the year ended 30 June 2026. (2025: Nil)

5. Status of Operations at Reporting Date

Exploration and Development

The Company's maintains its interest in the Anglo-Saxon gold Joint Venture and is continuing to review all opportunities relating to the project. The Company retains a 1% FOB royalty interest in the Mount Bevan Iron Ore Joint Venture and its Joint Venture interest in the Mount Bevan Other Minerals Project.

6. Events After the Balance Date

There has not been any matter or circumstance that has arisen after balance date that has significantly affected, or may significantly affect, the operations of the Company, the results of those operations, or the state of affairs of the Company in future financial periods. Refer to item 7 below.

7. Future Developments and Results

The current focus is exploring and evaluating gold reserves at the Trouser Legs Mining Joint Venture ("TLMJV") tenement areas having undertaken work to establish a Mineral Resource Estimate.

Other than this there are no likely developments of which the Directors are aware of which could be expected to significantly affect the results of the Group's operations in subsequent financial years.

8. Issued Securities

(a) Ordinary Shares
At the date of this Report this Company has on issue a total of 335,015,613 shares (2025: 335,015,613 shares).

(b) Options
At the date of this Report the Company has no options on issue (2025: nil).

(c) ESOP – Performance Rights
At the date of this Report the Company has no performance rights on issue (2025: nil)

9. Directors Interest in Issued Securities

The declared relevant interest of each Director of fully paid ordinary shares of the Company as at the date of this Report is:

	2026	2025
Li, Yijie *	-	-
Liu, Wei	-	-
B F Thornton	5,979,838	5,761,879
J D Corrigan	-	-
Liu, Zhengsheng	-	-

* Mr Li, as the owner and controller of Lite Smooth Investment Limited, an entity which has a voting power in Feng Hua Mining Investment Holding (HK) Limited ("Feng Hua") of greater than 20%, has a relevant shareholding interest in Hawthorn Resources Limited ("HAW"). As declared, Feng Hua holds 120,788,101 ordinary fully paid voting shares (2025: 120,788,101 shares) in HAW currently being the equivalent of a 36.22 percentage voting interest in HAW (2025: 36.22 per cent).

10. Meetings of Directors

The number of meetings of Directors held including meetings of Committees of the Board during the financial year including their attendance was as follows:

	BOARD	
	ELIGIBLE TO ATTEND	ATTENDED
Li, Yijie	3	3
Liu, Zhensheng	2	1
Liu, Wei	1	1
B F Thornton	3	3
J D Corrigan	3	3

Notes:
In between Board Meetings, Directors passed a total of 1 circulating resolution which are then noted and ratified at the next occurring Board meeting.

11. Company Secretary

Mr T Amato has been the Company Secretary since 2 April 2024.

Mr Amato has been the Company's CFO for 18 years.

12. Directors' and Officers' Indemnity and Auditor Indemnity

Directors:

The Company has entered into an Indemnity Deed with each of the Directors and with certain former Directors which will indemnify them against liability incurred to a third party (not being the Company or any related company) where the liability does not arise out of misconduct including a breach of good faith. The Indemnity Deed will continue to apply for a period of 10 years after a Director ceases to hold office and a Director's Access and Insurance Deed with each of the Directors pursuant to which a Director can request access to copies of documents provided to the Director whilst serving the Company for a period of 10 years after the Director ceases to hold office. There will be certain restrictions on the Directors' entitlement to access under the deed.

Pursuant to the requirements of the Indemnity Deed, the Company has taken out Directors and Officers Liability Insurance the terms of which are subject to confidentiality prohibiting disclosure of the terms and conditions of the policy cover.

Auditors:

The Company has not, during or since the end of the financial year, indemnified or agreed to indemnify an auditor of the Company or of any related body corporate against a liability incurred as an auditor.

13. Environment

The mining and exploration activities of the Hawthorn group are conducted in accordance with, and controlled principally by, Australian state and territory government legislation. The group has extensive land holdings in Australia for exploration and exploitation or resources. The Company employs a system for reporting environmental incidents, establishing and communicating accountability, and rating environmental performance. During the year, data on environmental performance was reported as part of the periodic exploration reporting regime. In addition, as required under state legislation, procedures are in place to ensure that the relevant authorities are notified prior to the commencement of ground disturbing exploration activities. Mining activities are governed by licencing arrangements and the Company is committed to complying in full to all conditions and regulations associated with the TLMJV mining licence requirements.

The Company is committed to minimising the impact of its activities on the surrounding environment at the same time aiming to maximise the social, environmental and economic returns for the local community. To this end the environment is a key consideration in our mining and exploration activities and during the rehabilitation of disturbed areas. Generally, rehabilitation occurs immediately following the completion of a particular phase of exploration or, in the case of TLMJV, after the completion of mining activities. In addition, the Company continues to develop and maintain mutually beneficial relationships with the local communities affected by its activities.

14. Non-Audit Services

During the year Stannards Audit Pty Ltd, the Company's auditor, and Connect National Audit Pty Ltd, the Company's previous auditor,has not performed other services in addition to their statutory duties.

15. Remuneration Report - Audited

The Remuneration Report sets out remuneration information for non-executive directors, executive directors and other key management personnel.

The Report contains the following sections:

(i) Overview of Company Performance on Remuneration Structures;
(ii) Non-Executive Directors;
(iii) Executive Directors Remuneration;
(iv) Details of Directors, Executives and Remuneration; and
(v) Bonuses included in Remuneration
(vi) Details of Directors and Executives Interest in Securities.
(vii) Other Transactions with Key Management Personnel

(i) Overview of Company Performance on Remuneration Structures

The Group's performance, during the current year and over the past five years, has been as follows:

Consolidated	2026 $	2025 $	2024 $	2023 $	2022 $
Revenue	490,015	1,110,552	673,582	326,460	5,661,091
Net profit / (loss)	(595,755)	(341,645)	(536,992)	84,951	927,058
Basic earnings / (loss) per share – cents	(0.1778)	(0.102)	(0.160)	0.025	0.278
Diluted earnings per share-cents	(0.1778)	(0.102)	(0.160)	0.025	0.278
Net assets	12,950,551	13,537,306	13,893,951	14,430,943	14,210,992

The Directors do not believe the financial or share price performance of the Company is an accurate measure when considering remuneration structures as the Company is in the mineral exploration industry. Companies in this industry do not have an ongoing source of revenue, as revenue is normally from ad-hoc transactions.

The more appropriate measure is the identification of exploration targets, identification and/or increase of mineral resources and reserves and the ultimate conversion of the Company from explorer status to mining status.

(ii) Non-Executive Directors

Total remuneration for all Non-Executive Directors, last voted upon by shareholders in January 2008 at a General Meeting of shareholders and approved with a 99.65% acceptance in favour of the resolution, is not to exceed $300,000 per annum. The current aggregate of Non-Executive Directors' base fees for the current year was $90,000 per annum (2025: $90,000). Non-Executive Directors do not receive performance related remuneration. Directors' fees cover all main Board activities and membership of Board committees. Non-Executive Directors do not receive any benefits on retirement.

However, and as permitted under the Company's Constitution, Non-Executive Directors are entitled to receive payment for services provided which are over and above their normal directorial duties and which have been specifically requested by the Board of Directors. For such additional services, consultancy fees are in addition to directors' fees and are outside of the shareholder approved aggregate for directors' fees.

There has been no change to the remuneration structure during the year, and as such no independent remuneration expert was engaged during the year.

(iii) Executive Directors Remuneration

The Company seeks to reward executives with a level of remuneration based upon their position and responsibilities.

The Company's MD/CEO was appointed on 24 November 2022. The key terms of his employment contract are as follows:

- Base salary $185,000 plus statutory superannuation guarantee, with an annual CPI increase.
- Fixed term to 30 June 2024, and then subsequently renewed first to 30 June 2025 and again until 30 June 2026.
- Cash bonus of up to 50% of base salary, at the discretion of the Board.
- Termination – payment of 4 weeks salary for each year completed, pro-rated for part years completed.

(iv) Details of Directors, Executives and Remuneration

The names of the Directors and Executives in office during the year are as follows: -

Li, Yijie – Non-Executive Chairman
Liu, Zhensheng – Non-Executive Director
Liu, Wei – Non-Executive Director
J D Corrigan – Non-Executive Director
B F Thornton – Managing Director and Chief Executive Officer

Details of the nature and amount of each major element of remuneration of each Director of the Company and of each Executive of the Company are:

Year Ended 30 June 2026

	SHORT TERM EMPLOYMENT BENEFITS			POST EMPLOYMENT	EQUITY BASED PAYMENTS	TOTAL
	Cash Salary and Fees $	Leave provision $	Cash Bonus	Superannuation Contributions $	Performance Rights $	$
Non-Executive Directors						
Li, Yijie	30,000	-	-	-	-	30,000
Liu, Zhensheng [1]	22,500	-	-	-	-	22,500
Liu, Wei [2]	7,500	-	-	-	-	7,500
J D Corrigan	30,000	-	-	3,600	-	33,600
Sub-Total						
Executive Directors						
B F Thornton	196,063	-	-	23,528	-	219.591
Sub-Total	**196,063**	**-**	**-**	**23,528**	**-**	**219,591**
Total	**286,063**	**-**	**-**	**27,128**		**313,191**

1. *Zhensheng Liu retired during the year.*
2. *Wei Liu was appointed during the year*

Year Ended 30 June 2025

	SHORT TERM EMPLOYMENT BENEFITS			POST EMPLOYMENT	EQUITY BASED PAYMENTS	TOTAL
	Cash Salary and Fees	Leave provision	Cash Bonus	Superannuation Contributions	Performance Rights	
	$	$		$	$	$
Non-Executive Directors						
Li, Yijie	30,000	-	-	-	-	30,000
Liu, Zhensheng	30,000	-	-	-	-	30,000
J D Corrigan	30,000	-	-	3,450	-	33,450
Sub-Total	**90,000**	**-**	**-**	**3,450**	**-**	**93,450**
Executive Directors						
B F Thornton	192,030	-	-	22,083	-	214,113
Sub-Total	**192,030**	**-**	**-**	**22,083**	**-**	**214,113**
Total	**282,030**	**-**	**-**	**25,533**		**307,563**

(v) Bonuses included in Remuneration

The proportion of remuneration linked to performance and the fixed proportion are as follows:

	2026			2025		
	Fixed remuneration	At risk - STI	At risk – LTI	Fixed remuneration	At risk - STI	At risk – LTI
Non-Executive Directors						
Li, Yijie	100%	-	-	100%	-	-
Liu, Zhensheng	100%	-	-	100%	-	-
Liu, Wei	100%	-	-	-	-	-
J D Corrigan	100%	-	-	100%	-	-
Executive Directors						
B F Thornton	100%	-	-	100%	-	-

(vii) Details of Directors and Executives Interest in Securities

Fully paid ordinary shares:

Directors:	**01.07.2025**	**Exercise of performance rights**	**Other movements**	**30.06.2026**
Li, Yijie	-	-	-	-
Liu, Zhensheng	-	-	-	-
Liu, Wei	-	-	-	-
B F Thornton	5,761,879		217,959	5,979,838
J D Corrigan	-	-	-	-
Total Directors	**5,761,879**	**-**	**217,959**	**5,979,838**

(viii) Other transactions with Key Management Personnel

There were no other transactions with Key management Personnel.

This concludes the Remuneration Report, which has been audited.

Proceedings on behalf of the Company

No person has applied to the Court under section 237 of the *Corporations Act 2001* for leave to bring proceedings on behalf of the Company, or to intervene in any proceedings to which the Company is a party for the purpose of taking responsibility on behalf of the Company for all or part of those proceedings.

Auditor

During the year Stannards Audit Pty Ltd were appointed as the Company's auditor, replacing Connect National Audit Pty Ltd, in accordance with section 327(c) of the *Corporations Act 2001.*

Auditor's Independence Declaration:

The auditor's independence declaration as required under Section 307C of the *Corporations Act 2001* is set out on page 21.

Signed in accordance with a resolution of the Board of Directors at Melbourne this 30th day of September 2026.

B F Thornton
Managing Director and CEO

STANNARDS

AUDITOR'S INDEPENDENCE DECLARATION

UNDER SECTION 307C OF THE CORPORATIONS ACT 2001

As lead auditor for the audit of Hawthorn Resources Limited for the year ended 30 June 2026, I declare that, to the best of my knowledge and belief, there have been:

(a) no contraventions of the auditor independence requirements of the *Corporations Act 2001* in relation to the audit; and

(b) no contraventions of any applicable code of professional conduct in relation to the audit.

This declaration is in respect of Hawthorn Resource Limited and its controlled entities.

.

ROBIN KING HENG LI CA RCA
Director
STANNARDS AUDIT PTY LTD
Authorised Audit Company No. 571846
Date: 30 September 2026

Hawthorn Resources Limited
Consolidated Statement of Profit or Loss and Other Comprehensive Income
for the year ended 30 June 2026

	Note	Consolidated 2026 $	Consolidated 2025 $
Continuing operations			
Revenue	12	490,015	1,110,552
Expenses			
Mining costs		-	(39,100)
Exploration expenditure impaired	5	(273,657)	(316,157)
Exploration expenditure written off	5	-	(159,741)
Administration expenses		(794,205)	(765,267)
Loss on disposal of non-current assets	5(i)	-	(1,888)
Profit attributable to Joint Venture partner	13(ii)	(17,908)	(170,044)
Loss before income tax expense from continuing operations		**(595,755)**	**(341,645)**
Income tax expense	14	-	-
Loss for the year after tax from continuing operations		**(595,755)**	**(341,645)**
Other comprehensive income			-
Change in fair value of financial assets at fair value through other comprehensive income	4	9,000	(15,000)
Total other comprehensive loss for the year, net of tax		9,000	(15,000)
Total comprehensive loss for the year		**(586,755)**	**(356,645)**
Loss per share			
Basic loss per share for the year attributable to ordinary equity holders (cents)	15	(0.1778)	(0.1020)
Diluted loss per share for the year attributable to ordinary equity holders (cents)	15	(0.1778)	(0.1020)

The Consolidated Statement of Profit or Loss and Other Comprehensive Income is to be read in conjunction with the accompanying notes

Hawthorn Resources Limited
Consolidated Statement of Financial Position as at 30 June 2026

	Note	Consolidated 2026 $	Consolidated 2025 $
ASSETS			
Current Assets			
Cash and cash equivalents	2(a)	11,052,794	12,586,361
Trade and other receivables	3	19,201	19,582
Total Current Assets		**11,071,995**	**12,605,943**
Non-Current Assets			
Financial assets at fair value through other comprehensive income	4	102,000	93,000
Exploration expenditure	5	3,343,222	2,396,515
Total Non-Current Assets		**3,445,222**	**2,489,515**
TOTAL ASSETS		**14,517,217**	**15,095,458**
LIABILITIES			
Current Liabilities			
Trade and other payables	8	437,179	446,261
Provisions	9	47,804	1,111,891
Total Current Liabilities		**484,983**	**1,558,152**
Non-Current Liabilities			
Provisions	9	1,081,683	-
Total Non-Current Liabilities		**1,081,683**	**-**
TOTAL LIABILITIES		**1,566,666**	**1,558,152**
NET ASSETS		**12,950,551**	**13,537,306**
EQUITY			
Contributed equity	10	54,219,505	54,219,505
Asset revaluation reserve	4	(6,000)	(15,000)
Accumulated losses		(41,262,954)	(40,667,199)
TOTAL EQUITY		**12,950,551**	**13,537,306**

The Consolidated Statement of Financial Position is to be read in conjunction with the accompanying notes

Hawthorn Resources Limited
Consolidated Statement of Cash Flows for the year ended 30 June 2026

	Note	Consolidated 2026 $	Consolidated 2025 $
Cash flows from operating activities			
Receipts from customer (inclusive of GST)		-	505,214
Payments in the course of operations (inclusive of GST)		(749,409)	(758,760)
Interest received		490,015	704,779
Net cash (used in) / provided by operating activities	2 (b)	**(259,394)**	**451,233**
Cash flows from investing activities			
Payments for exploration expenditure		(1,274,173)	(824,506)
Net cash provided by investing activities		**(1,274,173)**	**(824,506)**
Cash flows from financing activities			
Return of cash calls to JV partner		-	(154,454)
Net cash used in financing activities		**-**	**(154,454)**
Net increase / (decrease) in cash and cash equivalents		(1,533,567)	(527,727)
Cash and cash equivalents at beginning of year		12,586,361	13,114,088
Cash and cash equivalents at end of year	2 (a)	11,052,794	**12,586,361**

The Consolidated Statement of Cash Flows is to be read in conjunction with the accompanying notes

Hawthorn Resources Limited
Consolidated Statement of Changes in Equity for the year ended 30 June 2026

	Contributed Equity	Asset revaluation reserve	Accumulated Losses	Total Equity
	$	$	$	$
CONSOLIDATED				
At 1 July 2024	54,219,505	-	(40,325,554)	13,893,951
Loss for the year after income tax expense	-	-	(341,645)	(341,645)
Other comprehensive income for the year, net of tax	-	(15,000)	-	(15,000)
Total comprehensive loss for the year	**-**	**(15,000)**	**(341,645)**	**(356,645)**
At 30 June 2025	**54,219,505**	**(15,000)**	**(40,667,199)**	**13,537,306**
At 1 July 2025	54,219,505	(15,000)	(40,667,199)	13,537,306
Loss for the year after income tax expense	-		(595,755)	(595,755)
Other comprehensive income for the year, net of tax	-	9,000		9,000
Total comprehensive loss for the year	**-**	**9,000**	**595,755**	**586,755**
At 30 June 2026	**54,219,505**	**(6,000)**	**(41,262,954)**	**12,950,551**

The Consolidated Statement of Changes in Equity is to be read in conjunction with the accompanying notes

1. SUMMARY OF MATERIAL ACCOUNTING POLICIES

(a) Reporting Entity

Hawthorn Resources Limited (the "Company") is a public company incorporated and domiciled in Australia. The principal activity of the Company during the financial year was development and mining of gold ore, as well as exploration and evaluation of various base metals and gold.

The consolidated financial report of the Company as at, and for the year ended, 30 June 2026, comprises the Company and its subsidiaries. The financial report was authorised for issue by the Directors on the date of this report.

The registered office of the entity is Level 23, Rialto South Tower, 525 Collins Street, Melbourne VIC 3000, and the principal place of business is 6/11 Chester Street, Oakleigh VIC 3166.

(b) Basis of Preparation

The financial report is presented in Australian dollars. The financial report has been prepared on a historical cost basis, except for the valuation of financial assets at fair value through other comprehensive income that have been measured at fair value in accordance with Australian Accounting Standards.

Separate financial statements for Hawthorn Resources Limited as an individual entity are no longer presented as a consequence of a change in the *Corporations Act 2001*, however limited information for Hawthorn Resources Limited as an individual entity is presented at Note 17.

The accounting policies set out in the notes to the financial statements have been applied consistently to all periods presented in the financial report.

The financial statements have been prepared on a going concern basis.

(c) Statement of Compliance

The financial report is a general-purpose financial report which has been prepared in accordance with Australian Accounting Standards ('AASBs') (including Australian Accounting Interpretations) issued by the Australian Accounting Standards Board ('AASB') and the *Corporations Act 2001*, as appropriate for for-profit oriented entities.

The financial report complies with International Financial Reporting Standards (IFRSs) issued by the International Accounting Standards Board.

(d) Critical Accounting Estimates and Judgments

The preparation of a financial report in conformity with Australian Accounting Standards requires management to make significant judgements, estimates and assumptions that affect the application of policies and reported amounts of assets and liabilities, income and expenses. The estimates and associated assumptions are based on historical experience and various other factors that are believed to be reasonable under the circumstances, the results of which form the basis of making the judgements about carrying values of assets and liabilities that are not readily apparent from other sources. Actual results may differ from these estimates.

The estimates and underlying assumptions are reviewed on an ongoing basis. Revisions to accounting estimates are recognised in the period in which the estimate is revised if the revision affects only that period, or in the period of the revision and future periods if the revision affects both current and future periods.

Judgements made by management in the application of Australian Accounting Standards have a significant effect on the financial report and estimates made in accordance with these Standards have a significant risk of material adjustment in the next year. The areas most impacted include:

- Exploration expenditure in note 5.
- Provision for land rehabilitation in note 9.

(e) Principles of Consolidation

Subsidiaries

The consolidated financial statements comprise the assets, liabilities and results of the Company, and the entities it controlled at the end of, or during, the financial year. The Company and its controlled entities together are referred to in this financial report as the Company or Group.

Subsidiaries are all those entities over which the consolidated Group has control. The Company controls an entity when the Company is exposed to, or has rights to, variable returns from its involvement with the entity and has the ability to affect those returns through its power to direct the activities of the entity. Subsidiaries are fully consolidated from the date on which control is transferred to the Company. They are de-consolidated from the date that control ceases.

The balances and effects of transactions between entities in the Group have been eliminated. Where an entity either began or ceased to be controlled during the year, the results are included only from the date control commenced or up to the date control ceased. The accounting policies adopted in preparing the financial statements have been consistently applied by all entities in the Company.

The acquisition of Ellendale Resources NL ("Ellendale") on 10 June 2008 was treated as a reverse acquisition in accordance with AASB 3 "Business Combinations" whereby Ellendale is considered the accounting acquirer on the basis that Ellendale is the controlling entity in the transaction. As a result, Ellendale is the continuing entity for consolidated accounting purposes and the legal parent, Hawthorn Resources Limited, is the accounting subsidiary.

Investments in subsidiaries are accounted for at cost or recoverable amounts in the individual financial statements of Hawthorn Resources Limited.

2. CASH AND CASH EQUIVALENTS

(a) Cash and cash equivalents	**2026 $**	**2025 $**
Cash at bank	273,871	104,900
Term deposits	10,778,923	12,481,461
Total cash and cash equivalents	11,052,794	12,586,361

(b) Reconciliation of loss after tax to net cash generated in operating activities	**2026 $**	**2025 $**
(Loss) / Profit for the year after tax	(595,755)	(341,645)
Adjustment for:		
Write off of exploration expenditure	-	159,741
Impairment of exploration expenditure	273,657	316,157
Loss on disposal of non-current assets	-	1,888
Allocation of profit to JV partner	17,908	170,044
Net cash (used in) / from operating activities before change in assets and liabilities	(304,190)	306,185
Change in assets and liabilities:		
Decrease / (Increase) in receivables and other assets	381	(2,601)
Decrease in accrued interest	-	138,541
Increase in trade and other payables	26,818	16,391
Increase / (Decrease) in provisions	17,597	(7,283)
Net cash (used in) / from operating activities	(259,394)	451,233

(c) Reconciliation of cash
For the purpose of the Consolidated Statement of Cash Flows, cash includes cash on hand and at bank.

(d) Non-cash financing and investing activities
During the year, there was no non-cash financing activities (2025: Nil).

3. TRADE AND OTHER RECEIVABLES

	2026 $	2025 $
CURRENT		
GST recoverable	19,201	19,582
Total trade and other receivables	19,201	19,582

4. FINANCIAL ASSETS AT FAIR VALUE THROUGH OTHER COMPREHENSIVE INCOME

	2026 $	2025 $
Investments in listed shares	102,000	93,000

Financial assets at fair value through other comprehensive income

Financial assets at fair value through other comprehensive income include equity investments which the consolidated entity intends to hold for the foreseeable future and has irrevocably elected to classify them as such upon initial recognition.

Reconciliation

Reconciliation of the fair values at the beginning and end of the current and previous financial year are set out below:

	2026 $	2025 $
Opening balance	93,000-	-
Acquired in disposal of exploration asset (note 5)	-	108,000
Fair value movement	9,000	(15,000)
Closing balance	102,000	93,000

For investment in listed shares, fair value is determined by reference to closing bid prices on the Australian securities exchange.

5. EXPLORATION EXPENDITURE

	2026 $	2025 $
Areas in the exploration phase		
At cost	3,343,222	2,396,515

Movement in the carrying value of exploration expenditure during the year was:

	2026 $	2025 $
Opening balance at 1 July	2,396,515	2,263,488
Costs incurred during the year	1,202,456	718,813
Non-controlling interest contribution	17,908	-
Exploration expenditure written off during the year	-	(159,741)
Exploration expenditure impaired during the year	(273,657)	(316,157)
Disposal of interests (i)	-	(109,888)
Balance at 30 June	3,343,222	2,396,515

(i) Disposal of exploration assets

During the prior period the Group disposed of its interest in the Edjudina mining lease. The Group received 3,000,000 ordinary shares from the buyer, Gibb River Diamonds Ltd (ASX: GIB) as sale proceeds. At the date of the sale the share price for GIB's shares was $0.036, providing sale proceeds of $108,000. As a result the Group recorded a loss of $1,888 on the disposal of the mining lease.

Material accounting policy

Exploration expenditure is capitalised for each separate area of interest where rights to tenure are current and:

(a) such costs are expected to be recovered through successful development and exploitation or by sale; or

(b) where activities in the area of interest have not yet reached a stage, which permits reasonable assessment of the existence or otherwise of economically recoverable reserves and active and significant operations in relation to the area are continuing.

Ultimate recoupment of exploration expenditure carried forward is dependent on successful development and commercial exploitation, or alternatively, sale of the respective areas.

The carrying values of expenditures carried forward are reviewed for impairment at each reporting date when the facts, events or changes in circumstances indicate that the carrying value may be impaired. Accumulated expenditures are written off to the Profit or Loss to the extent to which they are considered to be impaired.

The key points that are considered in this review include:

- planned drilling programs and data evaluation;
- environmental issues that may impact the underlying tenements; and
- the estimated market value of assets at the review date.

Information used in the review process is rigorously tested to externally available information as appropriate.

The Group conducted a review of its exploration areas of interest at Mt Bevan and its Trouser Leg Joint Venture, considering planned exploration activity over the next twelve months, which is over and above the expenditure requirements to maintain the tenements in good standing. In addition, the Group has other areas of interests, classified as a lower priority over the next twelve months. These lower priority areas of interests have been fully impaired in the current year.

Key estimates and judgements

The application of the Group's accounting policy for exploration and evaluation expenditure requires judgement in determining whether it is likely that future economic benefits are likely, which may be based on assumptions about future events or circumstances. Estimates and assumptions made may change if new information becomes available. If, after expenditure is capitalised, information becomes available suggesting that the recovery of expenditure is unlikely, the amount capitalised is written off to profit or loss in the period when the new information becomes available.

6. INTEREST IN JOINT OPERATIONS

The Company has an interest in the following joint operations:	2026 $	2025 $
Mt Bevan Other Minerals (Legacy Iron Ore Limited) (i)	34%	34%

(i) Mt Bevan: Hawthorn's interest in the Mt Bevan permit was converted to a 1% FOB royalty interest in the Iron Ore project in the prior period, whilst retaining after the publication of a Pre-Feasibility Study ("PFS"). Hawthorn continues to hold its 34% interest in the Mt Bevan Other Minerals Joint Ventrue?

The principal activity of these joint operations is mineral exploration all of which are located within Australia. The Company's interest in these projects is included in exploration expenditure (Note 5). Included in the assets and liabilities of the Group are the following assets and liabilities employed in the joint operations:

	2026 $	2025 $
Assets		
Exploration expenditure	11,196	-
Total Assets	11,196	-
Liabilities		
Trade and other payables	25,000	43,000
Total Liabilities	25,000	43,000

Included in the Group commitments (Note 7) are the following commitments in relation to the joint operations:

	2026 $	2025 $
Exploration		
Not later than 1 year	189,210	189,210
Later than one year but not later than five years	651,840	651,840
More than five years	101,640	255,850
Total	942,690	1,096,900

Material accounting policy

A joint operation is a joint arrangement whereby the parties that have joint control of the arrangement have rights to the assets, and obligations for the liabilities, relating to the arrangement. The Company has recognised its share of jointly held assets, liabilities, revenues and expenses of joint operations. These have been incorporated in the financial statements under the appropriate classifications.

7. COMMITMENTS

(a) Exploration

The Group must perform minimum exploration work and expend minimum amounts of money on its tenements. The overall expenditure requirement tends to be limited in the normal course of the Group's tenement portfolio management through expenditure exemption approvals and expenditure reductions through relinquishment of parts or the whole of tenements deemed non prospective.

Should the Group wish to preserve interests in its current tenements the amount which may be required to be expended is as follows:

	2026 $	2025 $
Not later than one year	289,210	289,210
Later than one year but not later than five years	651,840	751,840
More than five years	101,640	255,850
Total commitments	1,042,690	1,296,900

The terms and conditions under which the Group has title to its various mining tenements oblige it to meet tenement rentals and minimum levels of exploration expenditure as gazetted by the Department of Industry and Resources of Western Australia, as well as Local Government rates and taxes.

The "More than five years" component represents commitments of up to sixteen years in respect of mining licences which are granted for a period of twenty-one years, but in common with prospecting licences and exploration licences they may be relinquished or sold by the Group before the expiry of the full term of the licence.

(b) Operating Leases

The Company leases office space on a month-to-month basis with no fixed term.

8. TRADE AND OTHER PAYABLES

	2026 $	2025 $
Trade and other payables	437,179	446,261

9. PROVISIONS

Current	2026 $	2025 $
Employee entitlements	47,804	30,208
Land rehabilitation	-	1,081,683
Provisions - current	47,804	1,111,891
Non-Current		
Land rehabilitation	1,081,683	-
Provisions – non-current	1,081,683	-

Reconciliation of Land Rehabilitation provision

	2026 $	2025 $
Opening balance	1,081,683	1,081,683
Costs incurred during the year	-	-
Closing balance	1,081,683	1,081,683

Key estimates and judgements

Land rehabilitation

The Group makes provision for the rehabilitation of the land used in its mining operations. The provision is required to estimate the costs that the Group will incur to rehabilitate the land in the future. The quantum of the rehabilitation work is uncertain, and therefore the estimates are subject to a number of factors that can vary. These factors include of the costs of performing the work, the area of land to be rehabilitated, regulatory changes, technological changes and discounting factors. Expenses incurred on land rehabilitation are offset against the provision and the outstanding costs estimated to complete the land rehabilitation are re-assessed.

The cost of rehabilitation will be incurred when the project permit is surrendered. The Group has set out a work program for the next year and expects to maintain the permit is good standing for the next year. The rehabilitation obligation is not due to be settled within 12 months after the reporting date and, at the reporting date, the Group has the right to defer settlement of the obligation for at least 12 months.. Accordingly, the rehabilitation provision has been classified as non-current.

10. CONTRIBUTED EQUITY

	2026		2025	
	No. of shares	$	No. of shares	$
Ordinary shares	335,015,613	54,219,505	335,015,613	54,219,505

The reconciliation of opening and closing equity is as follows:

	No. of shares	$
At 30 June 2024	335,015,613	54,219,505
At 30 June 2025 and 2026	335,015,613	54,219,505

Terms and Conditions of Issued Capital

Ordinary Shares (quoted): HAW
Holders of ordinary shares are entitled to receive dividends as declared from time to time and are entitled to one vote per share at shareholders meetings. In the event of winding up of the Company ordinary shareholders rank after all other shareholders and creditors and are fully entitled to any proceeds of liquidation.

Accounting policy

Ordinary shares are classified as equity. Incremental costs directly attributable to the issue of new shares and options are shown in equity as a deduction, net of tax, from the proceeds.

Capital Management

The Company's policy in relation to capital management is for management to regularly and consistently monitor future cash flows against expected expenditures. The Board determines the Company's need for additional funding by way of either share placements or loan funds depending on market conditions at the time. Management defines working capital in such circumstances as its excess liquid funds over liabilities and defines capital as being the ordinary share capital of the Company.

There were no changes in the Company's approach to capital management during the year.

11. DIVIDENDS

No dividend was declared or paid during the year ended 30 June 2026 (2025: Nil).

12. REVENUE

	2026 $	2025 $
Ore sales	-	544,314
Interest	490,015	566,238
Total revenue	490,015	1,110,552

Material accounting Policy

Sale of goods

Revenue from the sale of gold ore is recognised when the performance obligation is satisfied. The performance obligation is generally considered to be satisfied when the gold ore is physically transferred to the buyer.

Gold sales are recognised based on the quantity ore mined and despatched to the purchaser, with the amount paid based a fixed price per tonne of ore.

Interest

Interest revenue is recognised as the interest accrues.

13. EXPENSES

Profit before income tax expense includes the following expenses whose disclosure is relevant in explaining the performance of the Group:

	2026 $	2025 $
(i) Payroll expenses[1]		
Salaries and other employee costs	303,179	285,469
Superannuation	27,128	25,533
(ii) Profit attributable to Joint Venture Partner [2]	17,908	170,044

1. Payroll expenses are recorded under administration expenses

2. Profit attributable to Joint Venture Partner relates to 30% of the of the profits derived from the Anglo-Saxon mining operation. The Anglo-Saxon mining permit is subject to a Joint Venture agreement with Hawthorn holding a 70% interest in the operation and controlling the resources and activities of the operation as JV manager. Accordingly Hawthorn has recorded 100% of the revenues and expenses, and assets and liabilities of the mining operation. A total profit of $59,694 (2025: $566,814) was recorded in the mining operation for the current year. $17,908 (2025: $170,044) is attributable to the Joint Venture partner and has been recorded as an expense and was offset against the GEL contribution for the year.

14. TAXATION

(a) Income tax recognised in profit or loss tax expense comprises:

	2026 $	2025 $
Current tax benefit	-	-
Deferred tax expense relating to the origination and reversal of temporary differences	-	-
Income tax expense	-	-

(b) The prima facie income tax expense on pre-tax accounting loss from operations reconciles to the income tax expense in the financial statements as follows:

	2026 $	2025 $
Loss from operations	(595,755)	(341,645)
Income tax (benefit) / expense at 25% (2025: 25%)	(148,939)	(85,411)
Non-deductible expenditure	366,561	443,385
Capital expenditure deduction	(300,614)	(179,703)
Allowable deductions	(281,900)	(263,361)
Tax and capital losses (utilised) /generated	364,892	85,090
Income tax expense	-	-

(c) Deferred tax assets and liabilities

	2026 $	2025 $
Deferred tax liability comprises:		
Exploration costs	536,348	304,148
Interest accrued	-	650
Amounts not recognised due to offset of deferred tax assets (detailed below)	(536,348)	(304,798)
	-	-

Deferred tax asset comprises:		
Investments	23,977	-
Accruals and payables	94,681	85,060
Employee entitlements	11,951	7,552
Provisions	270,421	270,421
	401,030	363,033
Deferred tax liabilities not recognised	135,318	(58,235)
Deferred tax assets offset against deferred tax liabilities	(536,348)	(304,798)
Unused tax losses for which no deferred tax asset has been recognised *	9,565,640	8,106,072
Potential tax benefit at 25% (2025: 25%)	2,391,410	2,026,518

*At 10 June 2008, the Company formed a tax consolidated group. These losses are subject to further review by the Company to determine if they satisfy the necessary legislative requirements under the income tax legislation for the carry forward and recoupment of tax losses. Additionally, a deferred tax asset has not been recognised in respect of these items because at this stage of the Company's development, it is not currently considered probable that future taxable profits will exceed the value of the gross value of the deferred tax assets available to the Company. This is due to the uncertainties and risks associated with estimating economic benefits arising from the Trouser Legs Mining Joint Venture, due to the risk factors discussed related to the Company's assets and operations.

Hawthorn Resources Limited (the 'head entity') and its wholly owned Australian entities have formed an income tax consolidated group under the tax consolidation regime. The head entity and the controlled entities in the tax consolidated group continue to account for their own current and deferred tax amounts. The tax consolidated group has applied the group allocation approach in determining the appropriate amount of taxes to allocate to members of the tax consolidated group.

15. EARNINGS PER SHARE

Basic and diluted earnings per share
Basic and diluted earnings per share is calculated as follows:

	2026 $	**2025 $**
(Loss) / Profit for the year attributable to members	(595,755)	(341,645)
	Number of shares	Number of shares
Weighted average number of ordinary shares at the end of the financial year	335,015,613	335,015,613
Basic and Diluted (Loss) / Earnings Per Share (cents)	(0.1778)	(0.1020)

There were no outstanding options at the reporting date (30 June 2025: $nil). There are no performance rights at the reporting date (30 June 2025: $nil)

16. RELATED PARTIES

(a) Key Management Personnel Disclosures

The key management personnel for the Company for all or part of the year are set out as follows: -

Directors

Li, Yijie	Non-Executive Chairman (re-elected at 2023 AGM)
Liu, Zhensheng	Non-Executive Director (re-elected at 2025 AGM, retired 16 April 2026)
Liu, Wei	Non-Executive Director (appointed 16 April 2026)
B F Thornton	Non-Executive Director until 24 November 2022; joint Managing Director from 25 November 2022 until 31 December 2022 and sole Managing Director thereafter
J D Corrigan	Non-Executive Director appointed at 2024 AGM on 24 November 2024

The key management personnel compensation is as follows:

	2026 $	2025 $
Short-term employee benefits	286,063	282,030
Post-employment benefits	27,128	25,533
	313,191	307,563

At year end, no amounts were due to or from key management personnel (2025: $nil).

(b) Wholly Owned Group Transactions

During the year there were no transactions with controlled entities, other than movements in the respective inter-company loan accounts.

As at 30 June 2026, Hawthorn Resources Limited loan balances with its subsidiary companies were:

Payable to Ellendale Resources Pty Ltd	$511,747 (2025: $512,710)
Receivable from Northern Resources Australia Pty Ltd	$264,006 (2025: $263,676)
Receivable from Trouser Leg Mining Joint Venture	$nil (2025: $141,333)
Payable from Trouser Leg Mining Joint Venture	$1,081,683 (2025: $nil)

As at 30 June 2026, Ellendale Resources Pty Ltd loan balances with its subsidiary companies were:

Payable to Sunderland Pty Ltd	$475,624 (2025: $475,954)
Receivable from Northern Resources Australia Pty Ltd	$140,738 (2025: $140,738)

All loan balances have been provided on an interest free basis and have no fixed repayment date.

Movements in loan account during the year relate to payment of expenses. Expenses paid and charged through the loan accounts during the year relate to exploration, tenement costs and Company administration expenses.

17. PARENT ENTITY INFORMATION

As at, and throughout the financial year ended 30 June 2026, the legal parent entity of the Group was Hawthorn Resources Limited.

	2026 $	2025 $
Current assets	11,071,995	11,446,268
Non-current assets	3,692,963	2,645,548
Total assets	14,764,958	14,091,816
Current liabilities	484,982	305,477
Non-current liabilities	11,848,922	10,726,745
Total liabilities	12,333,904	11,032,222
Net assets	2,431,054	3,059,594

Issued capital *	115,622,459	115,622,459
Reserves	(6,000)	(15,000)
Accumulated losses	(1113,185,405)	(112,547,865)
Total equity	2,431,054	3,059,594
(Loss) / Profit of the parent entity	(637,540)	(753,415)
Comprehensive (Loss) / Profit of the parent entity	(628,540)	(738,415)

* Refer to note 1(e) for explanation for variance between Parent entity issued capital and consolidated entity issued capital.

The parent Company has not provided any guarantees for its subsidiaries, nor does it have any contingent liabilities or contractual commitments to purchase plant and equipment. This is consistent with prior years.

CONSOLIDATED ENTITIES

Name	Country of Incorporation	Ordinary Share Consolidated Equity Interest	
		2026 %	2025 %
Parent entity			
Hawthorn Resources Limited	Australia		
Controlled entities			
Ellendale Resources Pty Ltd	Australia	100%	100%
Sunderland Pty Ltd *	Australia	100%	100%
Northern Resources Australia Pty Ltd *	Australia	100%	100%
Trouser Leg Mining Joint Venture**	Australia	70%	70%

* Sunderland Pty Ltd and Northern Resources Australia Pty Ltd are non-operating 100% owned subsidiaries of Ellendale Resources Pty Ltd.

** Trouser Legs Mining Joint Venture is a contractual arrangement set up upon a decision to mine within exploration tenements previously subject to farm-out arrangements.

18. FINANCIAL RISK MANAGEMENT

The Group's operations expose it to various financial risks including market, credit, liquidity and price risks. Financial risk management is carried out by the Board on an informal basis using a variety of methods as deemed appropriate, including performance analysis, cash flow and operating/capital expenditure forecasts, to manage market, credit, liquidity and price risk.

(a) Market Risk

Foreign Exchange Risk

Foreign currency risk is the risk of exposure to transactions that are denominated in a currency other than the Australian dollar.

The Group's operations are currently solely within Australia, and therefore are not exposed to any material foreign exchange risk.

Interest Rate Risk

Interest rate risk is the risk that a financial instrument's value will fluctuate as a result of changes in market interest rates. Fluctuations in interest rates will not have any material risk exposure to the cash held in bank deposits at variable rates.

The Group's exposure to market interest rates relates primarily to the Group's short-term cash deposits held.

Sensitivity Analysis on Cash and Cash Equivalents

The sensitivity analysis below has been determined based on the exposure to interest rates for both derivative and non-derivative instruments at the average monthly closing balances. A 100-basis point increase or decrease is used

when reporting interest rate risk internally and represents Management's assessment of the possible change in interest rates.

At the reporting date, if interest rates had been 100 basis points higher or lower and all other variables held constant, the Group's net result and net assets would increase by $115,600 (2025: $129,079) and decrease by $115,600 (2025: $129,079). This is mainly attributable to the Group's exposure to interest rates on its cash and cash equivalents.

(b) Credit Risk

Credit risk is managed on a group basis. Credit risk arises from cash and cash equivalents, deposits with banks and financial institutions. For banks and financial institutions, only major Australian banking institutions are used. For customers, individual risk limits are set based on internal or external ratings in accordance with limits set by the Board.

The maximum exposure to credit risk at the reporting date is the carrying amount of the financial assets (refer Notes 2 and 3). The Group's cash assets are held with large Australian banks. The Group's receivables are mainly from the Australian Tax Office. Accordingly the directors are satisfied there is no significant credit risk in relation to current financial assets.

(c) Liquidity Risk

Prudent liquidity risk management implies maintaining sufficient cash and marketable securities, the availability of funding through an adequate amount of committed credit facilities and the ability to close out market positions. The Group manages liquidity risk by continuously monitoring forecast and actual cash flows and matching the maturity profiles of financial assets and liabilities. The Group does not have any committed credit lines. As at the reporting date, the Group has no significant liquidity risk, as available cash assets significantly exceed amounts payable.

(d) Price Risk

The Group's price risk is linked to its investment in listed shares, currently valued at $102,000. This represents the maximum exposure to price risk. At the year end the value of the investment had increased by $9,000 (9.6%) (2025: decrease of $15,000 (13.9%)).

(e) Maturities of Financial Liabilities

The tables below analyse the Group's financial liabilities into relevant maturity groupings based on the remaining period at the reporting date to the contractual maturity date. The amounts disclosed in the table are the contractual undiscounted cash flows.

Group – 30 June 2026

	Less than 3 months	*3 months to 1 year*	*1 - 5 years*	*5 + Years*	*Total*
	$	$	$	$	$
Non-Interest Bearing	(437,179)	-	-	-	(437,179)

Group - 30 June 2025

	Less than 3 months	*3 months to 1 year*	*1 - 5 years*	*5 + Years*	*Total*
	$	$	$	$	$
Non-Interest Bearing	(446,261)	-	-	-	(446,261)

(f) Net Fair Values

The fair value of financial assets and financial liabilities must be estimated for recognition and measurement or for disclosure purposes.

The carrying value at the reporting date of financial assets and financial liabilities, such as receivables and payables, are assumed to approximate fair values due to their short-term nature. For other financial assets, such as financial instruments traded in organised financial markets, fair value is the current quoted market bid price for an asset.

The financial instruments recognised at fair value in the Consolidated Statement of Financial Position have been analysed and classified using a fair value hierarchy reflecting the significance of the inputs used in making the measurements. The fair value hierarchy consists of the following levels:

- quoted prices in active markets for identical assets and liabilities (Level 1)
- inputs other than quoted prices included within Level 1 that are observable for the asset or liability, either directly (as prices) or indirectly (derived from prices) (Level 2); and
- inputs for the asset and liability that are not based on observable market data (unobservable inputs) (Level 3)

The Group's financial assets held at fair value comprise the investment in ordinary shares of a listed entity. These have been valued using Level 1 inputs. The risk related to these assets are considered minimal based on the low level of resources invested.

Accounting policy

The Group's principal financial instruments comprise receivables, payables, cash and term deposits. These instruments expose the Group to a variety of financial risks: market risk (including interest rate risk and price risk), credit risk and liquidity risk.

Management manages the different types of risks to which it is exposed by considering risk and monitoring levels of exposure to interest rate risk and by being aware of market forecasts for interest rate and commodity prices. Ageing analyses and monitoring of specific credit allowances are undertaken to manage credit risk, and liquidity risk is monitored through general business budgets and forecasts.

19. EVENTS AFTER THE BALANCE DATE

There has not been any matter or circumstance that has arisen after balance date that has significantly affected, or may significantly affect, the operations of the Group, the results of those operations, or the state of affairs of the Group in future financial periods.

REMUNERATION OF AUDITORS

The auditor of Hawthorn Resources Limited is Stannards Audit Pty Ltd.

	2026 $	2025 $
Statutory audit		
Auditors of the Company – Stannards (2025: Connect)		
- Audit and review of financial reports – Connect	50,750	48,000
Other Services – Stannards (2025: Connect)		
- Other non-audit services	-	-
Total fees	50,750	48,000

20. CONTINGENT LIABILITIES AND CONTINGENT ASSETS

As stated in note 9, the expected cost for land rehabilitation work is uncertain, accordingly, the actual costs incurred might be higher/lower than the amount provided for at 30 June 2026 of $1,081,683.

There were no other contingent liabilities and contingent assets in existence at 30 June 2026 and 30 June 2025.

21. OPERATING SEGMENTS

The Group has adopted AASB 8 Operating Segments whereby segment information is presented using a "management approach". Management has determined the operating segments based on the reports reviewed by the Chief Operating Decision Makers, in the Group's case being the Board of Directors, that are used to make strategic decisions. The Group operates predominately in one geographical location. The Group does not have any operating segments with discrete financial information. The Group does not have any customers outside Australia, and all the Group's assets and liabilities are located within Australia.

The Board of Directors review internal management reports at regular intervals that are consistent with the information provided in the Consolidated Statement of Profit or Loss and Other Comprehensive Income, Consolidated Statement of Financial Position and Consolidated Statement of Cash Flows. As a result, no reconciliation is required because the information as presented is what is used by the Board of Directors to make strategic decision including assessing performance and in determining the allocation of resources.

22. IMPACT OF ADOPTING NEW ACCOUNTING STANDARDS AND ACCOUNTING STANDARDS NOT YET EFFECTIVE

(a) New, *Revised or Amending Accounting Standards and Interpretations Adopted*

The Group has adopted all of the new and revised Standards and Interpretations issued by the Australian Accounting Standards Board ("AASB") that are relevant to its operations and effective for the year.

(b) New Accounting Standards and Interpretations not yet mandatory or early adopted

Australian Accounting Standards and Interpretations that have recently been issued or amended but are not yet mandatory, have not been early adopted by the consolidated entity for the annual reporting period ended 30 June 2026. The consolidated entity has not yet assessed the impact of these new or amended Accounting Standards and Interpretations.

Basis of preparation

This consolidated entity disclosure statement has been prepared in accordance with s295(3A)(a) of the *Corporations Act 2001* and includes the required information for Hawthorn Resources Limited and the entities it controls in accordance with AASB 10 *Consolidated Financial Statements.*

Tax residency

S295(3A)(vi) of the *Corporations Act 2001* defines tax residency as having the meaning in the *Income Tax Assessment Act 1997.* The determination of tax residency may involve judgement as there are different interpretations that could be adopted and which could give rise to different conclusions regarding residency.

In determining tax residency, the consolidated entity as applied the following interpretations:

Australian Tax Residency
Current legislation and judicial precent has been applied, including having regard to the Tax Commissioner's public guidance.

Foreign Tax Residency
Where appropriate, independent tax advisors have been engaged to assist in the determination of the tax residency to ensure applicable foreign tax legislation has been complied with.

Name of entity	Entity Type	Trustee, partner or participant in a Joint Venture	Country of incorporation	Ownership interest	Australian or foreign tax resident	Foreign Jurisdiction of foreign residents
Hawthorn Resources Ltd	Body Corporate	Partner	Australia	N/A	Australian	N/A
Ellendale Resources Pty Ltd	Body Corporate	N/A	Australia	100.00%	Australian	N/A
Sunderland Pty Ltd	Body Corporate	N/A	Australia	100.00%	Australian	N/A
Northern Resources Australia Pty Ltd	Body Corporate	N/A	Australia	100.00%	Australian	N/A
Trouser Leg Mining Joint Venture	Joint Venture	N/A	Australia	70.00%	Australian	N/A
Mt Bevan Other Minerals	Joint Venture	N/A	Australia	34%	Australian	N/A

Hawthorn Resources Limited
Directors Declaration

In the directors' opinion:

(a) the financial statements and notes set out on pages 22 to 39 are in accordance with the *Corporations Act 2001*, including:

  (i) complying with Australian Accounting Standards (including the Australian Accounting Interpretations), the *Corporations Regulations 2001*; and

  (ii) giving a true and fair view of the consolidated entity's financial position as at 30 June 2026 and of its performance, for the financial year ended on that date; and

(b) there are reasonable grounds to believe that the Company will be able to pay its debts as and when they become due and payable;

(c) the financial report also complies with International Financial Reporting Standards issued by the International Accounting Standards Board (IASB) as disclosed in Note 1 (c);

(d) the information disclosed in the consolidated entity disclosure statement is true and correct; and

(e) the audited Remuneration Report set out on pages 17 to 19 of the Directors' Report is in accordance with the *Corporations Act 2001*.

The directors have been given declarations, as required by section 295A of the *Corporations Act 2001*, by the chief executive officer and the chief financial officer for the financial year ended 30 June 2026.

Signed in accordance with a Resolution of the Board of Directors at Melbourne this 30th day of September 2026.

Brian F Thornton
Managing Director and CEO

STANNARDS

Independent Auditor's Report

To the Members of Hawthorn Resources Limited

Report on the Audit of the Financial Report

Opinion

We have audited the accompanying financial report of Hawthorn Resources Limited and its controlled entities (the "Group"), which comprises the consolidated statement of financial position as at 30 June 2026, the consolidated statement of profit or loss and other comprehensive income, the consolidated statement of cash flows and the consolidated statement of changes in equity for the financial year ended on that date, and notes to the financial statements, including material accounting policy information, the consolidated entity disclosure statement, and the directors' declaration of the company as set out on page 40.

In our opinion the financial report of the Group is in accordance with the *Corporations Act 2001*, including:

(a) giving a true and fair view of the Group's financial position as at 30 June 2026 and of its performance for the financial year ended on that date; and

(b) complying with Australian Accounting Standards and the *Corporations Regulations 2001.*

Basis for opinion

We conducted our audit in accordance with Australian Auditing Standards. Our responsibilities under those standards are further described in the *Auditor's Responsibilities for the Audit of the Financial Report* section of our report. We are independent of the Group in accordance with the auditor independence requirements of the *Corporations Act* 2001 and the ethical requirements of the Accounting Professional and Ethical Standards Board's APES 110 *Code of Ethics for Professional Accountants (including Independence Standards)* (the Code) that are relevant to our audit of the financial report in Australia. We have also fulfilled our other ethical responsibilities in accordance with the Code.

We confirm that the independence declaration required by the *Corporations Act* 2001, which has been given to the directors of the company, would be in the same terms if given to the directors as at the time of this auditor's report.

We believe that the audit evidence we have obtained is sufficient and appropriate to provide a basis for our opinion.

Key Audit Matters

Key audit matters are those matters that, in our professional judgement, were of most significance in our audit of the financial report of the current period. These matters were addressed in the context of our audit of the financial report as a whole, and in forming our opinion thereon, and we do not provide a separate opinion on these matters.

Key Audit Matter	How our audit addressed the key audit matter
Capitalisation of Exploration and Evaluation Assets	
We focus on the capitalisation of exploration and evaluation asset as this represents a significant asset of the Group and that the capitalisation of this amount is significantly affected by management's judgement The Group has incurred significant exploration and evaluation expenditures. The accounting treatment of these expenditures (whether as capital or expense) can have a significant impact on the financial report. This is particularly relevant as this Group is in an exploration stage with no production activities. As such it is necessary to assess whether the facts and circumstances existed to suggest that these expenditures were properly capitalised in accordance with accounting standard	We carried out the following work in accordance with the guidance set out in AASB 6 Exploration for and Evaluation of Mineral Resources: We reviewed the Group's accounting policy specifying which expenditures are recognised as exploration and evaluation assets and its consistent application of the policy. We tested a sample of capitalised expenditures to ensure that these expenditures are associated with finding specific mineral resources We obtained evidence that the rights to tenure of the area of interest are current and that the Group has valid rights to explore in the areas represented by the capitalised exploration and evaluation expenditures by reviewing supporting documents of a sample of the Group's tenement holdings We evaluated whether the exploration and evaluation expenditures are expected to be recouped, either through successful development and exploitation or through sale We enquired with management and evaluated whether exploration and evaluation activities in the area of interest have not at the end of the reporting period reached a stage which permits a reasonable assessment of the existence or otherwise of economically recoverable reserves, and active and significant operations in, or in relation to, the area of interest are continuing. We enquired with those charged with governance whether they monitor that these expenses are capitalised as per AASB6 We have obtained sufficient appropriate audit evidence with regards to the capitalised amount as disclosed in the note to financial statements.

	We also considered the appropriateness of the related disclosure in Notes 5 and 7 to the financial statements.
Assessment of Carrying Value of Exploration and Evaluation Assets	
We focus on the assessment of the carrying value of the exploration and evaluation asset as this represents a significant asset of the Group. We need to assess whether the facts and circumstances existed to suggest that the carrying value of this asset may exceed its recoverable amount. Significant judgement is involved in considering if there was impairment indicator and estimating the value of the asset and the potential material impact on the financial report. As part of their annual impairment review management prepared a list of all its exploration and evaluation assets and reviewed these against their list of impairment indicators. Where impairment indicators existed, management performed an impairment review in accordance with AASB 136 Impairment of Assets. No impairment issue was identified by the management and subsequently no amount was written off during this year in respect of areas of exploration in the exploration and evaluation assets.	We ensured the Group has tested at the level of area of interest where the following indicators are present: (a) the period for which the Group has the right to explore in the specific area has expired during the period or will expire in the near future, and is not expected to be renewed; (b) substantive expenditure on further exploration for and evaluation of mineral resources in the specific area is neither budgeted nor planned (c) exploration for and evaluation of mineral resources in the specific area have not led to the discovery of commercially viable quantities of mineral resources and the Group has decided to discontinue such activities in the specific area; (d) sufficient data exist to indicate that, although a development in the specific area is likely to proceed, the carrying amount of the exploration and evaluation asset is unlikely to be recovered in full from successful development or by sale. We enquired with management and reviewed budgets to ensure that substantive expenditure on further exploration for and evaluation of the mineral resources in the Group's areas of interest were planned. We enquired with management, reviewed announcements made and reviewed minutes of the directors' meetings to ensure that the Group had not decided to discontinue activities in any of its areas of interest. We evaluated management's assessment of impairment indicators including the conclusion reached. We also considered the appropriateness of the related disclosure in Notes 5 and 7 to the financial statements.

Assessment of the provision for rehabilitation of the land used in mining operation	
We focus on the assessment of the provision for rehabilitation of the land used in mining operation as this represents a significant liability of the Group and the quantum of the rehabilitation work is uncertain. The Group makes provision for the rehabilitation of the land used in its mining operations. The provision is required to estimate the costs that the Group will incur to rehabilitate the land in the future. The estimates are subject to a number of factors that can vary. These factors include of the costs of performing the work, the area of land to be rehabilitated, regulatory changes, technological changes and discounting factors. The Group does not expect to incur any rehabilitation expenditure within the next 12 months. Accordingly, the rehabilitation provision has been classified as non-current.	We assessed the reasonableness of the rehabilitation earthworks cost estimate for the land used in mining operations. We evaluated the work of management's expert. We tested the $26k Mining Rehabilitation Fund payment in previous years, which correlates with this provision and reflects a percentage for the full rehabilitation cost. Additionally, we reviewed the appropriateness of the related disclosures in Note 9 and Note 22 of the financial statements.

Other Matter

The financial report for the year ended 30 June 2025, was audited by another company, Connect National Audit who expressed an unmodified opinion on the report on 17 September 2025.

Other Information

The directors are responsible for the other information. The other information comprises the information included in the Group's annual report for the year ended 30 June 2026, but does not include the financial report and our auditor's report thereon.

Our opinion on the financial report does not cover the other information and accordingly, we do not express any form of assurance conclusion thereon.

In connection with our audit of the financial report, our responsibility is to read the other information and, in doing so, consider whether the other information is materially inconsistent with the financial report or our knowledge obtained in the audit or otherwise appears to be materially misstated.

If, based on the work we have performed, we conclude that there is a material misstatement of this other information, we are required to report that fact. We have nothing to report in this regard.

Matters Relating to the Electronic Presentation of the Audited Financial Report

This audit report relates to the financial report of Hawthorn Resources Limited for the year ended 30 June 2026 included on Hawthorn Resources Limited's web site. The directors are responsible for the integrity of the Hawthorn Resources Limited's web site. We have not been engaged to report on the integrity of the Hawthorn Resources Limited's web site. The audit report refers only to the statements named above. It does not provide an opinion on any other information which may have been hyperlinked to/from these statements. If users of this report are concerned with the inherent risks arising from electronic data communications they are advised to refer to the hard copy of the audited financial report to confirm the information included in the audited financial report resent on this web site.

Responsibilities of the directors for the financial report

The directors of the consolidated entity are responsible for the preparation of :

a) The financial report (other than the consolidated entity disclosure statement) that gives a true and fair view in accordance with Australian Accounting Standards and the *Corporations Act 2001*; and
b) The consolidated entity disclosure statement that is true and correct in accordance with the *Corporations Act 2001*; and

For such internal control as the directors determine is necessary to enable the preparation of :

c) The financial report (other than the consolidated entity disclosure statement) that gives a true and fair view and is free from material misstatement, whether due to fraud or error; and
d) The consolidated entity disclosure statement that is true and correct and is free of misstatement, whether due to fraud or error.

In the basis of preparation, the directors also state that the financial statements have been prepared in accordance with Accounting Standard AASB 101 *Presentation of Financial Statements*, that the financial statements comply with International Financial Reporting Standards.

In preparing the financial report, the directors are responsible for assessing the Group's ability to continue as a going concern, disclosing, as applicable, matters related to going concern and using the going concern basis of accounting unless the directors either intend to liquidate the Group or to cease operations, or have no realistic alternative but to do so.

Auditor's Responsibilities for the audit of the financial report

Our objectives are to obtain reasonable assurance about whether the financial report as a whole is free from material misstatement, whether due to fraud or error, and to issue an auditor's report that includes our opinion. Reasonable assurance is a high level of assurance but is not a guarantee that an audit conducted in accordance with the Australian Auditing Standards will always detect a material misstatement when it exists. Misstatements can arise from fraud or error and are considered material if, individually or in the aggregate, they could reasonably be expected to influence the economic decisions of users taken on the basis of this financial report.

A further description of our responsibilities for the audit of the financial report is located at the Auditing and Assurance Standards Board website at: http://www.auasb.gov.au/Home.aspx. This description forms part of our auditor's report.

STANNARDS

Report on the Remuneration Report

Opinion on the Remuneration Report

We have audited the Remuneration Report included in pages 17 to 19 of the directors' report for the financial year ended 30 June 2026.

In our opinion the Remuneration Report of Hawthorn Resources Limited for the financial year ended 30 June 2026, complies with section 300A of the *Corporations Act 2001*.

Responsibilities

The directors of the company are responsible for the preparation and presentation of the Remuneration Report in accordance with section 300A of the *Corporations Act 2001*. Our responsibility is to express an opinion on the Remuneration Report, based on our audit conducted in accordance with Australian Auditing Standards.

Stannards Audit

STANNARDS AUDIT PTY LTD

Authorised Audit Company No. 571846

ROBIN KING HENG LI CA RCA

Director

Date: 30 September 2026

HAWTHORN RESOURCES LIMITED

Additional Information for Shareholders

ASX Listing Rule 4.10 at 09 October 2026

1. 20 Largest Shareholders – HAW ordinary shares

Registered holder	Holding	%	Rank
FENG HUA MINING INVESTMENT HOLDING (HK) LIMITED	120,788,101	36.05	1
BELL POTTER NOMINEES LTD <BB NOMINEES A/C>	54,694,572	16.33	2
PARADYCE PTY LTD <THE PARADYCE A/C>	13,387,692	4.00	3
LEGACY IRON ORE LIMITED	12,575,000	3.75	4
CITICORP NOMINEES PTY LIMITED	8,726,052	2.60	5
INGOT CAPITAL INVESTMENTS PTY LTD	5,947,598	1.78	6
MR BRIAN THORNTON	5,761,879	1.72	7
BAGBO PTY LTD	5,019,339	1.50	8
DR MARK THEO BLOCH	4,503,938	1.34	9
MR VICTOR LORUSSO	4,320,492	1.29	10
NEWMEK INVESTMENTS PTY LTD	4,101,640	1.22	11
YELRIF INVESTMENTS PTY LTD <YELRIF INV P/L P/FUND A/C>	4,000,000	1.19	12
JAWESS PTY LTD <KENT FAMILY SUPER FUND A/C>	3,000,000	0.90	13
MR MICHAEL ROBERT WELLARD	2,500,000	0.75	14
AUSTIC ENTERPRISES PTY LTD	2,250,000	0.67	15
J P MORGAN NOMINEES AUSTRALIA PTY LIMITED	1,878,589	0.56	16
MISS KATHRYN BERNADETTE O'CONNELL & MR STEPHEN HAMLYN VAN EMMERIK <KOVE SUPER FUND A/C>	1,742,533	0.52	17
BERKELEY CONSULTANTS PTY LTD <THE BERKELEY A/C>	1,500,000	0.45	18
MR MARK ANDREW MITCHELL & MRS LINDA JOAN MITCHELL <M & L MITCHELL S/F A/C>	1,410,000	0.42	19
MR BRENDAN PHYLAND	1,382,537	0.41	20
Total – 20 largest holders	**259,489,962**	**77.46**	**20**
Total – all others	**75,525,651**	**22.54**	**1,418**
TOTAL	**335,015,613**	**100.00**	**1,438**

2. Range of Shareholdings – HAW ordinary shares

Range	Holding	%	No. of holders	%
100,001 and over	308,879,703	92.20	164	11.40
10,001 to 100,000	22,933,523	6.85	627	43.60
5,001 to 10,000	2,165,570	0.65	278	19.33
1,001 to 5,000	1,012,051	0.30	252	17.52
1 to 1,000	24,766	0.01	117	8.14
Total	**335,015,613**	**100.00**	**1,438**	**100.00**

3. Marketable Parcels

There were 463 holders with less than a marketable parcel (market value less than $500) of the Company's ordinary shares (being 6,944 shares at the closing market price of $0.072 per share on 09 October 2026). These holdings totalled 1,595,220 shares or 0.48% of all shares on issue.

4. Buy-Back

The Company has not undertaken any buy-back during or since the end of the period under review.

5. Substantial Shareholdings

At 09 October 2026, the following substantial shareholdings have been declared to the Company:

Declared entity	No. of shares	%
Feng Hua Mining Investment Holding (HK) Ltd	120,788,101	36.05
Li, Yijie (indirect)	120,788,101	36.05
Christopher D Corrigan	54,694,572	16.33

6. Other Securities

At 09 October 2026, HAW has no options, performance rights, or other securities on issue.

7. Corporate Governance

The Board of Directors of Hawthorn Resources Limited are responsible for the corporate governance of the Company. The Board guides and monitors the business and affairs of the Company on behalf of the shareholders by whom they are elected and accountable. The Board continuously reviews its governance practices to ensure they remain consistent with the needs of the Company.

ASX Listing Rule 4.10.3 requires listed companies to disclose the extent to which they have complied with the ASX Best Practice Recommendations of the ASX Corporate Governance Council in the reporting period.

The Corporate Governance Statement and the Appendix 4G statement have been released to the ASX and can be found on the Company's website at www.hawthornresources.com

HAWTHORN RESOURCES LIMITED

Table of Interests in Mining Tenements

Project/Tenement	Interest at 30-Jun-26	Interest at 30-Jun-25	Joint Venture Partner / Farm-In/Out Partner
Pinjin East			
E 31/782	100%	100%	
E 31/1050	100%	100%	
Mt Bevan JV			
M 29/448 [magnetite] (formerly E 29/510)	0%*	0%*	Legacy Iron Ore Limited & Hancock Magnetite Holdings Pty Ltd
** 1% Net Free On-Board (FOB) Royalty*			
M 29/448 [lithium] (formerly E 29/510)	34%	34%	Legacy Iron Ore Limited & Hancock Magnetite Holdings Pty Ltd
Trouser Legs JV			
E 31/1094	70%	70%	GEL Resources
G 31/4	70%	70%	GEL Resources
L 31/32	70%	70%	GEL Resources
L 31/65	70%	70%	GEL Resources
L 31/66	70%	70%	GEL Resources
L 31/68	70%	70%	GEL Resources
L 31/69 (A)	0%	0%	GEL Resources
M 31/78	70%	70%	GEL Resources
M 31/79	70%	70%	GEL Resources
M 31/88	70%	70%	GEL Resources
M 31/113	70%	70%	GEL Resources
M 31/284	70%	70%	GEL Resources
Teutonic Bore Royalty **			
E 37/902	0%	0%	Round Oak Jaguar Pty Ltd
*** Royalty up to $1m subject to conditions*			

Hawthorn Resources Limited

ABN 44 009 157 439

Level 23, Rialto South Tower

525 Collins Street

Melbourne VIC 3000

Australia

T +61 3 9605 5950

E info@hawthornresources.com

W https://hawthornresources.com

Trouser Legs Joint Venture haul road to Carosue Dam