ASX ANNOUNCEMENT
22 October 2026

SEPTEMBER 2026 QUARTERLY REPORT

Constellation Resources Limited ("Constellation" or "Company") is pleased to provide its Quarterly Report for the period ended 30 September 2026. The Company's focus is on its projects in Western Australia and evaluating new opportunities in the resources sector.

HIGHLIGHTS DURING THE QUARTER

EDMUND-COLLIER BASIN (NATURAL GAS/HYDROGEN/HELIUM)

- Granted **two key Special Prospecting Authorities with Acreage Options** (SPA 048 AO and SPA 049 AO), securing a first-mover position targeting hydrogen, helium and natural gas in the Edmund–Collier Basin, Western Australia. See Figure 1 below.
- **Soil Gas Surveys** have commenced in Special Prospecting Authorities with Acreage Options (SPA 048 AO and SPA 049 AO). The aim is to complete the surveys by the end of the current quarter.
- **Petrographic/Porosity Samples**: 160 Samples submitted to Core Laboratories in Houston for thin section preparation and subsequent micro structural analysis. 30 conventional porosity samples also submitted. Data will assist in forming a play-type ranking for this frontier basin. See sample locations below in Figure 1.
- The 500 km-long basin shares key characteristics with the Beetaloo Basin and contains the essential elements of a prospective large scale natural gas system, with proximity to existing gas infrastructure and commercialisation pathways.

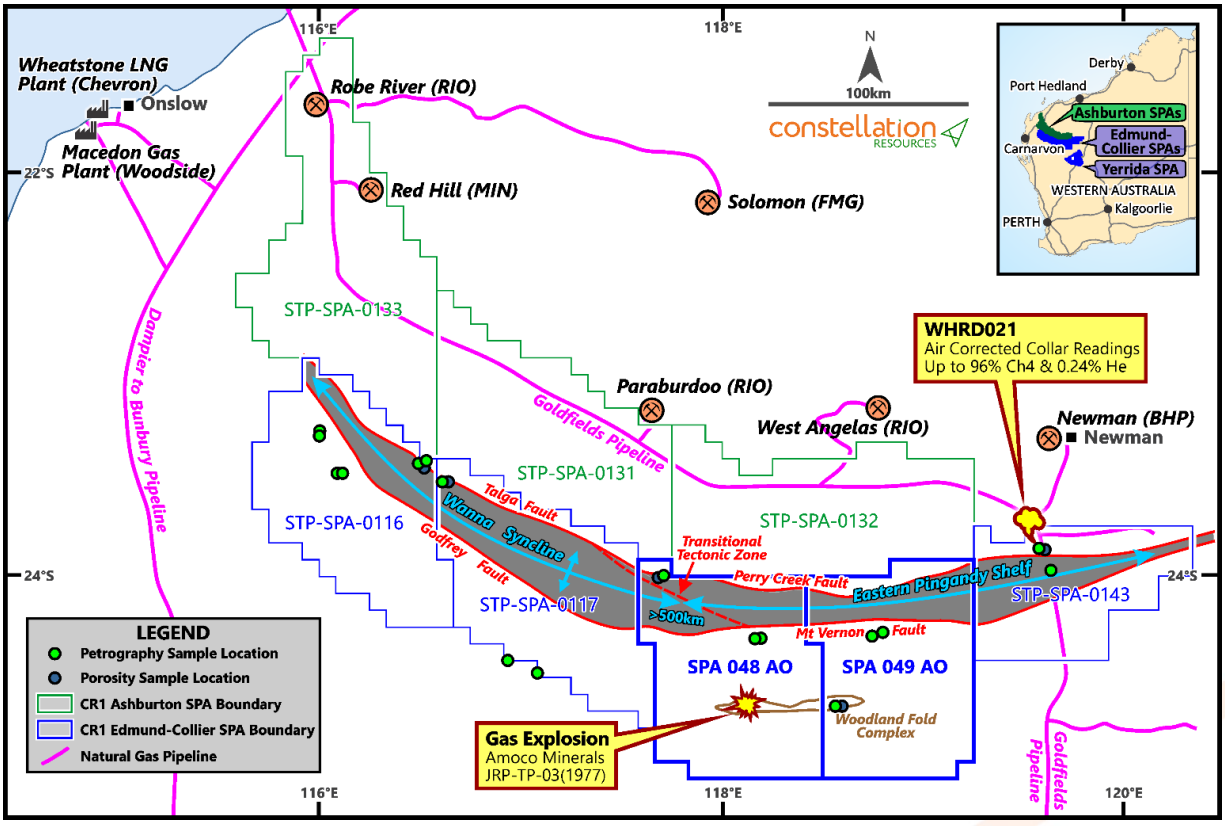

Figure 1: Edmund Collier Project. Location and Petrographic/Porosity Sample sites.

CORPORATE

- The Company announced the results of its previously announced non-renounceable entitlement and shortfall offer raising gross proceeds of $3.2 million.

EDMUND COLLIER PROJECT OVERVIEW

The **Edmund–Collier Project** covers **43,781 km²**, including SPA 048 AO and SPA 049 AO (see Figure 2), in the Gascoyne Province, strategically located near major gas transmission pipelines to support future commercialisation.

The basin contains a **4–5 km thick folded Proterozoic sedimentary succession** with organic-rich shales that are laterally extensive over 100's of kilometres, carbonates, dolerite sills, deep fault systems and radiogenic basement - providing the key ingredients for prospective hydrogen, helium and natural gas systems.

Constellation is assessing the basin as a potential analogue to the emerging Beetaloo Basin, which shares a similar geological age and is approaching commercial gas production.

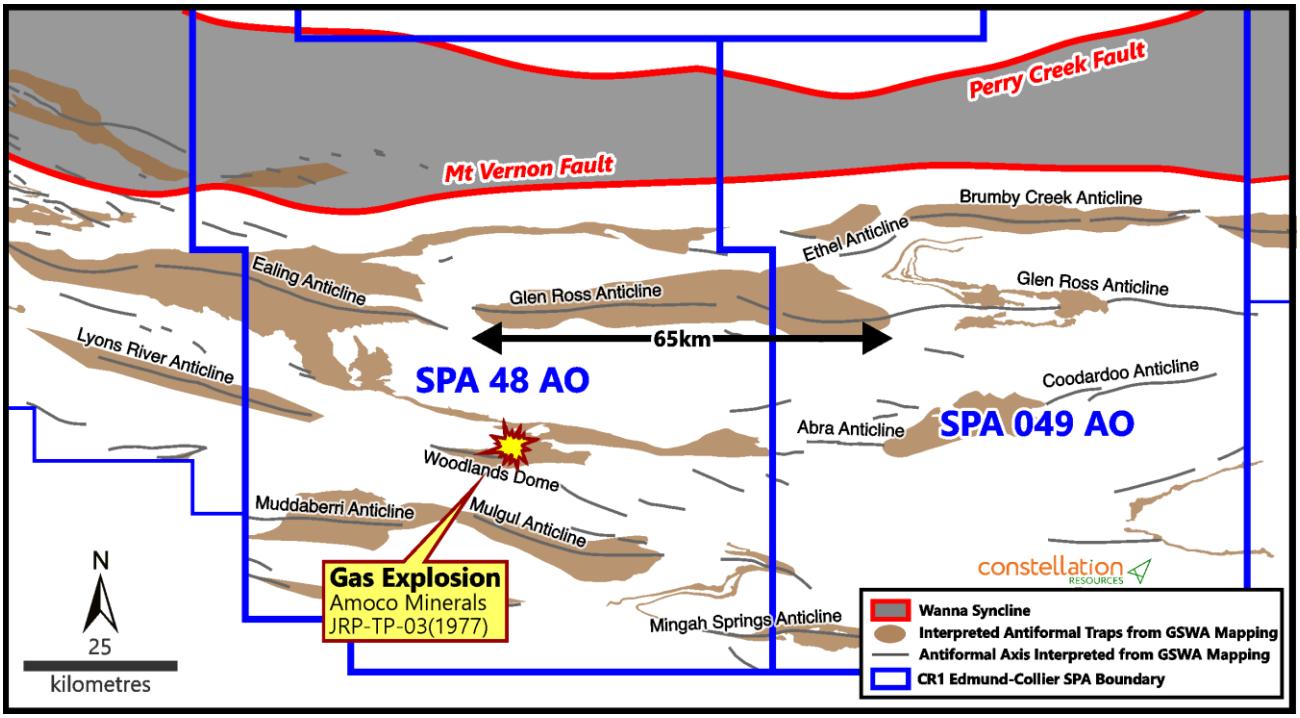

Figure 2: Edmund Collier Project SPA 48 AO and SPA 49 AO. Location of Numerous Antiformal Trap Sites Mapped by the Geological Survey of Western Australia and Gas Explosion Site.

EDMUND COLLIER PROJECT WORK PROGRAM TIMELINE

Constellation is currently undertaking soil-gas surveys on SPA 48 AO and SPA 49 AO (Figure 1 & 2) and aims to complete the surveys by year-end. Once completed, a final report will be submitted to the DMPE and Constellation will then be in a position to potentially apply for Exploration Licences for further work programs such as seismic surveys and drilling.

In parallel with the soil gas surveys, the petrographic study results will be incorporated with existing research data to potentially report a maiden prospective gas resource for the Edmund Collier Basin. Results are due towards the end of the year.

The Company is staging exploration across the basin, with the Environmental Plan for STP-SPA-0116 and stakeholder engagement nearing completion to achieve grant. Native title discussions for STP-SPA-0143 are underway and involve the same parties involved in SPA 048 AO and SPA 049 AO (Figure 1).

For further information, please contact:

Peter Woodman
Managing Director
Tel: +61 8 9322 6322

Peter Muccilli
Technical Director
Tel: +61 8 9322 6322

ULARRING COPPER GOLD PROJECT OVERVIEW

Ularring represents an exciting opportunity to explore for Cu-Au zones regionally along the targeted Meenar Shear corridor (24km of strike) and on other trends, where minimal exploration has been undertaken. Historical drill results have returned promising Cu-Au intersections at the Centre Forest and Southern Brook prospects. In addition, historical regional surface geochemical programs have identified promising Cu-Au-Bi-Mo-W soil anomalies along strike of Centre Forest and on separate trends requiring follow up work. These surface geochemical programs utilised a variety of sampling methods (soil and auger sampling) and analytical techniques.

Historical drill results, geophysical datasets and geology indicate the potential for a highly prospective Intrusion related Cu-Au system for Ularring, a system style that can generate large scale deposits. The region is known to host several major deposits that are intrusion related, such as the Boddington Copper-Gold mine (11Moz Au and 1Mt of copper produced, hosted in a sheared Intrusive related setting) and Caravel Minerals Limited's (ASX: CVV) Caravel Copper Project (a porphyry hosted Cu-Mo-Ag-Au deposit containing 3Mt Cu, 61Kt Mo, 895koz Au and 46Moz Ag in Mineral Resource). The recently announced high grade TREO intersection at the nearby Deep Blue Prospect by Chalice Mining Limited (ASX:CHN) also highlights the potential for other styles of mineralisations that will also be reviewed within the Companys Tenure.

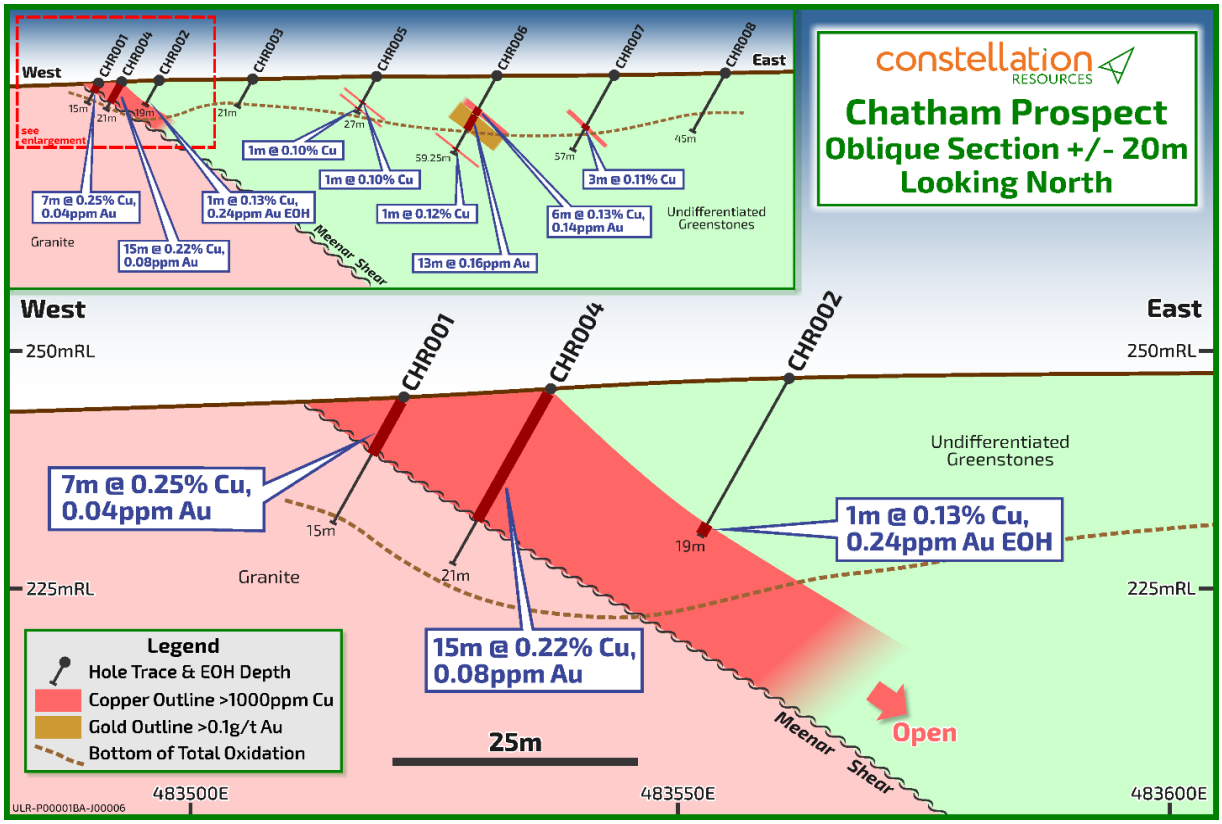

Figure 3: **The Chatham Oblique Cross Section.**

CHATHAM FUTURE PROGRAM

A maiden 12-hole (450m) reverse circulation ("RC") program was completed in early 2026 supported by an WA EIS Grant. The program drilled two untested Cu-Au Ultrafine+ soil anomalies generated by the Company at Chatham along the prospective Meenar Shear. Drilling confirmed broad regolith-hosted copper-gold mineralisation from surface (Figure 3), including:

- 7 m @ 0.25% Cu and 0.04 g/t Au from surface (CHR001); and
- 15 m @ 0.22% Cu and 0.08 g/t Au from surface (CHR004).

Follow-up programs planned for early 2027 include RC drilling and infill geochemistry to target fresh rock extensions to the newly discovered mineralisation. Chatham lies within the Ularring Project, which controls 24 km of the Meenar Shear and is prospective for large intrusion-related Cu-Au systems.

CORPORATE

Capital Position

During the quarter, the Company announced the results of its previously announced non-renounceable entitlement and shortfall offer raising gross proceeds of $3.2 million.

As at the date of this report, the Company has the following securities on issue:

Security Type	Number
Fully Paid Ordinary Shares	107,192,598
Unlisted options exercisable at $0.12 to $0.30 each, expiring 31 March 2027 – 31 March 2030	9,550,000

Business Development

Several other opportunities have been reviewed during the quarter, and the Company will continue in its efforts to identify and acquire suitable new business opportunities in the resources sector, both domestically and overseas. However, no agreements have been reached or licences granted and the Directors are not able to assess the likelihood or timing of a successful acquisition or grant of any opportunities.

COMPETENT PERSONS STATEMENT

The information in this report that relates to Exploration Results is extracted from the following ASX announcements:

- "June *2025 Quarterly Report*" – dated 27 July 2026
- *"Two Key Edmund-Collier Basin SPA-AOs Granted "- dated 15 July 2026;*
- "*Anomalous Copper Gold at Ularring*" – dated 9 June 2026;
- "*Methane and Helium Confirmed in Newly Awarded SPA*" – dated 21 May 2026;
- "*Yerrida Exhibits Thermogenic Hydrogen Generation Potential*" – dated 20 October 2025;
- "*Evidence for Hydrogen and Helium Confirmed at Edmund-Collier*" – dated 13 October 2025;
- "*Seismic Results Reveal Large Scale Hydrogen Potential;*" – dated 3 July 2025;
- "*Chatham Gold Target at Ularring Project*" – dated 24 June 2025;
- "*Thermogenic Hydrogen Potential Confirmed at Edmund-Collier*" – dated 19 May 2025;
- "*IP Survey Defines Copper Gold Target at Ularring*" – dated 18 March 2025;
- "*December 2024 Quarterly Report*" – dated 31 January 2025; and
- *"Acquisition of Ularring Coper Gold Project"* – dated 12 September 2024.

These announcements are available to view at the Company's website on www.constellationresources.com.au. The information in the original ASX Announcements that related to Exploration Results was based on, and fairly represents information compiled by Peter Muccilli, a Competent Person who is a Member of the Australasian Institute of Mining and Metallurgy. Mr Muccilli is a Technical Director of Constellation Resources Limited and a holder of shares and options in Constellation Resources Limited. Mr Muccilli has sufficient experience that is relevant to the styles of mineralisation and types of deposit under consideration, and to the activity being undertaken, to qualify as a Competent Person as defined in the 2012 Edition of the "Australasian Code for Reporting of Exploration Results, Mineral Resources and Ore Reserves" (JORC Code). The Company confirms that it is not aware of any information or data that materially affects the information included in the original market announcements. The Company confirms that the form and context in which the Competent Person's findings are presented have not been materially modified from the original market announcements.

FORWARD LOOKING STATEMENTS

Statements regarding plans with respect to Constellation's project are forward-looking statements. There can be no assurance that the Company's plans for development of its projects will proceed as currently expected. These forward-looking statements are based on the Company's expectations and beliefs concerning future events. Forward looking statements are necessarily subject to risks, uncertainties and other factors, many of which are outside the control of the Company, which could cause actual results to differ materially from such statements. The Company makes no undertaking to subsequently update or revise the forward-looking statements made in this announcement, to reflect the circumstances or events after the date of that announcement.

This announcement has been authorised for release by the Company's Managing Director, Peter Woodman.

Appendix 1: Disclosures in accordance with ASX Listing Rule 5.3

Summary of Mining Tenements

As at 30 September 2026, the Company has an interest in the following projects:

Project Name	Permit Number	Percentage Interest	Status
Ularring Project, Western Australia	E70/4686	100%	Granted
	E70/4901	100%	Granted
	E70/6671	100%	Granted

Application Identifier	Type	Size (km^2)	Location
STP-SPA-0116	SPA-AO (Preferred Candidate Applicant)	9,419	Edmund-Collier Basin
STP-SPA-0117	SPA-AO (Preferred Candidate Applicant)	9,465	Edmund-Collier Basin
SPA 048 AO	SPA-AO (Granted)	9,357	Edmund-Collier Basin
SPA 049 AO	SPA-AO (Granted)	9,047	Edmund-Collier Basin
STP-SPA-0120	SPA-AO (Preferred Candidate Applicant)	8,918	Yerrida Basin
STP-SPA-0121	SPA-AO (Preferred Candidate Applicant)	9,176	Yerrida Basin
STP-SPA-0131*	SPA-AO (Preferred Candidate Applicant)	9,778	Ashburton Basin
STP-SPA-0132	SPA-AO (Preferred Candidate Applicant)	9,672	Ashburton Basin
STP-SPA-0133*	SPA-AO (Preferred Candidate Applicant)	11,980	Ashburton Basin
STP-SPA-0143	SPA-AO (Preferred Candidate Applicant)	6,506	Edmund-Collier Basin

During the quarter, the Company was Granted SPA 048 AO and SPA 049 AO. There were no other changes to the Company's interest in projects.

*The Company has noted that there is a partial overlap of these Ashburton Basin SPA-AOs by STP-SPA-0137 which has been granted to Edge Natural Energy Pty Ltd, a wholly owned subsidiary of Macallum New Energy Limited. No immediate activity has been planned for the Ashburton Basin SPA-AOs in the current calendar year.

Summary of Mining Exploration Activities Expenditure

Activity	Amount ($A'000)
Consultants – Geophysical, Geological, Field Team, Other	(93)
Sample Analysis	(6)
Field Equipment, Supplies, Vehicle Hire, Accommodation, Travel, Other	(42)
Tenement Maintenance, Rents, Rates and Application Fees	(77)
Total as reported in Appendix 5B	**(218)**

There were no mining or production activities and expenses incurred during the quarter ended 30 September 2026.

Related Party Payments

During the quarter ended 30 September 2026, the Company made payments of approximately $240,000 to related parties and their associates. These payments relate to existing remuneration arrangements (executive salaries, director fees and superannuation of $130,000) and $110,000 for the provision of administrative, secretarial and corporate services.

Appendix 5B

Mining exploration entity or oil and gas exploration entity quarterly cash flow report

Name of entity

CONSTELLATION RESOURCES LIMITED

ABN	Quarter ended ("current quarter")
57 153 144 211	30 September 2026

Consolidated statement of cash flows		Current quarter $A'000	Year to date (3 months) $A'000
1.	**Cash flows from operating activities**		
1.1	Receipts from customers	-	-
1.2	Payments for		
	(a) exploration & evaluation	(218)	(218)
	(b) development	-	-
	(c) production	-	-
	(d) staff costs	(121)	(121)
	(e) administration and corporate costs	(210)	(210)
1.3	Dividends received (see note 3)	-	-
1.4	Interest received	18	18
1.5	Interest and other costs of finance paid	-	-
1.6	Income taxes paid	-	-
1.7	Government grants and tax incentive	31	31
1.8	Other – Business development costs	-	-
1.9	**Net cash from / (used in) operating activities**	**(500)**	**(500)**

2.	**Cash flows from investing activities**		
2.1	Payments to acquire or for:		
	(a) entities	-	-
	(b) tenements	-	-
	(c) property, plant and equipment	(7)	(7)
	(d) exploration & evaluation	-	-
	(e) investments	-	-
	(f) other non-current assets	-	-

Consolidated statement of cash flows		Current quarter $A'000	Year to date (3 months) $A'000
2.2	Proceeds from the disposal of:		
	(a) entities	-	-
	(b) tenements	-	-
	(c) property, plant and equipment	-	-
	(d) investments	-	-
	(e) other non-current assets	-	-
2.3	Cash flows from loans to other entities	-	-
2.4	Dividends received (see note 3)	-	-
2.5	Other (provide details if material)	-	-
2.6	**Net cash from / (used in) investing activities**	**(7)**	**(7)**

3.	**Cash flows from financing activities**		
3.1	Proceeds from issues of equity securities (excluding convertible debt securities)	3,216	3,216
3.2	Proceeds from issue of convertible debt securities	-	-
3.3	Proceeds from exercise of options	-	-
3.4	Transaction costs related to issues of equity securities or convertible debt securities	(78)	(78)
3.5	Proceeds from borrowings	-	-
3.6	Repayment of borrowings	-	-
3.7	Transaction costs related to loans and borrowings	-	-
3.8	Dividends paid	-	-
3.9	Other (Proceeds received in advance for issue of equity securities)	-	-
3.10	**Net cash from / (used in) financing activities**	**3,138**	**3,138**

4.	**Net increase / (decrease) in cash and cash equivalents for the period**		
4.1	Cash and cash equivalents at beginning of period	**520**	**520**
4.2	Net cash from / (used in) operating activities (item 1.9 above)	(500)	(500)
4.3	Net cash from / (used in) investing activities (item 2.6 above)	(7)	(7)
4.4	Net cash from / (used in) financing activities (item 3.10 above)	3,138	3,138

Consolidated statement of cash flows		Current quarter $A'000	Year to date (3 months) $A'000
4.5	Effect of movement in exchange rates on cash held	-	-
4.6	**Cash and cash equivalents at end of period**	**3,151**	**3,151**

5.	**Reconciliation of cash and cash equivalents** at the end of the quarter (as shown in the consolidated statement of cash flows) to the related items in the accounts	**Current quarter $A'000**	**Previous quarter $A'000**
5.1	Bank balances	15	4
5.2	Call deposits	3,136	516
5.3	Bank overdrafts	-	-
5.4	Other (provide details)	-	-
5.5	**Cash and cash equivalents at end of quarter (should equal item 4.6 above)**	**3,151**	**520**

6.	**Payments to related parties of the entity and their associates**	**Current quarter $A'000**
6.1	Aggregate amount of payments to related parties and their associates included in item 1	240
6.2	Aggregate amount of payments to related parties and their associates included in item 2	-

Note: if any amounts are shown in items 6.1 or 6.2, your quarterly activity report must include a description of, and an explanation for, such payments.

7.	**Financing facilities** *Note: the term "facility' includes all forms of financing arrangements available to the entity.* *Add notes as necessary for an understanding of the sources of finance available to the entity.*	**Total facility amount at quarter end $A'000**	**Amount drawn at quarter end $A'000**
7.1	Loan facilities	-	-
7.2	Credit standby arrangements	-	-
7.3	Other (please specify)	-	-
7.4	**Total financing facilities**	-	-
7.5	**Unused financing facilities available at quarter end**		-
7.6	Include in the box below a description of each facility above, including the lender, interest rate, maturity date and whether it is secured or unsecured. If any additional financing facilities have been entered into or are proposed to be entered into after quarter end, include a note providing details of those facilities as well.		

8.	Estimated cash available for future operating activities	$A'000
8.1	Net cash from / (used in) operating activities (item 1.9)	(500)
8.2	(Payments for exploration & evaluation classified as investing activities) (item 2.1(d))	-
8.3	Total relevant outgoings (item 8.1 + item 8.2)	(500)
8.4	Cash and cash equivalents at quarter end (item 4.6)	**3,151**
8.5	Unused finance facilities available at quarter end (item 7.5)	-
8.6	Total available funding (item 8.4 + item 8.5)	**3,151**
8.7	**Estimated quarters of funding available (item 8.6 divided by item 8.3)**	6.3

Note: if the entity has reported positive relevant outgoings (ie a net cash inflow) in item 8.3, answer item 8.7 as "N/A". Otherwise, a figure for the estimated quarters of funding available must be included in item 8.7.

8.8 If item 8.7 is less than 2 quarters, please provide answers to the following questions:

8.8.1 Does the entity expect that it will continue to have the current level of net operating cash flows for the time being and, if not, why not?

Answer: Not applicable.

8.8.2 Has the entity taken any steps, or does it propose to take any steps, to raise further cash to fund its operations and, if so, what are those steps and how likely does it believe that they will be successful?

Answer: Not applicable.

8.8.3 Does the entity expect to be able to continue its operations and to meet its business objectives and, if so, on what basis?

Answer: Not applicable.

Note: where item 8.7 is less than 2 quarters, all of questions 8.8.1, 8.8.2 and 8.8.3 above must be answered.

Compliance statement

1 This statement has been prepared in accordance with accounting standards and policies which comply with Listing Rule 19.11A.

2 This statement gives a true and fair view of the matters disclosed.

Date: 22 October 2026

Authorised by: Company Secretary
(Name of body or officer authorising release – see note 4)

Notes

1. This quarterly cash flow report and the accompanying activity report provide a basis for informing the market about the entity's activities for the past quarter, how they have been financed and the effect this has had on its cash position. An entity that wishes to disclose additional information over and above the minimum required under the Listing Rules is encouraged to do so.

2. If this quarterly cash flow report has been prepared in accordance with Australian Accounting Standards, the definitions in, and provisions of, *AASB 6: Exploration for and Evaluation of Mineral Resources* and *AASB 107: Statement of Cash Flows* apply to this report. If this quarterly cash flow report has been prepared in accordance with other accounting standards agreed by ASX pursuant to Listing Rule 19.11A, the corresponding equivalent standards apply to this report.

3. Dividends received may be classified either as cash flows from operating activities or cash flows from investing activities, depending on the accounting policy of the entity.

4. If this report has been authorised for release to the market by your board of directors, you can insert here: "By the board". If it has been authorised for release to the market by a committee of your board of directors, you can insert here: "By the [*name of board committee – eg Audit and Risk Committee*]". If it has been authorised for release to the market by a disclosure committee, you can insert here: "By the Disclosure Committee".

5. If this report has been authorised for release to the market by your board of directors and you wish to hold yourself out as complying with recommendation 4.2 of the ASX Corporate Governance Council's *Corporate Governance Principles and Recommendations*, the board should have received a declaration from its CEO and CFO that, in their opinion, the financial records of the entity have been properly maintained, that this report complies with the appropriate accounting standards and gives a true and fair view of the cash flows of the entity, and that their opinion has been formed on the basis of a sound system of risk management and internal control which is operating effectively.