ASX Quarterly Report to 30 September 2026

20 October 2026

Q1 FY27 PRODUCTION OF 83KOZ, WITH CASH AND BULLION OF $1.28 BILLION

OPERATIONS

- Lost Time Injury Frequency Rate (LTIFR 12MMA) was 0.0 per million hours (June quarter: 0.30).
- Group gold production of 83.0koz met expectations, although significant rainfall impacted some activities in September. Group AISC was $3,617/oz (including non-cash costs of $114/oz).
  - Duketon: 56.1koz gold produced at an AISC of $3,657/oz (including non-cash costs of $146/oz).
  - Tropicana: 27.0koz gold produced at an AISC of $3,423/oz (including non-cash costs of $48/oz).
  - Full year guidance for both operations maintained, noting stronger second half.

FINANCIAL AND CORPORATE

- Gold sales for the quarter of 74.5koz totalled $454M at an average realised price of $6,088/oz.
- Operating cash flow of $265M: Duketon $175M and Tropicana $90M.
- Pre-tax cash and bullion of $146M was generated in the quarter, including the $51M break fee received from Vault Minerals Limited (ASX: VAU), before tax payments of $53M.
- Cash and bullion of $1.28B at 30 September 2026 (30 June 2026: $1.18B).
- Post quarter, combined fully franked final FY26 dividends of 20 cps ($152M) were paid.
- Post quarter, Mr Ian Macliver joined the Board as independent non-executive director and Chairman-elect.
- Chairman Mr James Mactier and non-executive director Mrs Fiona Morgan will retire at the conclusion of the 2026 Annual General Meeting.

GROWTH

- Diamond drilling at the Rosemont Underground confirmed an additional 600m long segment of the mineralised host unit south of the current Resource envelope, with mineralisation open along strike and down-dip.
- Post quarter, the Federal Court ruled that the Section 10 Declaration affecting part of the approved McPhillamys Gold Project site is legally invalid.

Regis Resources' **(ASX: RRL, "Regis" or "the Company")** Managing Director and CEO, Jim Beyer, said: "Group gold production of 83.0koz for the September quarter was in line with our expectations accounting for the significant rainfall in September. This event delayed access to higher grade open pit ore and inhibited ore haulage. Our all-in sustaining costs of $3,617/oz reflected this quarter's lower production. Production will progressively increase over FY27, as previously guided.

Cash and bullion increased by $93 million over the quarter to $1.28 billion, after $53 million in tax payments and including the $51 million break fee received from Vault Minerals.

Reflecting the strength of our performance in the second half of the FY26 year we declared fully franked final dividends (ordinary and special) of $152 million to shareholders during the quarter.

We welcome the Federal Court's finding that the Section 10 Declaration over part of the McPhillamys site is legally invalid, which vindicates the position we have held since August 2024. The judgment adds important potential optionality alongside the alternative development pathway we continue to progress, and we look forward to engaging constructively through the redetermination process.

As we begin to implement the Board succession and renewal plan, I want to thank James Mactier and Fiona Morgan for their significant contribution over more than a decade on the Board. This was a period in which Regis acquired its 30% interest in Tropicana and Duketon became a significant underground operation. I also welcome Ian Macliver, who brings extensive experience as a director and chair in the mining sector, and look forward to working with him as Chairman-elect."

Table 1: Physicals and costs by site for the September quarter FY27 (unaudited)

Details	Units	Duketon	Tropicana (30%)	Total Q1 FY27
Open pit ore mined	*Mt*	0.35	0.19	0.54
Open pit waste mined	*Mt*	11.36	3.39	14.75
Stripping ratio	*Waste:Ore*	32.1	18.1	27.2
Open pit mined grade	*g/t Au*	0.89	1.23	1.00
Underground development	*m*	4,344	1,276	5,620
Underground ore mined	*Mt*	0.64	0.15	0.79
Underground mined grade	*g/t Au*	1.64	2.85	1.87
Total gold ounces mined	*Oz*	43,902	20,889	64,791
Ore processed	*Mt*	1.96	0.69	2.65
Head grade	*g/t Au*	0.99	1.35	1.09
Recovery	*%*	89.6	89.7	89.6
Gold production	***Oz***	56,068	26,957	83,025
Gold sold	*Oz*	50,000	24,526	74,526
Average price	*A$/oz*	6,070	6,124	6,088
Revenue	***A$M***	**303.5**	**150.2**	**453.7**
Mining (net of capitalised costs)	*A$M*	73.3	37.2	110.5
Processing	*A$M*	66.2	19.1	85.3
Administration	*A$M*	15.3	7.4	22.7
Ore inventory adjustments	*A$M*	8.2	1.3	9.5
Total cash costs	***A$M***	**163.0**	**65.0**	**228.0**
Royalties and other	*A$M*	14.4	4.6	19.0
Sustaining capital	*A$M*	27.6	22.7	50.3
Corporate	*A$M*	-	-	3.0
All-in sustaining costs (AISC[1])	***A$M***	**205.0**	**92.3**	**300.3**
All-in sustaining costs (AISC[1])	***A$/oz***	**3,657**	**3,423**	**3,617**
Exploration	*A$M*	-	-	19.1
McPhillamys	*A$M*	-	-	8.2
Growth capital	*A$M*	76.4	3.3	79.7
Depreciation & amortisation	*$/oz*	-	-	762

Calculated on an accruals basis and may not match actual cash flows, and totals may not add due to rounding.

Notes: 1. AISC excludes any potential non-cash ore inventory net realisable value adjustments.

HEALTH, SAFETY AND ENVIRONMENT

The 12-month moving average lost time injury frequency rate (LTIFR) was 0.0 at the end of the September quarter (June quarter: 0.30). Regis' LTIFR continues to be well below the Western Australian gold industry average as published by the WA Department of Mines, Industry Regulation and Safety.

There were no environmental non-compliances or significant incidents reported during the quarter.

OPERATIONS

Group gold production for the quarter totalled 83.0koz at an AISC of $3,617/oz including non-cash stockpile drawdown charges of ~$114/oz (June quarter: 101.5koz at $3,244/oz) (Figure 1).

Performance by production centre was:

- Duketon: 56.1koz of gold produced at an AISC of $3,657/oz (inc. $146/oz non-cash stockpile drawdown charges); and
- Tropicana: 27.0koz of gold produced at an AISC of $3,423/oz (inc. $48/oz non-cash stockpile drawdown charges).

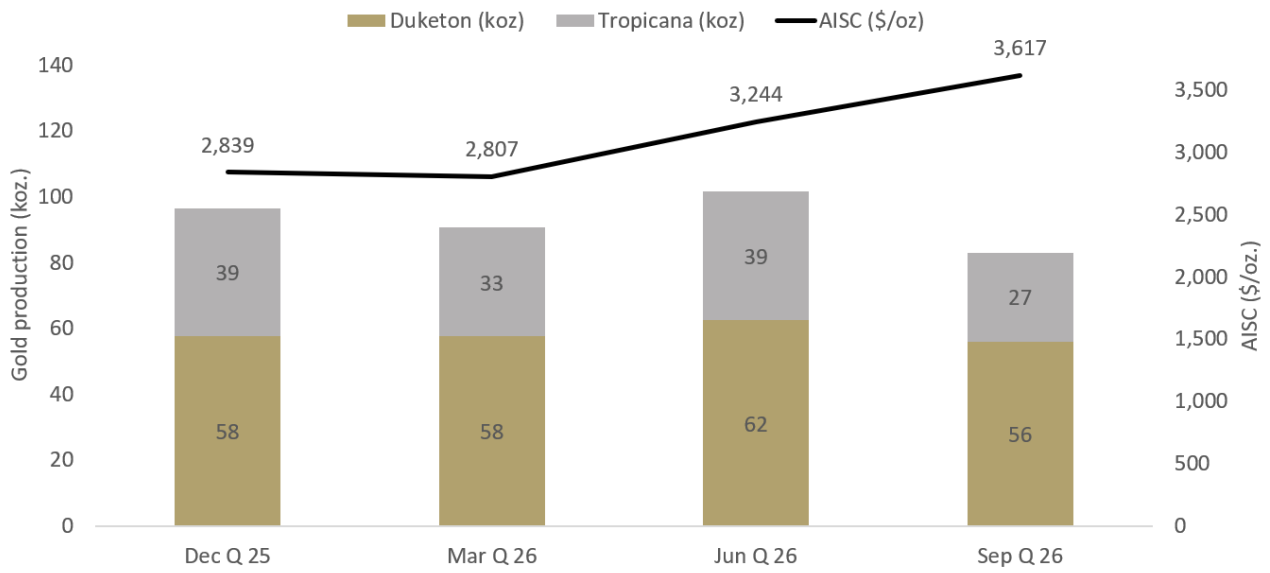

Figure 1: Group gold production and AISC/oz

Duketon Operations

Duketon gold production was 56.1koz at an AISC of $3,657/oz (June quarter: 62.5koz at $3,642/oz). During the quarter, Duketon AISC included a non-cash charge of $146/oz related to stockpile inventory drawdowns.

Significant rainfall in September disrupted open pit mining as well as ore haulage to the mills. During this period, mill feed was supplemented with lower grade stockpiles, which reduced head grade for the quarter. Outside the impact of the weather, the operation performed as planned, with gold production for the quarter of 56.1koz. As previously noted, Duketon production for FY27 is expected to be weighted to the second half, as several new open pits ramp up production in H2 FY27. The September weather has slightly increased this second half weighting.

Open pit ore mining continued at King of Creation, Moolart Well Laterites, Baneygo, Mitchell and Ben Hur, delivering 10.1koz at 0.89g/t (June quarter: 25.9koz at 0.85g/t).

The Garden Well and Rosemont underground mines delivered 33.8koz at 1.64g/t (June quarter: 37.6koz at 1.99g/t).

Total underground development at Duketon was 4,344m (June quarter: 3,803m) with 47% classified as capital development.

The mills processed a total of 1,956kt at 0.99g/t with a metallurgical recovery of 89.6% (June quarter: 1,971kt at 1.12g/t and 87.7% recovery).

Growth capital was $76M (June quarter: $56M) including the development of Rosemont Stage 3 Underground, Garden Well Underground paste fill plant (enabling higher future mining recoveries), Ben Hur open pit cut back, Buckingham-Wellington (BuckWell) open pit and $7M for the acquisition of Banjawarn Station, a key pastoral lease at Duketon.

Table 2: Duketon performance for the September quarter FY27

Duketon Physicals (100%)	*Units*	FY26 Sep Q Total	FY26 Dec Q Total	FY26 Mar Q Total	FY26 Jun Q Total	FY27 Sep Q Total
Open pit ore mined	*Mt*	0.49	0.52	0.57	0.95	0.35
Open pit waste mined	*Mt*	3.64	6.52	9.17	8.15	11.36
Stripping ratio	*Waste:Ore*	7.4	12.6	16.0	8.6	32.1
Open pit mined grade	*g/t Au*	0.92	0.82	0.80	0.85	0.89
Underground development	*m*	3,990	3,896	3,666	3,803	4,344
Underground ore mined	*Mt*	0.52	0.55	0.53	0.59	0.64
Underground grade mined	*g/t Au*	1.90	1.80	2.07	1.99	1.64
Total gold ounces mined	*Oz*	46,283	45,661	50,137	63,469	43,902
Ore milled	*Mt*	2.08	2.12	1.95	1.97	1.96
Head grade	*g/t Au*	0.99	0.94	1.02	1.12	0.99
Recovery	*%*	88.3	89.7	90.1	87.7	89.6
Gold production	***Oz***	**58,429**	**57,557**	**57,514**	**62,454**	**56,068**

Tropicana Operations (at 30%)

Tropicana delivered gold production of 27.0koz at an AISC of $3,423/oz (including non-cash charges of $48/oz) (June quarter: 39.1koz at $2,532/oz). Lower production reflected a lower mill head grade of 1.35g/t (June quarter: 1.96g/t), with less open pit ore mined, at a lower grade, during the quarter.

Open pit mines delivered 7.4koz at 1.23g/t (June quarter: 21.9koz at 2.02g/t).

The underground mines delivered 13.5koz at 2.85g/t (June quarter: 13.2koz at 2.97g/t). Total underground development was 1,276m (June quarter: 1,106m) with 52% classified as capital development.

The mill processed 694kt at 1.35g/t with a metallurgical recovery of 89.7% (June quarter: 697kt at 1.96g/t and 89.0% recovery).

Growth capital was $3M (June quarter: $4M) as development of the Havana Underground progressed, targeting first ore in H1 CY2027.

Table 3: Tropicana performance for the September quarter FY27

Tropicana Physicals (at 30%)	*Units*	FY26 Sep Q Total	FY26 Dec Q Total	FY26 Mar Q Total	FY26 Jun Q Total	FY27 Sep Q Total
Open pit ore mined	Mt	0.31	0.30	0.34	0.34	0.19
Open pit waste mined	Mt	3.71	3.43	2.79	3.23	3.39
Stripping ratio	Waste:Ore	12.2	11.5	8.3	9.6	18.1
Open pit mined grade	g/t Au	1.65	1.96	2.07	2.02	1.23
Underground development	m	983	955	957	1,106	1,276
Underground ore mined	Mt	0.15	0.17	0.14	0.14	0.15
Underground grade mined	g/t Au	3.12	3.14	2.95	2.97	2.85
Total gold ounces mined	Oz	31,312	36,140	35,559	35,159	20,889
Ore milled	Mt	0.70	0.71	0.67	0.70	0.69
Head grade	g/t Au	1.57	1.91	1.72	1.96	1.35
Recovery	%	89.7	89.8	89.9	89.0	89.7
Gold production	**Oz**	**31,932**	**38,998**	**33,078**	**39,087**	**26,957**

FINANCE AND CORPORATE

Cash and Bullion Position and Gold Sales

Gold sales for the quarter were 74.5koz at an average price of $6,088/oz for sale receipts of $454M.

Operating cash flow totalled $265M, comprising $175M from Duketon and $90M from Tropicana.

Capital expenditure was $152M with major items including:

- At Duketon, $103M in total capital spending comprised mine development, pre-production and deferred waste costs (which included $43M of growth capital across BuckWell and Ben Hur), $13M on plant and equipment (including $3M on construction of the Garden Well paste fill plant and associated infrastructure), and $7M for the acquisition of Banjawarn Station;
- At Tropicana, $17M in mine development and deferred waste costs, $2M pre-production costs at the Havana Underground mine, and $6M on plant and equipment;
- $19M for exploration; and
- $4M in other capital expenditure, including $2M land acquisition at McPhillamys.

Expenditure of $6M on McPhillamys continues to be expensed through the Profit and Loss account.

During the quarter, the $51M Vault break fee was received (see Vault Minerals Transaction below) and tax payments of $53M were made. As previously advised, a “catch-up” payment of FY26 tax will be made in December 2026 (see Guidance below). The payment is expected to be in the order of $220M to $240M, with the final amount to be confirmed through the usual income tax return completion and lodgement process.

A reconciliation of the growth in Regis’ cash and bullion for the quarter is presented in Figure 2.

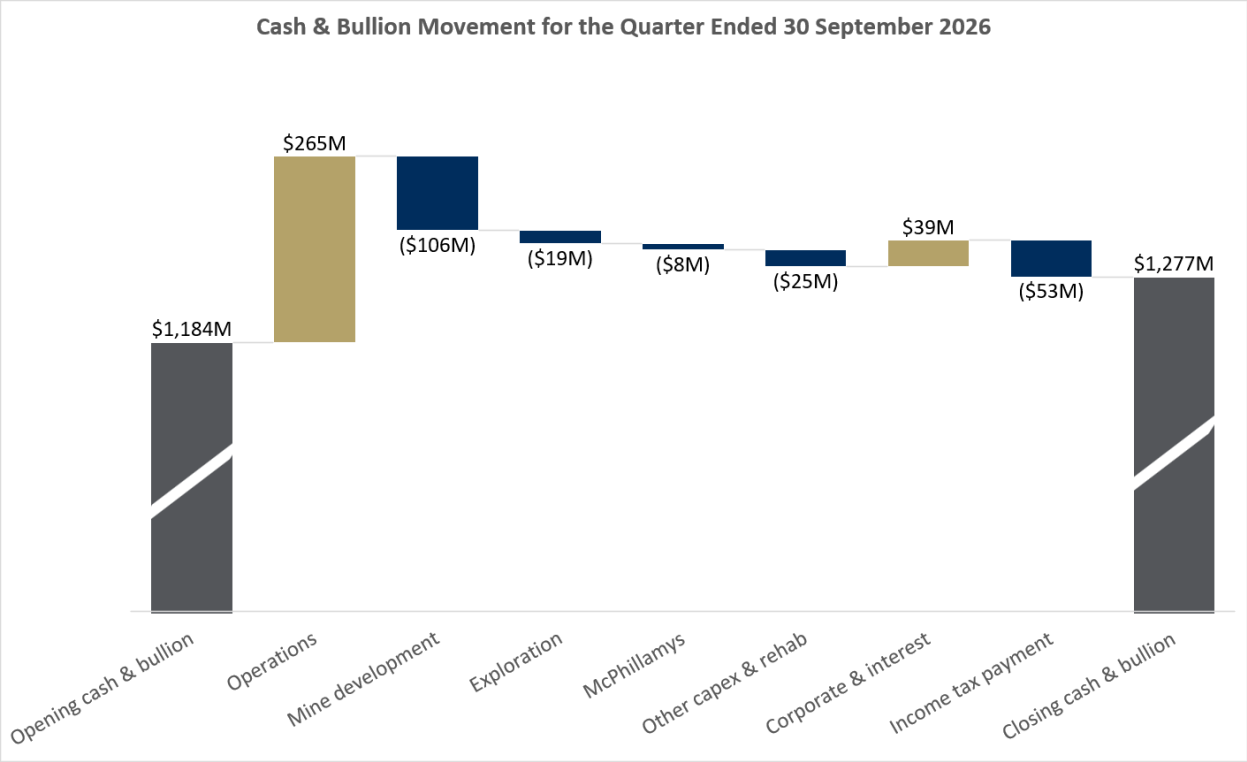

Figure 2: Cash & Bullion Movement for the Quarter Ended 30 September 2026 (unaudited)

Gold bullion on hand at 30 September 2026 was 18,416oz valued at a spot gold price of $5,986/oz.

Final FY26 Dividend

Subsequent to the end of the quarter, Regis paid fully franked final FY26 dividends of 20 cents per share (15c ordinary and 5c special), totalling $152M, on 7 October 2026. This saw a total dividend for the FY26 financial year of 35c per share, totalling $265M, fully franked, for a current yield of 7.2%[1].

Vault Minerals Transaction

On 5 May 2026, Regis announced that it had entered into a Scheme Implementation Deed[2] ("SID") with Vault Minerals Limited (ASX: VAU, "Vault"), under which Regis would acquire 100% of the fully paid ordinary shares in Vault via a Vault scheme of arrangement, to be implemented as a merger-of-equals.

During the quarter, Vault advised that it had received an unsolicited proposal from Genesis Minerals Limited (ASX: GMD, "Genesis") which the Vault Board determined constituted a Vault Superior Proposal under the terms of the SID[3]. Regis carefully considered its rights and options under the SID, including whether to submit a counter or matching proposal. On 13 July 2026, the Regis Board announced that it had determined not to do so, having concluded that the terms required to match the Genesis Proposal do not meet the value and return thresholds that Regis applies to all growth opportunities[4].

Vault subsequently terminated the SID in accordance with its terms, and the break fee of $51M became payable to Regis. The break fee was received during the quarter.

Board Succession & Renewal

Subsequent to the end of the quarter, on 15 October 2026, Regis announced that Chairman Mr James Mactier and non-executive director Mrs Fiona Morgan will retire from the Board[5], as part of a Board renewal process first announced at last year's Annual General Meeting. Both will retire at the conclusion of the Company's Annual General Meeting on 19 November 2026, having each served for approximately ten years.

1 Yield is calculated as the grossed-up FY26 dividends declared (including franking credits of 15cps) divided by the RRL closing share price of $6.98 as at 19 October 2026.
2 See ASX release "Regis and Vault to Create a New Senior Gold Producer", dated 5 May 2026.
3 See ASX release "Competing Proposal Response", dated 6 July 2026.
4 See ASX release "Vault Minerals Merger Update", dated 13 July 2026.
5 See ASX release titled "Board Succession and Renewal" dated 15 October 2026.

The Company thanks Mr Mactier and Mrs Morgan for their contribution as they helped steer Regis over that decade. This was a period that included the acquisition of the Company's 30% interest in Tropicana and Duketon's transition to include significant underground operations.

Mr Ian Macliver joined the Board as an independent non-executive director on 14 October 2026 and has been nominated as Chairman-elect. Subject to his election by shareholders, Mr Macliver will succeed Mr Mactier as Chairman at the conclusion of the Annual General Meeting on 19 November 2026. Mr Macliver is an experienced Director and Chair within the mining sector. His experience includes non-executive Chairman of Western Areas Limited from 2011 to 2022, and he is currently the independent Chair of Emeco Holdings Ltd. The recruitment process for a replacement Director following Mrs Morgan's retirement is well advanced.

GROWTH

Regis reported Resource development drilling at the Rosemont Underground during the quarter. Drilling continued across Duketon, Tropicana and McPhillamys, with results to be included in the next bi-annual exploration update, expected to be released in the December quarter.

Rosemont Underground

On 21 September 2026, Regis reported assay results from Resource development diamond drilling at the Rosemont Underground.[6] Step-out drilling down-plunge of Rosemont Stage 3 intersected mineralisation in four diamond core holes, confirming an additional 600 metre long, 20 to 30 metre thick segment of the quartz dolerite host unit south of the current Resource envelope. Mineralisation remains open along strike and down-dip. Infill diamond drilling to link with the Rosemont Stage 3 Resource is in progress.

Significant intervals from the drilling to date include:

- 1.0m @ 4.4g/t Au from 920.0m RRLRMDD182W2
- 1.0m @ 2.8g/t Au from 801.0m RRLRMDD182W4
- 1.0m @ 2.2g/t Au from 844.0m RRLRMDD182W4
- 3.4m @ 2.4g/t Au from 734.0m RRLRMDD188
- 3.3m @ 3.7g/t Au from 690.0m RRLRMDD188W1
- 1.6m @ 8.8g/t Au from 712.4m RRLRMDD188W1

All intersections are reported as down-hole widths. True widths are estimated to be between 66% and 100% of these widths.

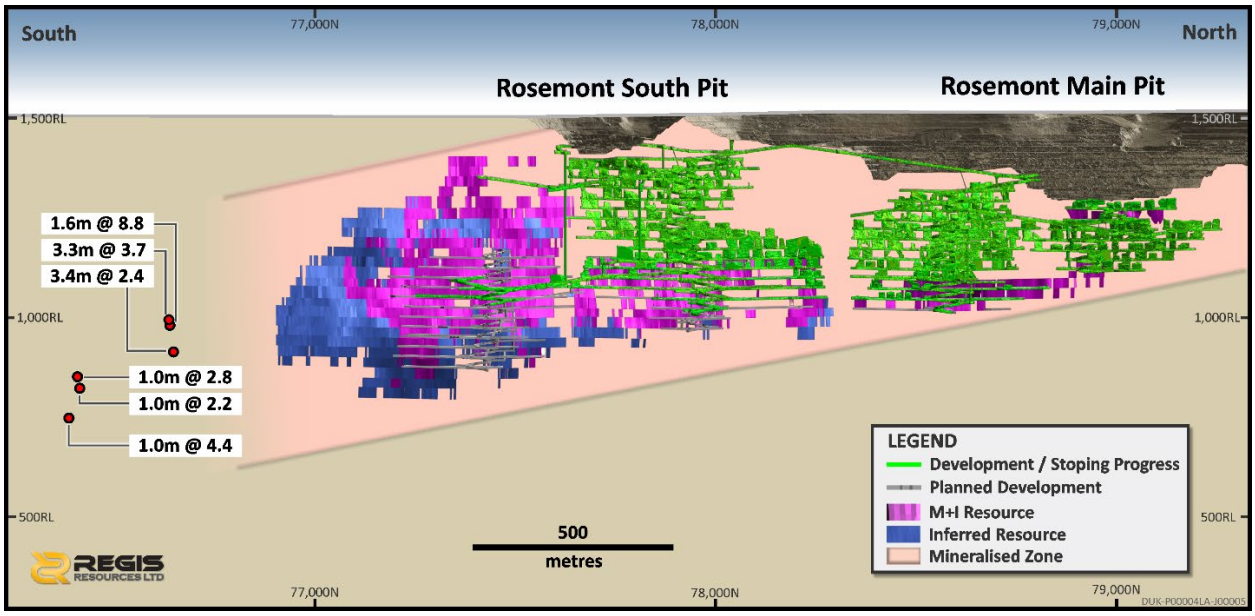

Figure 3: Rosemont Underground long section showing new drilling results relative to the Stage 3 development and the existing Mineral Resource.

6 See ASX release titled "Rosemont Underground Exploration Update" dated 21 September 2026.

Drilling continues to target high-grade shoots proximal to existing workings and into the southern extents of the trend. The Rosemont underground mining areas (Figure 3) include Rosemont Main, Rosemont Central, Rosemont South and Rosemont Stage 3.

Drilling is continuing at Rosemont to further test the extent of the mineralisation within this additional segment of the host quartz dolerite.

MCPHILLAMYS

On 19 June 2026[7], Regis reinstated the McPhillamys Gold Project Ore Reserve after completing and releasing a Pre-Feasibility Study (PFS) based on an alternative Integrated Waste Landform (IWL) tailings strategy. The reinstated Ore Reserve is 56Mt at 1.1g/t Au for 1.89Moz (100% Probable). Work is now progressing to complete a Feasibility Study on the IWL strategy along with studies to address permitting requirements.

Subsequent to the end of the quarter, on 14 October 2026, the Federal Court delivered its judgment in the judicial review of the Section 10 Declaration made under the *Aboriginal and Torres Strait Islander Heritage Protection Act 1984* (Cth), which affected a portion of the approved McPhillamys Gold Project site. Justice Stellios determined that the Declaration is legally invalid.[8]

Regis anticipates that the current Federal Environment Minister will be required to redetermine the application for a Section 10 Declaration, having regard to the findings in the judgment. Regis intends to actively participate in any redetermination process.

With the potential for the redetermination process to be protracted, or for the outcome not to be in Regis' favour, Regis is continuing to progress its alternative development approach. This would use the IWL for the co-disposal of filtered processed ore and waste rock, and avoids the area affected by the Declaration.

FY27 GUIDANCE

Group gold production of 83.0koz in the September quarter compares with FY27 Group production guidance of 360 – 400koz (Table 4). As previously noted, FY27 production is weighted to the second half, with growth capital expenditure weighted to the first half, as multiple new open pits are commenced at Duketon. The September rainfall and timing of the subsequent production recovery, has seen an increase in the production weighting in the second half of the year.[9]

Group AISC of $3,617/oz for the quarter (including non-cash costs of $114/oz) reflects lower production in the first quarter, along with the higher diesel price in this period. The average diesel price at Duketon in the September quarter was $1.45/L, compared with the FY27 guidance assumption of $1.35/L (excluding GST and excise).[10] As previously advised, a 10c/L movement in the diesel price changes Group AISC by approximately $25/oz for gold produced at that diesel price.[11]

As previously highlighted additional cash demand during the current December quarter includes a catch-up tax payment of approximately $220M to $240M (covering the period before monthly tax instalments recommenced in April 2026) and the H2 FY26 dividend payment of $152M (fully franked).

FY27 cost and production guidance is unchanged for both operations.

7 See ASX release titled "New McPhillamys PFS Supports Reinstatement of Ore Reserve" dated 19 June 2026.
8 See ASX release titled "Federal Court Rules McPhillamys s10 Declaration Invalid" dated 14 October 2026.
9 See ASX release titled "First Quarter Continues Operational Delivery to Plan" dated 7 October 2026.
10 See ASX release titled "Stronger Production Outlook Lifts FY27 Guidance" dated 17 July 2026.
11 See ASX release titled "Quarterly Activities Report" dated 23 April 2026.

Table 4: Q1 FY27 actuals against FY27 guidance

	Q1 FY27 Actual	FY27 Group Guidance
Production (koz)	83.0	**360 – 400**
AISC ($/oz)	3,617	**2,990 – 3,390***
Growth Capital ($M)[12]	80	**250 – 270**
Exploration ($M)	19	**80 – 90**
McPhillamys ($M)	8	**30 – 35**

*Group All-In Sustaining Cost guidance includes ~$88/oz of non-cash stockpile movements.

Quarterly Results Conference Call

Regis will host an analysts and institutions teleconference at 12:30pm AEDT (9:30am AWST) on Tuesday 20 October 2026. To listen to the call, please go to the following link:

https://webcast.openbriefing.com/rrl-qtr1-2027/

A recording will be posted on the Company's website following the call. To listen go to the following link:

https://www.regisresources.com.au/investors/webcasts-videos/

This announcement is authorised by Jim Beyer, Managing Director and CEO.

For further information please contact:

Investor Relations Enquiries:

Mathew Collings

Regis Resources Limited

T: +61 8 9442 2200

E: enquiries@regisresources.com

Media Enquiries:

Shane Murphy

FTI Consulting

T: +61 420 945 291

E: shane.murphy@fticonsulting.com

12 Growth capital includes open pit and underground pre-production mining costs, other growth-related project, property, plant and equipment costs and acquisitions.

FORWARD LOOKING STATEMENTS

This ASX announcement may contain forward looking statements that are subject to risk factors associated with gold exploration, mining and production businesses. It is believed that the expectations reflected in these statements are reasonable but they may be affected by a variety of variables and changes in underlying assumptions which could cause actual results or trends to differ materially, including but not limited to price fluctuations, actual demand, currency fluctuations, drilling and production results, Reserve estimations, loss of market, industry competition, environmental risks, physical risks, legislative, fiscal and regulatory changes, economic and financial market conditions in various countries and regions, political risks, project delay or advancement, approvals and cost estimates.

Forward-looking statements, including projections, forecasts and estimates, are provided as a general guide only and should not be relied on as an indication or guarantee of future performance and involve known and unknown risks, uncertainties and other factors, many of which are outside the control of Regis Resources Ltd. Past performance is not necessarily a guide to future performance and no representation or warranty is made as to the likelihood of achievement or reasonableness of any forward looking statements or other forecast.

EXPLORATION RESULTS

The information in this announcement that relates to Exploration Results at the Rosemont Underground is extracted from the ASX announcement titled "Rosemont Underground Exploration Update" released on 21 September 2026 (the Original Announcement), which is available at www.asx.com.au. The Company confirms that it is not aware of any new information or data that materially affects the information included in the Original Announcement. The Company confirms that the form and context in which the Competent Person's findings are presented have not been materially modified from the Original Announcement.

Group Mineral Resource and Ore Reserve tables[13]

Group Mineral Resources as at 31 December 2025 (Regis attributable, inclusive of Ore Reserves)

Project	Equity	Type	Cut-Off (g/t)	Measured			Indicated			Inferred			Total Resource		
				Tonnes (Mt)	Gold Grade (g/t)	Gold Metal (koz)	Tonnes (Mt)	Gold Grade (g/t)	Gold Metal (koz)	Tonnes (Mt)	Gold Grade (g/t)	Gold Metal (koz)	Tonnes (Mt)	Gold Grade (g/t)	Gold Metal (koz)
Duketon North[1]	100%	Open-Pit	0.4	-	-	-	39	0.9	1,140	9	0.8	250	49	0.9	1,390
Duketon North	100%	Stockpiles	-	1	0.5	10	-	-	-	-	-	-	1	0.5	10
Duketon North	**100%**	**Sub Total**		**1**	**0.5**	**10**	**39**	**0.9**	**1,140**	**9**	**0.8**	**250**	**49**	**0.9**	**1,400**
Duketon South[2/3]	100%[3]	Open-Pit	0.4	0	1.1	0	25	1.2	940	5	1.2	200	30	1.2	1,150
Duketon South[4]	100%	Underground	1.8	2	2.6	200	12	2.3	870	4	2.2	270	18	2.3	1,340
Duketon South	100%	Stockpiles	-	6	0.5	110	-	-	-	-	-	-	6	0.5	110
Duketon South	**100%[3]**	**Sub Total**		**9**	**1.1**	**310**	**37**	**1.5**	**1,810**	**9**	**1.6**	**470**	**55**	**1.5**	**2,590**
Duketon Deposits	**100%[3]**	**Total**		**9**	**1.1**	**320**	**77**	**1.2**	**2,950**	**18**	**1.2**	**720**	**104**	**1.2**	**3,990**
Tropicana[5]	30%	Open-Pit	0.3/0.4	1	1.4	30	4	1.9	220	-	-	-	4	1.8	250
Tropicana[5]	30%	Underground	1.6	4	2.6	350	5	2.7	400	7	2.2	530	16	2.4	1,280
Tropicana[5]	30%	Stockpiles	-	6	0.5	100	-	-	-	-	-	-	6	0.5	100
Tropicana	**30%**	**Total**		**11**	**1.4**	**480**	**8**	**2.3**	**620**	**7**	**2.2**	**530**	**26**	**1.9**	**1,620**
McPhillamys	100%	Open-Pit	0.35	-	-	-	61	1.0	2,070	8	0.7	190	70	1.0	2,260
Discovery Ridge	100%	Open-Pit	0.4	-	-	-	2	1.8	140	6	1.4	260	8	1.5	400
NSW Deposits	**100%**	**Total**		**-**	**-**	**-**	**64**	**1.1**	**2,210**	**14**	**1.0**	**460**	**78**	**1.1**	**2,660**
Regis Total		**Total**		**20**	**1.2**	**790**	**149**	**1.2**	**5,780**	**40**	**1.3**	**1,700**	**209**	**1.2**	**8,280**

Notes

Data has been rounded to the nearest 1,000,000 tonnes, 0.1 g/t gold grade and 10,000 ounces. Summation errors may occur due to rounding. Mineral Resources are reported inclusive of Ore Reserves to JORC Code 2012 unless otherwise noted.

1. Duketon North Open Pit Mineral Resource Estimates are Moolart Well, Gloster, Dogbolter-Coopers, Petra, Anchor, Ventnor and Terminator.
2. Duketon South Open Pit Mineral Resources Estimates are Garden Well, Rosemont Open Pit, Toohey's Well, Baneygo, Erlistoun, Beamish, Reichelt's Find, Russell's Find, King John, King of Creation, Queen Margaret, Southern Star, Victory, and Lancefield North.
3. King John reported at 70% ownership.
4. Underground Duketon South Mineral Resources are Rosemont Underground, Garden Well Underground, Toohey's Well, and Ben Hur. Rosemont Underground, All Mineral Resource Estimates reported within MSO shells at an economic cut-off of 1.5g/t.
5. Regis holds 30% ownership in Tropicana. Tropicana reported Reserves and Resources in ASX Release "Mineral Resource and Ore Reserve Update at Tropicana" dated 23 February 2026.

13 See ASX releases titled “Mineral Resource and Ore Reserve Update at Tropicana” 23 February 2026, “Mineral Resource and Ore Reserve Update” 22 April 2026, “New McPhillamys PFS Supports Reinstatement of Ore Reserve” 19 June 2026 (ASX.com.au). The Company confirms that it is not aware of any new information or data that materially affects the information included in the original market announcements of 23 February 2026, 22 April 2026 and 19 June 2026, and that all material assumptions and technical parameters underpinning the estimates in that announcement continue to apply and have not materially changed. The company confirms that the form and context in which the Competent Person’s findings are presented have not been materially modified from the original market announcement.

Group Ore Reserves as at 31 December 2025 (Regis attributable)

Project[1]	Equity	Type	Cut-Off (g/t)[2]	Proved			Probable			Total Ore Reserve		
				Tonnes (Mt)	Gold Grade (g/t)	Gold Metal (koz)	Tonnes (Mt)	Gold Grade (g/t)	Gold Metal (koz)	Tonnes (Mt)	Gold Grade (g/t)	Gold Metal (koz)
Duketon North	100%	Open-Pit	0.5	-	-	-	15	0.9	423	15	0.9	423
Duketon North	100%	Stockpiles		1	0.5	9	-	-	-	1	0.5	9
Duketon North	100%	Sub Total		1	0.5	9	15	0.9	423	16	0.8	433
Duketon South	100%[3]	Open-Pit	0.5	-	-	-	4	1.1	141	4	1.1	141
Duketon South	100%	Underground	1.5	0.2	1.6	12	12	1.8	702	12	1.8	714
Duketon South	100%	Stockpiles		5	0.6	101	-	-	-	5	0.6	101
Duketon South	100%	Sub Total		5	0.7	113	16	1.6	843	22	1.4	957
Duketon Total	**100%**	**Total**		6	0.6	123	32	1.2	1,267	38	1.1	1,389
Tropicana	30%	Open-Pit	See Note 4	1	1.4	28	4	1.8	213	4	1.7	241
Tropicana	30%	Underground		1	2.8	121	1	2.9	134	3	2.9	255
Tropicana	30%	Stockpiles		5	0.5	79	-	-	-	5	0.5	79
Tropicana Total[4]	**30%**	**Total**		**6**	**1.1**	**229**	**5**	**2.1**	**347**	**12**	**1.5**	**576**
Regis Total		**Grand Total**		**12**	**0.9**	**351**	**37**	**1.4**	**1,614**	**49**	**1.2**	**1,965**

Notes

The above data has been rounded, and errors of summation may occur due to rounding.
1. Ore Reserves are reported separately for open pits, underground and stockpiles.
2. Cut-off grades vary according to oxidation and lithology domains. Listed cut-offs are the weighted average of these various cut-off grades for that project classification.
3. Regis owns 70% of the King John project - part of the DSO operations. Only 70% of Regis share has been included in the above table.
4. Tropicana reported Reserves, Resources and Cut Off Grades in ASX Release "Mineral Resource and Ore Reserve Update at Tropicana" dated 23 February 2026, reported as nearest 1,000,000 tonnes, 0.1 g/t gold grade and 1,000 ounces.

McPhillamys Ore Reserves as at 31 May 2026

Project	Equity	Type	Cut-Off (g/t)	Proved			Probable			Total Ore Reserve		
				Tonnes (Mt)	Gold Grade (g/t)	Gold Metal (koz)	Tonnes (Mt)	Gold Grade (g/t)	Gold Metal (koz)	Tonnes (Mt)	Gold Grade (g/t)	Gold Metal (koz)
McPhillamys	100%	Open-Pit	0.25/0.38	-	-	-	56	1.1	1,890	56	1.1	1,890
McPhillamys Total	**100%**	**Total**		**-**	**-**	**-**	**56**	**1.1**	**1,890**	**56**	**1.1**	**1,890**