ASX Announcement

20 October 2026

G50Corp

SEPTEMBER 2026 QUARTERLY – ACTIVITIES REPORT

HIGHLIGHTS

- **Final results from the 2025/2026 Golconda drill program confirm shallow gold-silver and gallium mineralisation extending the strike length,** within the district scale Tub Structural Zone, **to over 1.8km** from 1.3km reported in the June quarter
- **Golden Eagle, the most northwestern target tested to date, returned strong shallow intercepts including:**
  - 21.3m at 3.72g/t Au and 28.76g/t Ag from 36.6m, including 10.7m at 7.25g/t Au and 49.82g/t Ag (GRC54)
  - 25.9m at 2.92g/t Au and 60.97g/t Ag from 57.9m, including 13.7m at 5.42g/t Au and 112.58g/t Ag from 64.0m (GRC51)
  - 3.0m at 4.29g/t Au and 814.0g/t Ag from 10.7m (GRC51)
- **Widespread gallium confirmed** across all holes reported, including 450.2m at 19.8g/t Ga from 1.1m (GDD08) and 213.3m at 20.6g/t Ga from surface (GRC48)
- **Phase 2 gallium metallurgical test work on oxide material** upgraded gallium 1.5 to 2.0 times through screening and desliming, recovering 63% to 87% of contained gallium, with gold and silver recoverable as potential co-products
- **A$26.25 million single tranche institutional placement** at A$0.595 per share, with **Hancock Prospecting Pty Ltd** committing A$7.95 million to become a cornerstone shareholder at approximately 5.4%
- **Follow-up diamond core drilling underway at White Caps** (announced 8 October 2026), with an initial program of five holes for approximately 1,500m at nominal step-outs of approximately 100m from WCD26-01 (13.50m at 7.67g/t Au from 305.5m)
- **Next steps** include update geological model, identify new drilling targets to explore parallel veins with **core drilling at Golconda** planned to commence around **December 2026**
- Cash and cash equivalents of A$25.778 million at 30 September 2026

G50 Corp Limited (**G50** or **the Company**) (ASX:**G50**) (OTCQX:**GFTYF**) is pleased to provide an update on activities during the September 2026 quarter for the Golconda Project, Arizona and the White Caps Project, Nevada.

G50 Corp's Managing Director, Mark Wallace, commented:

"Since commencing drilling in 2023, G50 has completed 54 reverse circulation (RC) and 9 diamond drill holes at Golconda, establishing a gold, silver and gallium discovery within the Tub Structural Zone (TSZ). The TSZ has been confirmed over 1.8km of strike, up to 400m in width, with mineralisation extending from surface to 400m in depth, remaining open at depth and along strike. These results demonstrate the significant scale and growth potential of the Golconda mineral system.

The team are excited to be back in the field as we accelerate our drilling and commercialisation workflows."

G50 Corp Limited
Suite 1601, 213 Miller Street, North Sydney, NSW 2060
ABN: 18 645 022 233

GOLCONDA MINERALISATION CONFIRMED OVER 1.8KM STRIKE

During the Quarter, G50 announced final results from its 2025/2026 core and 2026 RC drilling programs at the 100% owned Golconda Project in Arizona (ASX announcement, 27 July 2026). The programs were designed to (i) follow up the high-grade gold and silver intercepts made by G50 in 2023 (GRC06) and 2025 (GRC21 and GRC22), (ii) increase the Company's knowledge of the depth extent of known mineralisation below 180m, and (iii) explore new targets along the Tub Structural Zone. All three aims were achieved.

The Golconda Project now covers 3km of strike on a major northwest trending crustal structure that hosts much of the significant base and precious metal mineralisation of the district, including the adjacent Mineral Park porphyry copper-silver-molybdenum mine. Within the Golconda Property this structure is referred to as the Tub Structural Zone, which hosts multiple sub-parallel polymetallic quartz-sulphide veins (e.g. Golconda, Primrose, Tub, Green Linnet, Good Hope and Mexican) within a broad alteration halo of gallium-bearing sericite and kaolinite.

Two angled RC holes (GRC49 and GRC50) were drilled approximately 100m northwest and 100m southeast of core hole GDD09 to test shallower up-dip and strike extensions of the Green Linnet Vein. Both holes intersected relatively shallow mineralisation, confirming continuity of geology and mineralisation, including:

- 18.3m at 0.41g/t Au and 2.97g/t Ag from 70.1m, including 4.6m at 1.22g/t Au, 7.97g/t Ag and 0.7% Zn (GRC49) from 70.1m
- 1.5m at 3.67g/t Au, 37.5g/t Ag and 1.2% Zn from 29.0m (GRC50)
- 9.1m at 1.12g/t Au, 17.91g/t Ag and 0.4% Zn from 85.3m, including 7.6m at 1.31g/t Au and 20.26g/t Ag (GRC50) from 85.3m

Opportunity remains to test the strike continuation of the parallel Good Hope Vein further to the west, previously intersected in GDD09 (16.8m at 4.34g/t Au and 68.8g/t Ag from 216.4m).

Four angled RC holes (GRC51 to GRC54) tested the historic Golden Eagle Mine; the most northwestern target drilled to date along the Tub Structural Zone and located approximately 250m northwest of the closest previously reported holes (GRC45 and GRC46). All four holes intersected significant shallow precious metal mineralisation, confirming mineralisation over 1.8km along the structure, from Golden Eagle in the northwest to GRC17 in the southeast.

Significant RC drill intercepts include:

- 3.0m at 4.29 g/t Au and 814.0g/t Ag from 10.7m (GRC51)
- 25.9m at 2.92 g/t Au and 60.97 g/t Ag from 57.9m (GRC51)
- 6.1m at 1.70 g/t Au and 61.80g/t Ag from 36.6m (GRC52)
- 7.6m at 2.72 g/t Au and 23.49g/t Ag from 38.1m (GRC53)
- 21.3m at 3.72 g/t Au and 28.76g/t Ag from 36.6m, including
    - 10.7m at 7.25g/t Au and 49.82g/t Ag from 36.6m (GRC54)

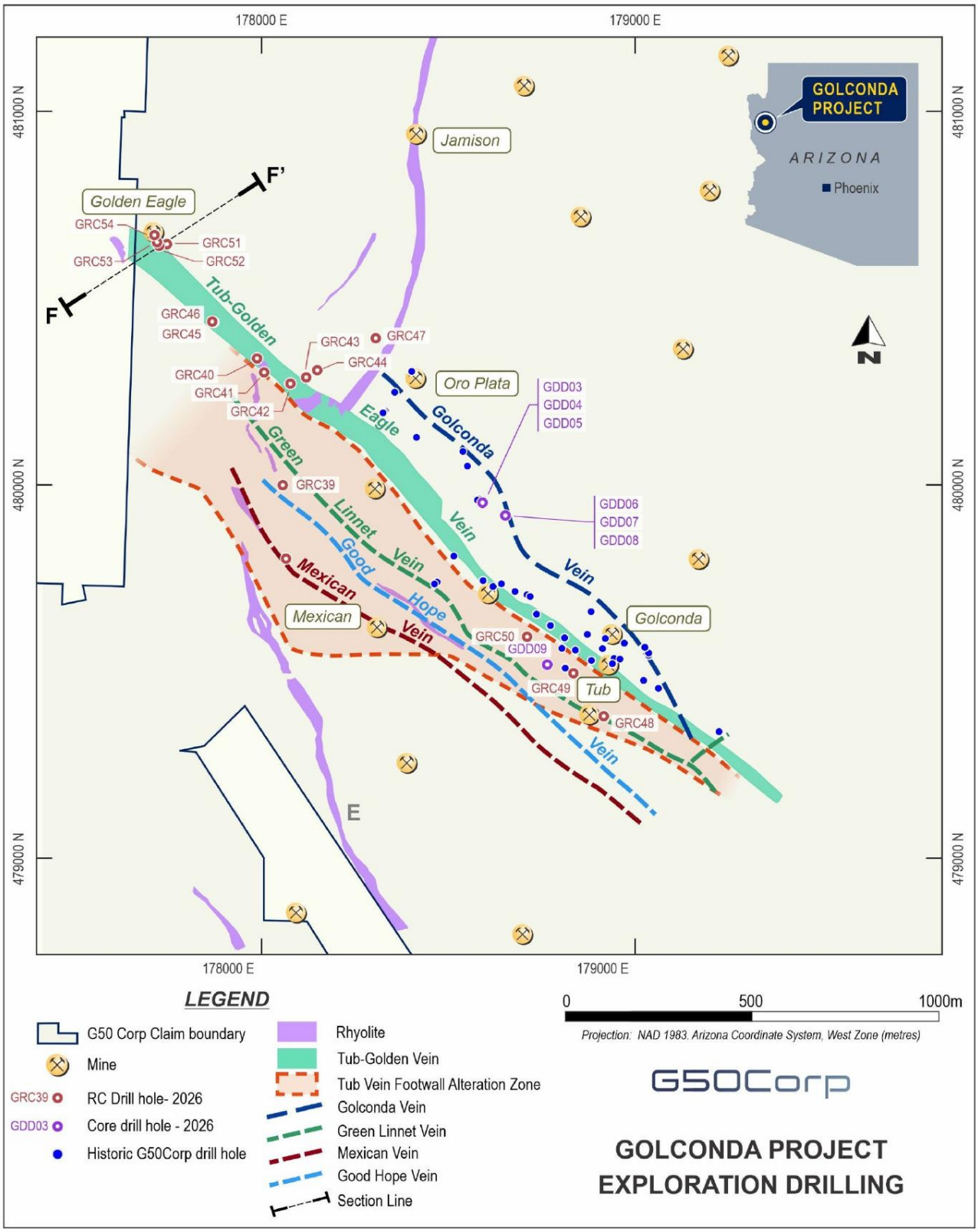

Figure 1. Plan shows the location of RC and core collars of holes drilled by G50 Corp in 2025 to 2026 (source: ASX announcement, 27 July 2026).

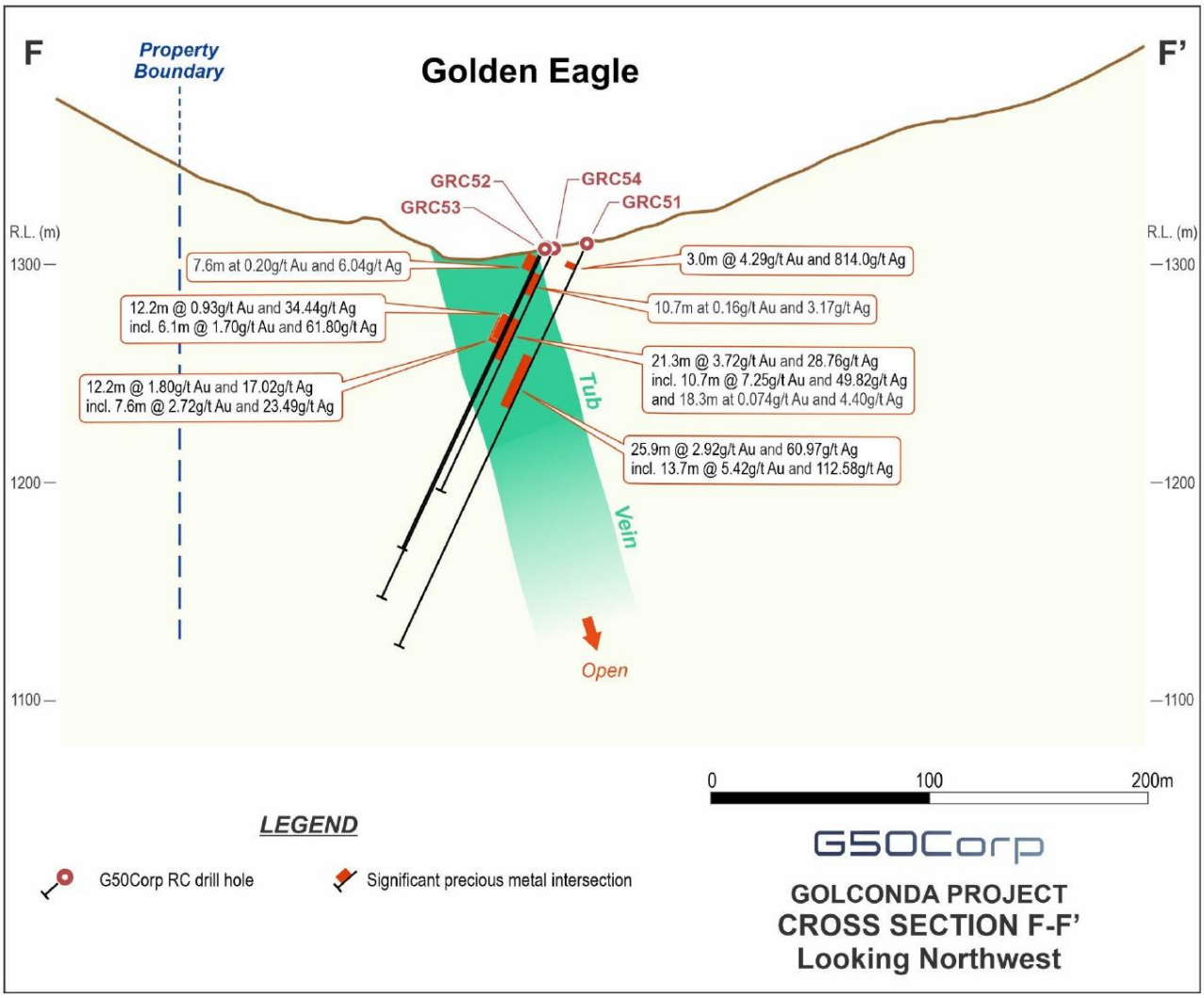

Figure 2. Cross section F to F' showing drill holes GRC51 to GRC54 at Golden Eagle, drilled over a strike length of approximately 60m (source: ASX announcement, 27 July 2026).

GALLIUM

Drill results continue to confirm the widespread presence of gallium within the Tub Structural Zone, with every hole reported during the quarter returning broad intercepts from or near surface (Table 2). The results support the Company's strategy of identifying a potential future domestic gallium supply, integrated within a primary precious and base metals project.

Table 1. Key intercepts, RC holes GRC46 to GRC54 and core hole GDD08 (gold, silver and zinc)

Hole ID	From (m)	Interval (m)	Gold (g/t)	Silver (g/t)	Zinc (%)
GRC46	1.5	10.7	0.39	3.58	0.0
GRC46	9.1	3.0	0.89	5.04	0.0
GRC49	70.1	18.3	0.41	2.97	0.3
Including	**70.1**	**4.6**	**1.22**	**7.97**	**0.7**
GRC50	0.0	6.1	0.16	5.53	0.4
GRC50	12.2	1.5	0.63	5.55	0.6
GRC50	**29.0**	**1.5**	**3.67**	**37.5**	**1.2**
GRC50	**85.3**	**9.1**	**1.12**	**17.91**	**0.4**
Including	**85.3**	**7.6**	**1.31**	**20.26**	**0.4**
GRC51	**10.7**	**3.0**	**4.29**	**814.00**	**0.0**
GRC51	**57.9**	**25.9**	**2.92**	**60.97**	**0.0**
Including	**64.0**	**13.7**	**5.42**	**112.58**	**0.0**
GRC52	**36.6**	**12.2**	**0.93**	**34.44**	**0.1**
Including	**36.6**	**6.1**	**1.70**	**61.80**	**0.1**
GRC53	6.1	7.6	0.20	6.04	0.1
GRC53	**38.1**	**12.2**	**1.80**	**17.02**	**0.1**
Including	**38.1**	**7.6**	**2.72**	**23.49**	**0.1**
GRC54	13.7	10.7	0.16	3.17	0.1
Including	19.8	1.5	0.50	3.19	0.0
GRC54	**36.6**	**21.3**	**3.72**	**28.76**	**0.1**
Including	**36.6**	**10.7**	**7.25**	**49.82**	**0.1**
GDD08	**331.6**	**1.5**	**1.32**	**35**	**0.1**
GDD08	424.9	1.5	0.73	0.57	0.0

Source: ASX announcement, 27 July 2026 (copper and lead assays not shown). Intervals use a 0.1g/t Au or 10g/t Ag lower cut off, with high grade intervals using a 0.5g/t Au or 50g/t Ag lower cut off. Down hole lengths only; true widths not known.

Table 2. Gallium intercepts, RC holes GRC46 to GRC54 and core hole GDD08

Hole ID	From (m)	Interval (m)	Ga (g/t)
GRC46	0	207.3	17.1
GRC47	0	213.3	17.6
GRC48	0	213.3	20.6
GRC49	0	213.3	18.0
GRC50	0	155.4	17.3
GRC51	0	203.4	18.0
GRC52	0	176.8	18.1
GRC53	0	152.4	19.0
GRC54	0	121.9	17.0
GDD08	1.1	450.2	19.8

Intervals use a 10g/t Ga lower cut off (source: ASX announcement, 27 July 2026). There is insufficient information to estimate the true width of these intercepts.

Next Steps at Golconda

- Incorporate drilling results to refine and update the Golconda geological model
- Generate new drilling targets to explore parallel veins and increase certainty of mineralisation continuity through extensional drilling to known mineralisation
- Commence core drilling around December 2026
- Commence baseline studies to support permitting for an Exploration Plan of Operations
- Further metallurgical test work for base metals, precious metals and gallium

PHASE 2 GALLIUM METALLURGY: OXIDE MATERIAL

G50 reported positive Phase 2 metallurgical test results on oxidised material from the surface oxide zone at the Little Jimmy area of Golconda (ASX announcement, 15 July 2026). The proof-of-concept program, undertaken by SGS Lakefield, tested four distinct mineralised zones. Approximately 2,200kg of material was collected from each of Zones 1, 2 and 3 and approximately 50kg from Zone 4, with test work conducted on 0.2kg (size separation) and 0.5kg (flotation) aliquots of 10 to 20kg sub-samples. The objective was to determine whether oxide material shares the processing characteristics of the non-oxide drill core and RC samples reported in April 2026, and whether a common processing strategy could apply to both. The Company released additional information on the test work on 29 July 2026, including feed grades, concentrate grades and detailed mass balances.

Key outcomes included:

- Isolating the sub 20 micron fraction through screening and desliming upgraded gallium 1.5 to 2.0 times from feedstock and recovered 63% to 87% of contained gallium at mass recoveries of 38% to 60%, comparable with the April 2026 test work
- In the zones with finalised results, 27% to 66% of the gold and 60% to 69% of the silver reported to the gallium-rich fine fraction, providing a potential co-product credit
- Sulphide flotation produced gold and silver concentrates, increasing gold grades approximately 8 to 10 times and silver grades approximately 4 to 5 times, with recoveries of 74% to 90% for gold and 30% to 48% for silver (Zone 1 flotation test work not yet finalised)

The results indicate potential to produce either a combined gallium, gold and silver concentrate, or separate gallium and precious metal concentrates, using conventional mineral processing methods. The conceptual flowsheet reported in April 2026 remains unchanged and will guide further test work. Mineralogy, liberation and geochemistry studies on the oxide material, along with assessment of the impurity to gallium ratio, are ongoing.

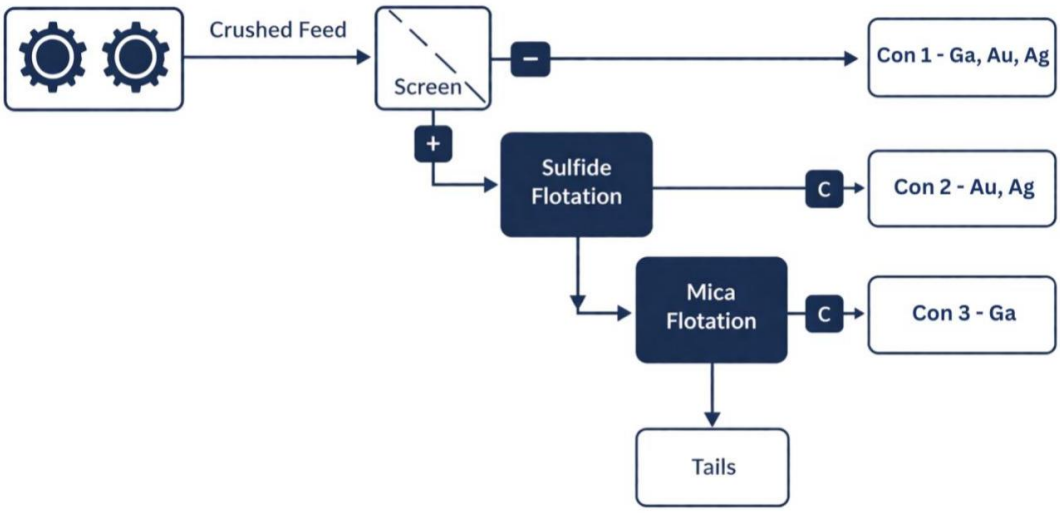

Figure 3. Phase 2 metallurgical test configuration (source: ASX announcement, 15 July 2026).

Gallium is a strategically important critical mineral used in advanced semiconductors, defence systems and clean energy technologies. Global supply is dominated by by-product production from aluminium processing, resulting in limited transparency and supply flexibility. Work to date supports the potential development of a strategic domestic gallium supply source from Arizona, integrated within a larger precious metals project.

The metallurgical test work results are preliminary in nature and are based on limited proof of concept test work. They do not represent a Mineral Resource or Ore Reserve as defined in the JORC Code (2012), and further work will be required to determine whether development of the Golconda Project is technically or commercially viable.

WHITE CAPS, NEVADA

The February 2026 core program at White Caps comprised five holes for 2,220.10m, testing Carlin-style gold mineralisation hosted within decalcified and silicified limestone, together with skarn and intrusion-related targets down-dip. The first hole, WCD26-01, returned 13.50m at 7.67g/t Au and 2.38g/t Ag from 305.5m, including 3.93m at 23.95g/t Au and 7.29g/t Ag (ASX announcement, 22 June 2026).

Final assays from the remaining four holes of the program (WCD26-02 to WCD26-05) were pending at the end of the quarter. An active northern hemisphere exploration season has created significant delays in both sample logistics and laboratory assay turnaround, and final assays are now expected in October 2026.

Follow-up drilling underway

On 8 October 2026, G50 announced that follow-up diamond core drilling had commenced at White Caps. The initial program comprises five holes for a planned total of approximately 1,500m, testing the lateral and up-dip continuity of the gold mineralisation intersected in WCD26-01 at nominal step-outs of approximately 100m. Subject to drilling progress, ground conditions and weather, the Company may add one or two holes to the program.

Samples will be submitted to ALS Reno for analysis, with first assays from the follow-up program expected in January 2027. On completion of the program, the core rig will mobilise to Golconda to begin the next phase of drilling extensions to significant Au-Ag-Zn and Ga intercepts intersected since 2023.

CORPORATE

A$26.25 million placement

On 29 July 2026, G50 announced firm commitments for a single tranche institutional placement to raise approximately A$26.25 million (before costs) at an issue price of A$0.595 per new share (Placement). The issue price represented a 9.8% discount to the last closing price of A$0.66 on 24 July 2026, a 3.2% premium to the 5 day VWAP of A$0.577 and a 3.8% discount to the 30 day VWAP of A$0.618.

The Placement attracted strong support from existing shareholders and new institutional investors, both domestic and offshore, including a A$7.95 million commitment from Hancock Prospecting Pty Ltd, which held approximately 5.4% of G50's issued capital on completion. The Placement completed on 5 August 2026 with the issue of approximately 44.1 million new shares. Bell Potter Securities Limited and Morgans Corporate Limited acted as Joint Lead Managers and Joint Bookrunners to the Placement.

Proceeds will be used to accelerate exploration at Golconda and White Caps, including further drilling, geological studies, gallium test work and early permitting activities at Golconda, together with general corporate and offer costs.

FINANCIAL

As of 30 September 2026, the Company had cash and cash equivalents of $25.778 million, following completion of the Placement during the quarter.

PAYMENTS TO RELATED PARTIES

During the quarter, $170,000 was paid to related parties and their associates (Appendix 5B, item 6.1), comprising $98,000 paid to the Managing Director as salary, $42,000 paid as directors fees for Q1 FY2027 and $30,000 to a director for advisory services.

EXPLORATION AND EVALUATION

A summary of the Company's expenditure for the quarter is provided below. Full details regarding the Company's cash movements during the quarter can be found in the attached Appendix 5B.

Expenditure	A$'000
Exploration and evaluation, operating activities (Appendix 5B item 1.2(a))	71
Exploration and evaluation, investing activities (Appendix 5B item 2.1(d))	730
Total Exploration and Evaluation Spend	**801**

There were no substantive mining production or development activities during the quarter.

APPENDIX 1 – SCHEDULE OF TENEMENTS

ASX Listing Rule 5.3.3

GOLCONDA, AZ

State	Project	Tenement ID	Tenement Name	Area[1] (acres)	Area[1] (km^2)	Interest
Arizona	Golconda	AZ105252617 to AZ105252637	CIR claims (21)	433.9	1.8	100%
Arizona	Golconda	AZ105246900 to AZ105246972	GUS claims (73)	1,508.1	6.1	100%
Arizona	Golconda	AZ105264011 to AZ105264027	BRN claims (17)	351.2	1.4	100%
Arizona	Golconda	AZ101920499 to AZ101921889	TBM claims (48)	981.4	4.0	100%
Arizona	Golconda	AZ101860833 to AZ101861493	OGC claims (27)	503.5	2.0	100%
Arizona	Golconda	APN33003001, APN33003004, APN33121003, APN33121004, APN33002009, APN33002008	Oro Golconda patented claims (12)	191.0	0.8	100%
Arizona	Golconda	AMC60025, AMC457050, AMC456936, AMC458319, AMC462074, AMC60858, AMC335422, AMC331685	Oro Golconda unpatented claims (45)	900.7	3.6	100%
Arizona	Golconda	APN33004002, APN33004004, APN33004001, APN33004005, APN33003002	Oro Golconda patented claims (9)	112.0	0.5	100%
Arizona	Golconda	APN33002013, AZ105265410	Schneider Lease claims (2)	22.7	0.1	0%
Arizona	Golconda	APN33003005, APN33220001	Little Boy and True Blue claims (2)	37.4	0.2	5%, option to purchase 100%
Arizona	Golconda	AZ106759602 to AZ106759613	GG claims (12)	43.05	0.17	100%

[1] Total Area comprises the area covered by patented and unpatented mining claims for each Project. Unpatented BLM mining claims cover a maximum area of 1500 feet by 600 feet.

WHITE CAPS, NV

Located in the Nevada Manhattan Mining District, Nye County, Nevada. Claims located in Sections 20, 21, 22, 27, 28, 29, 30, 31, 32, 33 Township 8 North, Range 44 East.

28 PATENTED CLAIMS

	Claim Name	Ownership*
Parcel No. 6-14		
1	Katie No.1	0%
2	Keystone	0%
3	Red Boy	0%
4	Silver Pick No. 1	0%
5	Whoopie Fraction	0%
Parcel No. 6-15		
6	Annie Laurie	0%
7	Dexter No. 7	0%
8	Dexter No. 8	0%
9	Earl	0%
10	Eva	0%
11	Flying Cloud	0%
12	Snowman	0%
13	Snow Drift	0%
14	Union No. 2	0%
15	Union No. 3	0%
16	Union No. 4	0%

	Claim Name	Ownership*
17	Union No. 5	0%
18	Uno	0%
Parcel No. 6-16		
19	Ivanhoe	0%
20	Morning Glory	0%
21	Pine Nut No. 2	0%
22	Muleskinner	0%
23	Union	0%
24	Union No.1	0%
25	White Cap	0%
26	White Cap No.1	0%
27	White Cap Extension	0%
28	White Caps Extension No. 1	0%

* 0% ownership, option to purchase 100% subject to Agreement dated 7 November 2022.

72 UNPATENTED CLAIMS

Serial Number	Ownership*	Serial Number	Ownership*
NMC93111 Turtle Frac	0%	NMC93116 Little Joe #2	0%
NMC93113 Granny Frac	0%	NMC93118 Little Joe #4	0%
NMC93144 Yellow Horse Frac	0%	NMC91320 Little Joe #6	0%
NMC93126 Little Joe #12	0%	NMC93115 Little Joe #1	0%
NMC93127 Little Joe #13	0%	NMC93117 Little Joe #3	0%
NMC93128 Little Joe #14	0%	NMC93119 Little Joe #5	0%
NMC93129 Little Joe #15	0%	NMC93125 Little Joe #11	0%
NMC93130 Little Joe #16	0%	NMC712154 SM NO 2	0%
NMC93131 Little Joe #17	0%	NMC712138 WC NO 25	0%
NMC93132 Little Joe #18	0%	NMC712155 SM NO 3	0%
NMC93133 Little Joe Frac #19	0%	NMC712156 SM NO 4	0%
NMC93134 Little Joe Frac #20	0%	NMC712157 SM NO 5	0%
NMC93107 Mable A	0%	NMC712158 SM NO 6	0%
NMC93108 Lillie Frac	0%	NMC712159 SM NO 7	0%
NMC93109 Little John Frac	0%	NMC712134 WC NO 21	0%
NMC93110 Pandora Frac	0%	NMC712136 WC NO 23	0%
NMC93124 Little Joe #10	0%	NMC712135 WC NO 22	0%
NMC93135 Little Joe Frac #21	0%	NMC712137 WC NO 24	0%
NMC712170 Little Joe Frac #11	0%	NMC712139 WC NO 26	0%
NMC712171 Little Joe Frac #22	0%	NMC712140 WC NO 27	0%
NMC712153 SM NO 1	0%	NMC712141 WC NO 28	0%
NMC712150 WC NO 100	0%	NMC712143 WC NO 30	0%
NMC712151 WC NO 102	0%	NMC712160 SM NO 8	0%
NMC712152 WC NO 145	0%	NMC712161 SM NO 9	0%
NMC712164 SM NO 14	0%	NMC712162 SM NO 10	0%
NMC712165 SM NO 16	0%	NMC712163 SM NO 12	0%
NMC712166 SM NO 18	0%	NMC712132 WC NO 10	0%
NMC712167 SM NO 21	0%	NMC712133 WC NO 12	0%
NMC712168 SM NO 23	0%	NMC712144 WC NO 31	0%
NMC712169 SM NO 25	0%	NMC712145 WC NO 32	0%
NMC712149 WC NO 98	0%	NMC712146 WC NO 33	0%

Serial Number	Ownership*	Serial Number	Ownership*
NMC93121 Little Joe #7	0%	NMC712147 WC NO 34	0%
NMC93122 Little Joe #8	0%	NMC712130 WC NO 6	0%
NMC93123 Little Joe #9	0%	NMC712131 WC NO 8	0%
NMC712142 WC NO 29	0%	NMC712148 WC NO 35	0%
NMC93112 Combination	0%	NV105263214 Glory 1	0%

** 0% ownership, option to purchase 100% subject to Agreement dated 7 November 2022.*

This announcement has been approved for release by the Board of G50.

INVESTOR RELATIONS

VIRIATHUS

Beverly Jedynak | Investor Relations US
beverly.jedynak@viriathus.com
Phone: +1 312-943-1123
Cell: +1 773-350-5793

BLACKWATER ADVISORS

Harry Spillane | Investor Relations AU
queries@g50corp.com
Mobile: +61 447 757 550

ABOUT G50 CORP

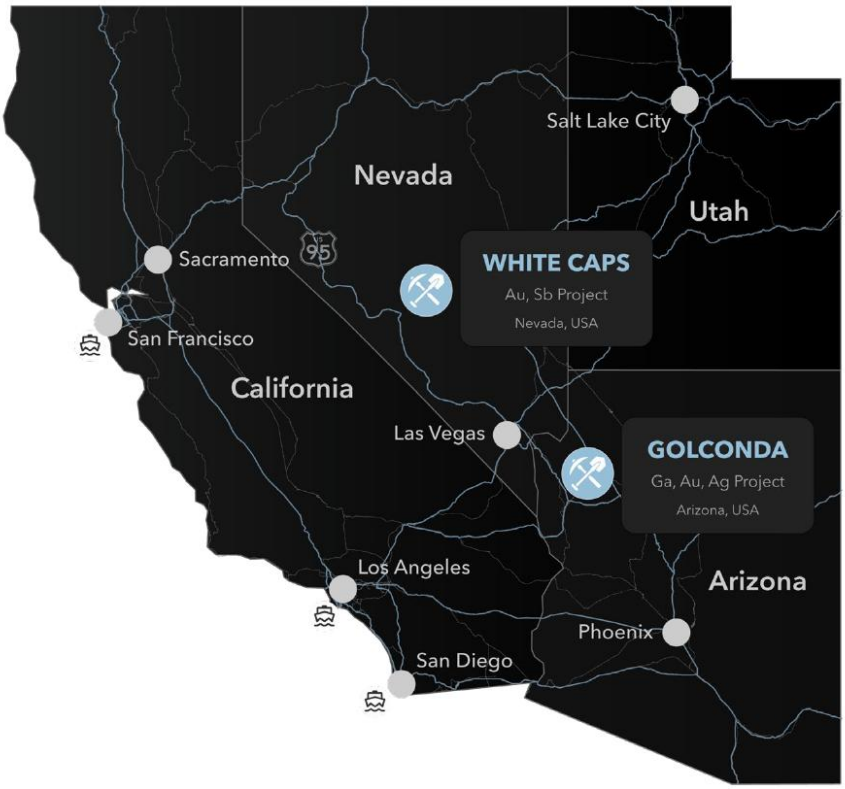

Map: Location of G50 Corp's Golconda Project in Arizona and White Caps Project in Nevada

G50 Corp is an exploration company progressing critical minerals and precious metals projects in the United States, including the Golconda Project in Arizona and the White Caps Project in Nevada.

GOLCONDA PROJECT, ARIZONA

The Golconda Project is located in NW Arizona, a well-established mining jurisdiction with a long history of base and precious metals production. The project comprises a historical zinc, lead, gold and silver mine and is proximal to the Mineral Park copper, molybdenum and silver mine. Exploration has identified high-grade gold and silver mineralisation and a significant gallium discovery, highlighting the project's potential for both precious and critical metals.

WHITE CAPS PROJECT, NEVADA

The White Caps Project is located in Nevada, a premier mining jurisdiction with a long history of gold production. The project is a historical gold mine that was previously drilled by Freeport McMoRan between 1982 and 1984. Exploration has identified gold and antimony mineralisation, and the project is located proximal to Scorpio Gold Corp's Manhattan Gold Project, highlighting its potential within a well-endowed mineral district.

FORWARD LOOKING STATEMENTS

Statements regarding plans with respect to the Company's projects are forward-looking statements. There can be no assurance that the Company's plans for development of its projects will proceed as currently expected. These forward-looking statements are based on the Company's expectations and beliefs concerning future events. Forward looking statements are necessarily subject to risks, uncertainties and other factors, many of which are outside the control of the Company, which could cause actual results to differ materially from such statements. The Company makes no undertaking to subsequently update or revise the forward-looking statements made in this announcement, to reflect the circumstances or events after the date of that announcement.

COMPETENT PERSONS STATEMENTS

The information in this report that relates to Exploration Results for the Golconda Project is based on, and fairly represents, information and supporting documentation compiled by Dr. Danny Sims, a Competent Person who is a licensed geologist and Registered Member of the Society for Mining, Metallurgy & Exploration ("SME"). Dr. Sims is not an employee of G50 or a related party but is a consultant to G50 and is employed by Sims Geological Services LLC, who has sufficient experience that is relevant to the style of mineralisation and type of deposit under consideration and to the activity being undertaken to qualify as a Competent Person as defined in the 2012 Edition of the 'Australasian Code for Reporting of Exploration Results, Mineral Resources and Ore Reserves'. Dr. Sims consents to the inclusion in the report of the matters based on his information in the form and context in which it appears.

The information in this report that relates to Exploration Results for the White Caps Project is based on information compiled by Bernard Rowe, a Competent Person who is a Member of the Australian Institute of Geoscientists. Bernard Rowe is a shareholder and Non-Executive Director of G50 Corp Limited. Mr Rowe has sufficient experience that is relevant to the style of mineralisation and type of deposit under consideration and to the activity being undertaken to qualify as a Competent Person as defined in the 2012 Edition of the 'Australasian Code for Reporting of Exploration Results, Mineral Resources and Ore Reserves'. Bernard Rowe consents to the inclusion in the report of the matters based on his information in the form and context in which it appears.

The information in this report that relates to Metallurgical Test work is based on information compiled by Michael Osborne, a Competent Person who is a Member of the Society for Mining, Metallurgy and Exploration. Mr Michael Osborne is not an employee of the Company or a related party of the Company. Mr Osborne is employed by Ioneer Ltd. Mr Osborne has sufficient experience that is relevant to the style of mineralisation and the mineral processing techniques under consideration and to the activity being undertaken to qualify as a Competent Person as defined in the 2012 Edition of the 'Australasian Code for Reporting of Exploration Results, Mineral Resources and Ore Reserves'. Mr Osborne consents to the inclusion in the report of the matters based on his information in the form and context in which it appears.

EXPLORATION INFORMATION EXTRACTED FROM ASX ANNOUNCEMENTS

In respect of Exploration Results referred to in this report and previously reported by the Company in accordance with JORC Code 2012, the Company confirms that it is not aware of any new information or data that materially affects the information included in the ASX announcements titled:

- "35m at 5.2 g/t Gold, Discovery at Golconda", 19 June 2023
- "Drilling Confirms New Precious Metals Discovery", 14 July 2025
- "District Scale Precious and Strategic Metals Discovery", 14 August 2025
- "Golconda Gallium Metallurgy Validated", 8 April 2026
- "Golconda Mineralization Extended to 1.3 km", 2 June 2026
- "13.5m at 7.67 g/t gold at White Caps", 22 June 2026
- "Low-Cost Processing Lifts Gallium Grades up to 2x at Golconda with Gold and Silver as Potential Co-Products", 15 July 2026
- "Golconda Mineralisation extended to 1.8 km", 27 July 2026
- "Clarification of ASX Announcement dated 15 July 2026", 29 July 2026
- "White Caps drilling restarts, follows 13.5m @ 7.67 g/t gold", 8 October 2026

All material assumptions and technical parameters underpinning the information in the reports continue to apply and have not materially changed.

Appendix 5B

Mining exploration entity or oil and gas exploration entity quarterly cash flow report

Name of entity

G50 Corp Limited

ABN	Quarter ended ("current quarter")
18 645 022 233	30 September 2026

Consolidated statement of cash flows		Current quarter $A'000	Year to date (3 months) $A'000
1.	**Cash flows from operating activities**		
1.1	Receipts from customers		
1.2	Payments for		
	(a) exploration & evaluation	(71)	(71)
	(b) development		
	(c) production		
	(d) staff costs	(381)	(381)
	(e) administration and corporate costs	(476)	(476)
1.3	Dividends received (see note 3)		
1.4	Interest received	75	75
1.5	Interest and other costs of finance paid	(3)	(3)
1.6	Income taxes paid		
1.7	Government grants and tax incentives		
1.8	Other (provide details if material)		
1.9	**Net cash from / (used in) operating activities**	**(856)**	**(856)**

2.	**Cash flows from investing activities**		
2.1	Payments to acquire or for:		
	(a) entities		
	(b) tenements		
	(c) property, plant and equipment		
	(d) exploration & evaluation	(730)	(730)
	(e) investments		
	(f) other non-current assets		

Consolidated statement of cash flows		Current quarter $A'000	Year to date (3 months) $A'000
2.2	Proceeds from the disposal of:		
	(a) entities		
	(b) tenements		
	(c) property, plant and equipment		
	(d) investments		
	(e) other non-current assets		
2.3	Cash flows from loans to other entities		
2.4	Dividends received (see note 3)		
2.5	Other (provide details if material)		
2.6	**Net cash from / (used in) investing activities**	**(730)**	**(730)**

3.	**Cash flows from financing activities**		
3.1	Proceeds from issues of equity securities (excluding convertible debt securities)	26,253	26,253
3.2	Proceeds from issue of convertible debt securities		
3.3	Proceeds from exercise of options		
3.4	Transaction costs related to issues of equity securities or convertible debt securities	(983)	(983)
3.5	Proceeds from borrowings		
3.6	Repayment of borrowings		
3.7	Transaction costs related to loans and borrowings		
3.8	Dividends paid		
3.9	Other (provide details if material)	(25)	(25)
3.10	**Net cash from / (used in) financing activities**	**25,245**	**25,245**

4.	**Net increase / (decrease) in cash and cash equivalents for the period**		
4.1	Cash and cash equivalents at beginning of period	2,105	2,105
4.2	Net cash from / (used in) operating activities (item 1.9 above)	(856)	(856)
4.3	Net cash from / (used in) investing activities (item 2.6 above)	(730)	(730)
4.4	Net cash from / (used in) financing activities (item 3.10 above)	25,245	25,245

Consolidated statement of cash flows		Current quarter $A'000	Year to date (3 months) $A'000
4.5	Effect of movement in exchange rates on cash held	14	14
4.6	**Cash and cash equivalents at end of period**	**25,778**	**25,778**

5.	**Reconciliation of cash and cash equivalents** at the end of the quarter (as shown in the consolidated statement of cash flows) to the related items in the accounts	**Current quarter $A'000**	**Previous quarter $A'000**
5.1	Bank balances	7,917	2,105
5.2	Call deposits	17,861	-
5.3	Bank overdrafts	-	-
5.4	Other (provide details)	-	-
5.5	**Cash and cash equivalents at end of quarter (should equal item 4.6 above)**	**25,778**	**2,105**

6.	**Payments to related parties of the entity and their associates**	**Current quarter $A'000**
6.1	Aggregate amount of payments to related parties and their associates included in item 1	170
6.2	Aggregate amount of payments to related parties and their associates included in item 2	-

Note: if any amounts are shown in items 6.1 or 6.2, your quarterly activity report must include a description of, and an explanation for, such payments.

7.	**Financing facilities** *Note: the term "facility' includes all forms of financing arrangements available to the entity.* *Add notes as necessary for an understanding of the sources of finance available to the entity.*	**Total facility amount at quarter end $A'000**	**Amount drawn at quarter end $A'000**
7.1	Loan facilities		
7.2	Credit standby arrangements		
7.3	Other (please specify)		
7.4	**Total financing facilities**	-	-
7.5	**Unused financing facilities available at quarter end**		-
7.6	Include in the box below a description of each facility above, including the lender, interest rate, maturity date and whether it is secured or unsecured. If any additional financing facilities have been entered into or are proposed to be entered into after quarter end, include a note providing details of those facilities as well.		

8.	**Estimated cash available for future operating activities**	**$A'000**
8.1	Net cash from / (used in) operating activities (item 1.9)	(856)
8.2	(Payments for exploration & evaluation classified as investing activities) (item 2.1(d))	(730)
8.3	Total relevant outgoings (item 8.1 + item 8.2)	(1,586)
8.4	Cash and cash equivalents at quarter end (item 4.6)	25,778
8.5	Unused finance facilities available at quarter end (item 7.5)	-
8.6	Total available funding (item 8.4 + item 8.5)	25,778
8.7	**Estimated quarters of funding available (item 8.6 divided by item 8.3)**	16.25

Note: if the entity has reported positive relevant outgoings (ie a net cash inflow) in item 8.3, answer item 8.7 as "N/A". Otherwise, a figure for the estimated quarters of funding available must be included in item 8.7.

8.8 If item 8.7 is less than 2 quarters, please provide answers to the following questions:

8.8.1 Does the entity expect that it will continue to have the current level of net operating cash flows for the time being and, if not, why not?

Answer: N/A

8.8.2 Has the entity taken any steps, or does it propose to take any steps, to raise further cash to fund its operations and, if so, what are those steps and how likely does it believe that they will be successful?

Answer: N/A

8.8.3	Does the entity expect to be able to continue its operations and to meet its business objectives and, if so, on what basis?
Answer: N/A	
Note: where item 8.7 is less than 2 quarters, all of questions 8.8.1, 8.8.2 and 8.8.3 above must be answered.	

Compliance statement

1 This statement has been prepared in accordance with accounting standards and policies which comply with Listing Rule 19.11A.

2 This statement gives a true and fair view of the matters disclosed.

Date: 20 October 2026

Authorised by: By the Board
(Name of body or officer authorising release – see note 4)

Notes

1. This quarterly cash flow report and the accompanying activity report provide a basis for informing the market about the entity's activities for the past quarter, how they have been financed and the effect this has had on its cash position. An entity that wishes to disclose additional information over and above the minimum required under the Listing Rules is encouraged to do so.

2. If this quarterly cash flow report has been prepared in accordance with Australian Accounting Standards, the definitions in, and provisions of, *AASB 6: Exploration for and Evaluation of Mineral Resources* and *AASB 107: Statement of Cash Flows* apply to this report. If this quarterly cash flow report has been prepared in accordance with other accounting standards agreed by ASX pursuant to Listing Rule 19.11A, the corresponding equivalent standards apply to this report.

3. Dividends received may be classified either as cash flows from operating activities or cash flows from investing activities, depending on the accounting policy of the entity.

4. If this report has been authorised for release to the market by your board of directors, you can insert here: "By the board". If it has been authorised for release to the market by a committee of your board of directors, you can insert here: "By the [*name of board committee – eg Audit and Risk Committee*]". If it has been authorised for release to the market by a disclosure committee, you can insert here: "By the Disclosure Committee".

5. If this report has been authorised for release to the market by your board of directors and you wish to hold yourself out as complying with recommendation 4.2 of the ASX Corporate Governance Council's *Corporate Governance Principles and Recommendations*, the board should have received a declaration from its CEO and CFO that, in their opinion, the financial records of the entity have been properly maintained, that this report complies with the appropriate accounting standards and gives a true and fair view of the cash flows of the entity, and that their opinion has been formed on the basis of a sound system of risk management and internal control which is operating effectively.