2026 AGM PRESENTATION

20 OCTOBER 2026

PRINCESS YACHTS

DISCLAIMER

THIS DOCUMENT DOES NOT CONSTITUTE AN OFFER OR ADVERTISEMENT

This document, including the information contained in this disclaimer, is not a prospectus, product disclosure statement or other disclosure document and does not constitute, or form any part of, an offer to sell, or a solicitation of an offer to buy, the Shares. This document does not constitute an invitation, offer or recommendation to apply for or purchase the Shares and does not contain any application form for the Shares. This document does not constitute an advertisement for an offer or proposed offer of the Shares. Neither this document nor anything contained in it shall form the basis of any contract or commitment and it is not intended to induce or solicit any person to engage in, or refrain from engaging in, any transacti on. No person is authorised to give information or make any representation in connection with any Public Offer which is not contained in this document. Any information or representation not so contained may not be relied on as being authorised by the Company or any person associated with them. This document does not constitute an offer to sell, or the solicitation of an offer to buy, any securities in the United States. The Shares have not been, and will not be, registered under the U.S. Securities Act of 1933, as amended (Securities Act) or the securities laws of any state or other jurisdiction of the United States, and may not be offered or sold, directly or indirectly, in the United States absent registration under the Securities Act or in a transaction exempt from, or not subject to, the registration requirements of the Securities Act and any other applicable U.S. state securities laws.

DISTRIBUTION

Distribution of this document outside Australia may be restricted by law. Persons who come into possession of this document who are not in Australia should seek advice on and observe any such restrictions. Any failure to comply with such restrictions may constitute a violation of applicable securities laws.

NO LIABILITY

The Company has prepared this document based on information available to it at the time of preparation, from sources believed to be reliable and subject to the qualifications in this document. To the maximum extent permitted by law, Limited Parties accept no responsibility or liability for the contents of his document and make no recommendation or warranties concerning any Public Offer. No representation or warranty, express o r implied, is made as to the fairness, accuracy, adequacy, validity, correctness or completeness of the information, opinions and conclusions contained in this document. To the maximum extent permitted by law, none of the Limited Parties accepts any responsibility or liability including, without limitation, any liability arising from fault or negligence on the part of any person, for any loss whatsoever arising from the use of this document or its contents or otherwise arising in connection with it.

PAST PERFORMANCE

Past performance information in this document is given for illustration purposes only and should not be relied upon as (and is not) an indication of future performance. Actual results could differ materially from those referred to in this document.

FORWARD-LOOKING STATEMENTS

Certain statements, beliefs and opinions contained in this document, particularly those regarding the possible or assumed future financial or other performance of the Company, industry growth or other trend projections are or may be forward looking statements. Forward-looking statements can be identified by the use of 'forward-looking' terminology, including, without limitation, the terms 'believes', 'estimates', 'anticipates', 'expects', 'predicts', 'intends', 'plans', 'propose', 'goals', 'targets', 'aims', 'outlook', 'guidance', 'forecasts' , 'may', 'will', 'would', 'could' or 'should' or, in each case, their negative or other variations or comparable terminology. These forward-looking statements include all matters that are not historical facts. By their nature, forward-looking statements involve known and unknown risks, uncertainties and other factors because they relate to events and depend on circumstances that may or may not occur in the future, assumptions which may or may not prove correct, and may be beyond the Company's ability to control or predict which may cause the actual results or performance of the Company to be materially different from the results or performance expressed or implied by such forward-looking statements. Forward-looking statements are based on assumptions and contingencies and are not guarantees or predictions of future performance. No representation is made that any of these statements or forecasts will come to pass or that any forecast result will be achieved. Similarly, no representation is given that the assumptions upon which forward looking statements may be based are reasonable. None of the Company or any other Limited Party, makes any representation or warranty as to the accuracy of any forward looking statements contained in this document. Forward-looking statements speak only as at the date of this document and the Limited Parties disclaim any obligations or undertakings to release any update of, or revisions to, any forward-looking statements in this document. All dollar values contained in this document are in Australian dollars (A$) unless otherwise stated.

NOT FINANCIAL PRODUCT ADVICE

No attempt has been made to independently verify the information contained in this document. You should make your own assessment in considering an investment in the Company and should not rely on this document. In all cases, you should conduct your own investigations and analysis of the financial condition, assets and liabilities, financial position and performance, profits and losses, prospects and business affairs of the Company and its business, and the contents of this document. This document is not, and should not be construed as, a recommendation by the Company, related bodies corporate (as that term is defined in the Corporations Act), or any of their respective officers, employees, directors, shareholders, partners, representatives, agents, consultants or advisers or any other party referred to in this document (each a Limited Party and, together, the Limited Parties) to invest in the Company. The information in this document is of a general nature and does not constitute financial product advice, investment advice or any recommendation. Nothing in this document constitutes legal, financial, tax or other advice. The information in this document does not take into account the particular investment objectives, financial situation or needs of any person. You should seek legal, financial, tax and other advice appropriate to your jurisdiction.

AGENDA

1. 1HFY26 Highlights
2. Executive Summary
3. Financial Results
4. Operational Highlights
5. Outlook
6. Q&A



FY26 HIGHLIGHTS

REVENUE	TOTAL ACTIVITY[1]	EBITDA
$51.7m	**$54.2m**	**$3.6m**
(Guidance $50m – $52m)		(Guidance $3.25m – $3.75m)
Cash **$9.4m**	Net Debt **$1.2m**	Undrawn Facilities **$7.5m**
Operating Cashflow **$4.8m**	EBITDA Margin **6.9%**	Final Dividend **Nil**





1. Total Activity = Sales + change in WIP

EXECUTIVE SUMMARY

- VEEM's revenue for FY26 was $51.7m (upper end of guidance) down on $68.6m in FY25 due to lower gyro and propeller sales and delay in receiving ASC orders.
- EBITDA for FY26 was $3.6m down on $9.1m in FY25 and at the upper end of guidance provided.
- Cashflows from operations were strong at $4.8m as delivery into the ASC contract began and propeller orders accelerated into 2HFY26.
- Net Debt at 30 June 2026 of $1.2m reduced by $12.5m after net capital raise proceeds of $13.1m and $2.4m of additional capital equipment debt.
- The first half was characterized by a slow down in the marine market which has improved in CY26 and delayed ASC orders which are currently being delivered into.
- As a result 2HFY26 sales were up 21% ($28.3m vs $23.4m) and 2HFY26 EBITDA was $3.8m vs -$0.2m in 1HFY26.
- Recovery in the marine market has led to increased propulsion orders in 2HFY26 which has continued into FY27.
- Factory extension construction complete with 3 new CNC machines delivered; installed and currently being commissioned. Remaining $1.2m (excl. GST) government grand funds received.
- 3D Printer installed and commissioned with remaining $600k (excl. GST) government grant funds received.

OUR PRODUCTS AND MARKETS

World's best technology with large target markets, using automation and robotics to manufacture efficiently in Australia

PROPULSION

- World's best performing propellers
- Export globally
- Key customers are the world's leading boat builders
- VEEM Extreme launched FY26

Market: Estimated propeller market size of US$2.6bn including US$0.3bn of new vessels each year

Future:

- Facility expansion (3 CNC machine commissioning)
- VEEM Extreme
- Shaftlines
- Other associated products

DEFENCE

- Defence supplier for over 30yrs
- Enhanced security rating now completed
- Sticky reliable long term revenue
- USA defence supply chain entry underway – Pre AUKUS

Market: Defence spending accelerating across the western world

Future:

- Hunter Class Frigate opportunities
- Overseas T26 programs
- AUKUS opportunities – Aus, US, UK
- US sustainment consultancy agreement signed.

GYROSTABILISERS

- Only major supplier of large gyros
- Large barriers to entry
- Market exists for commercial , defence and recreational uses
- Mark III launched FY26

Market: Significant market size estimated at greater than US$1bn.

Future:

- Deeper penetration into commercial market
- Expansion to defence and defence related industries
- Adoption escalation similar to smaller recreational gyros



ENGINEERING

- Foundry led, precision-engineered products
- Over 250 Alloys available
- Highly accredited ISO9001; 14001; 450001; 27001; NATA and more

Market: Infrastructure, oil and gas, mining and commercial clients. Mostly domestic.

Future:

- VEEM products such as Hollow Bar pushing into new markets
- Increase in sovereign capacity and capability
- 3D printing for specialised castings

FINANCIAL RESULTS

PRINCESS YACHTS

FY26 PROFIT

FY26 – A transition year laying the foundation for higher future revenue and profitability

Most significant reduction in revenue vs FY25 was Gyro (-$9.5m) however Gyro Mark III expected to spur sales into FY27 as units become available across the range.

Defence was down $3.3m vs FY25 due to delay in receiving ASC orders leading to 2HFY26 revenue of $8.6m (+130%) vs 1HFY26 of $3.7m. ASC has continued to be strong in 1HFY27.

Q2-3FY26 was propeller revenue trough with improvement to marine market in late FY26 continuing into FY27.

VEEM Extreme enquiries have been robust since launch with 1st contract signed and initial deliveries to Manly Fast Ferries beginning in 2HFY26.

Gyro Mark III expected to spur sales into FY27 as units become available across the range.

Result includes set up and preparatory (including security) costs for US defence revenue. In addition to development costs associated with Gyro Mark III and VEEM Extreme.

Pre-tax non-cash gyro impairment of $24.8m most significant contributor to loss for the year.

	FY26 A$mil.	FY25 A$mil.	% Change
Revenue	51.7	68.6	-25%
EBITDA*	3.6	9.2	-61%
Profit before Tax**	(26.6)	3.1	-958%
Net Profit after Tax (NPAT)**	(17.8)	3.0	-693%
Earnings Per Share (EPS)(cents)	(12.4)	2.2	-663%

*EBITDA is earnings before interest, tax, depreciation and amortisation and was within guidance of $3.25 to $3.75m | ** Includes one off non-cash impairment charge of $24.8m

BALANCE SHEET 30 JUNE 2026

Strong balance sheet post capital raising and profitable 2HFY26

$13.1m net proceeds of capital raising strengthened balance sheet and provided platform for investment into defence.

The Company held cash on hand of $9.4m at 30 June 2026 (30 June 2025: $0.8m) with a drawn overdraft facility of $nil (30 June 2025: $2.5m) and undrawn amount of $4.0m (30 June 2025 $1.5m).

Total unused facilities of $7.5m (30 June 2025: $3.4m).

Capex of $2.5m consisted of 3D printer and equipment & tooling for propellers ($2.4m funded by hire purchase and asset finance contracts).

Product development costs fully impaired ($24.2m) to nil in addition to obsolete inventory identified as a result of introduction of Mark III ($0.6m).

	30 June 2026 A$mil.	30 June 2025 A$mil.	% Change
Current Assets	47.1	43.0	9.5%
Non-Current Assets	35.5	54.2	-34.5%
Total Assets	82.6	97.2	-15.0%
Current Liabilities	15.5	20.6	-24.8%
Non-Current liabilities	17.4	22.3	-22.0%
Total Liabilities	32.9	42.9	-23.3%
Net Assets	49.7	54.3	-8.5%
Retained earnings	24.5	42.3	-42.1%
Total Equity	49.7	54.3	-8.5%

CASH FLOW FY26

Underlying business underpins solid cash flow

Cashflows from operations of $4.8m (FY25: $2.9m) were strong as a result of commencement of the next phase of the ASC contract.

$14.0m (before costs) raised via the issue of new shares with $13.1m remaining after payment of costs associated with the issue.

$2.4m of HPs were repaid and there were $2.4m of new HPs and an asset finance facility to fund asset additions.

At 30 June 2026 VEEM had an undrawn overdraft facility of $4.0m and $3.1m undrawn on the trade facility.

	FY26 A$mil.	FY25 A$mil.	% Change
Cash flows from operations	4.8	2.9	+66%
Cash flows from investing activities	(1.1)	(0.4)	+175%
Cash flows from financing activities	7.4	(4.4)	n/a
Net increase / (decrease) in cash	11.1	(1.9)	n/a
Cash at end of period, net of overdraft	9.4	(1.7)	n/a

NET DEBT – FY26

Capital raising significantly reduced net debt

Net debt[1] reduced by $12.5m after adding $2.4m in hire purchase liabilities and asset finance facilities for the purchase of PPE.

$13.1m net proceeds received from capital raising conducted during the half year. $1.8m better off after taking into account asset liabilities taken on.

Strengthened balance sheet in anticipation of investments to support growth in defence and propulsion including arrival of a 3D printer (commissioned) and 3 CNC machines (installed and currently being commissioned).

At 30 June 2026 VEEM had an undrawn overdraft facility of $4.0m and $3.1m undrawn on the trade facility providing significant liquidity.

	30 Jun 26 A$mil.	30 Jun 25 A$mil.
Overdraft	-	2.5
Bank debt	6.9	6.5
Hire purchase liabilities	3.7	5.5
Less cash held	(9.4)	(0.8)
Net debt	1.2	13.7

1. Doesn't include AASB 16 leases.

OPERATIONAL HIGHLIGHTS

PRINCESS YACHTS

PROPULSION

Propulsion (non defence) sales of $24.9m in FY26 were down 7% on FY25 with the recovery in the marine market seen in 2HFY26 remaining sustained into FY27.

The new world beating VEEM Extreme propellers and shaft lines were launched to limited key customers with significant enquiries received from other interested parties since.

VEEM Extreme has showed an impressive 24.1% less fuel burn and carbon emissions across matched propellers, flow aligned rudders and brackets compared to a hand finished class I propeller and parallel plate rudder.

All verified with Lloyds Classification Society on board. Smaller shafts to follow in 1HFY27.

Manly Fast Ferries is a VEEM Extreme launch customer with contract signed in 1HFY26 and first deliveries into that made in 2HFY26.

They showed an 8.3% fuel burn reduction just with the VEEM Extreme propellers (existing VEEM customer)! Modelling forecasts rudders reducing approx. 7% more.

An increase in offerings is also a part of the growth strategy including shaflines, flow aligned rudders and associated equipment both using conventional materials and VEEM Extreme.

PROPULSION

VEEM EXTREME SHOWPIECE

VEEM Extreme Propeller, Rudder and Shaft prior to transport to Fort Lauderdale International Boat Show

DEFENCE

Defence revenue of $12.3m in FY26 was down 21% on FY25 largely as a result of the delay in receipt of ASC orders until late in 1HFY26 which began delivery in 2HFY26 and drove significantly increased Defence revenue in 2HFY26 ($8.6m) vs 1HFY26 ($3.8m) and will remain strong in 1HFY27.

Work continues to enter the US defence supply chain with VEEM already achieving approved supplier status with HII, EB, Blue Forge and signing a 9-year MLA with Northrop Grumman for up to US$33m which can be increased by amendment.

VEEM is first qualified HII AUSSQ supplier to receive Virginia Class Submarine purchase orders. Initial purchase orders valued at A$0.8m. Refer announcement of 20 October 2026.

Consultant appointed to assist with entry into US submarine sustainment program leveraging existing US qualifications and Australian Collins Class sustainment experience.

VEEM continues to monitor developments with AUKUS and other defence initiatives in Australia and the US to ensure it is in the best position to win its share of precision manufacturing work programs.

VEEM continues to be a reliable, local source of highly sophisticated critical components for the Collins Class submarines which have been approved for LOTE to remain in service to 2040s.

VEEM has received final technical specification for the blades and hubs for the Hunter Class Frigate Program (HCFP) demonstrator program for BAE Systems Australia. Moving to final tender stage.

Successful completion will confirm VEEM as a qualified supplier, making it one of only two suppliers globally to be able to produce this level of precision.

GYROSTABILISERS

Revolutionary, next generation Mark III gyro launched in FY26.

Key features include:

- No scheduled maintenance - New oiling system (Patent pending) eliminates seals and also results in 20% less power usage.
- 20% additional reduction in power consumption – Achieved via custom low friction bearings for small and mid frame models.
- Reduced assembly time – Due to Internal fluid galleries.

Post launch of the Mark III which was a significant leap forward, development costs have peaked.

The significant slow down in the global marine sector meant no sales of gyros in 1HFY26 however recovery resulted in sale of 1 x VG140 in 2HFY26 and 2 x VG70s so far in FY27 with sales expected to increase over FY27.

The Company continues to drive sales of its gyro range as the sole global supplier of large gyros for marine vessel stability applications.

Increased interest in VEEM's largest gyros with multiple leads being advanced including in the defence sector.

GYROSTABILISERS

Mark II vs Mark III – Simpler - Better



Mark II vs Mark III pictured at recent Indian Ocean Defence and Security Conference – Perth – 26-28 May 2026

ENGINEERING PRODUCTS AND SERVICES

Engineering products and services revenue (excluding defence) of $14.3m in FY26 was down 14% on FY25 as skills in 2HFY6 were redirected to higher demand defence work.

VEEM's traditional engineering business focuses on foundry-led, precision engineered products, including custom designs and its own hollow bar products (e.g. Forever Pipe).

Demand generally for foundry-led, precision engineered products remains steady but the Company is monitoring the potential impact of the higher cost environment especially since the onset of the conflict in the middle east.

3D mould printer opens up new opportunities for low volume castings.

VEEM will continue to focus on recruitment and maintenance of labour resources through a number of initiatives in order to service the current pipeline of work.

FACTORY EXTENSION

Construction of factory extension complete and hand over in June 2026 (~1,000m^2).

3 CNC machines delivered and installation with commissioning under way. $1.2m remaining grant funds received.

Capacity exists beyond the current 3 machines for continued expansion of machines and equipment in line with demand expected to increase including from VEEM Extreme.

3D printer delivered; installed and commissioned in FY26 with remaining $600k of $1m grant received.

The 3D printer provides additional capabilities which are anticipated to improve accuracy and speed which is expected to improve margins and also the scope of VEEM's offering to existing and new customers.

OUTLOOK

PRINCESS YACHTS

OUTLOOK – PROPULSION & DEFENCE

- Global demand for propellers expected to continue to increase.
- Monitoring impact of Middle East conflict.
- VEEM Extreme to be advanced with launch customers.
- Expansion of offerings to including shaftlines & rudders.
- Drive to automate continues unabated.

- Defence remaining strong as orders received from ASC continue to be delivered into FY27.
- Continued qualification work as part of entry into US Defence.
- Move into sustainment work with aide of consultant.
- Hunter – moving to final tender stage.
- High-level qualifications to be leveraged with BAE/Kongsberg/Navy to supply other defence programs.
- Other defence work for different prime contractors, including Austal, is also expected to continue.
- VEEM is active and well positioned to take advantage of opportunities that may arise out of AUKUS etc.

OUTLOOK – GYRO & ENGINEERING

GYROSTABILISERS

- Mark III marketing and availability to drive sales in FY27.
- Growth expected in existing commercial and recreational sectors.
- Working to expand into defence and defence related sectors.
- Benefits of a VEEM gyro for operational & HSE better understood.

ENGINEERING

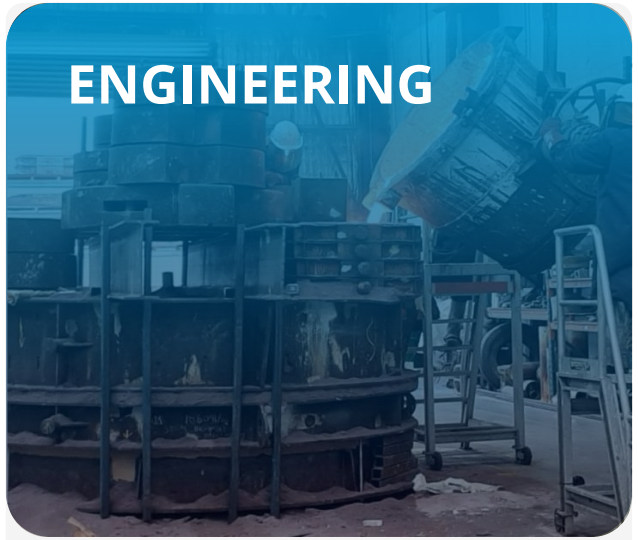

- Steady demand expected to continue.
- 3D printing to reduce costs.

GENERAL



- Benefits of reduced overhead flowing.
- Additional capacity allows for growth.

Q&A

CORPORATE OVERVIEW

Corporate Snapshot	
ASX Code	VEE
Share Price (20 October 2026)	$0.49
Market Capitalisation (20 October 2026)	$71.9m
Shares on Issue	146.7m

Substantial Shareholders	%
Miocevich Family	46.9%
Perennial Value Management	14.9%

VEE Share Price History

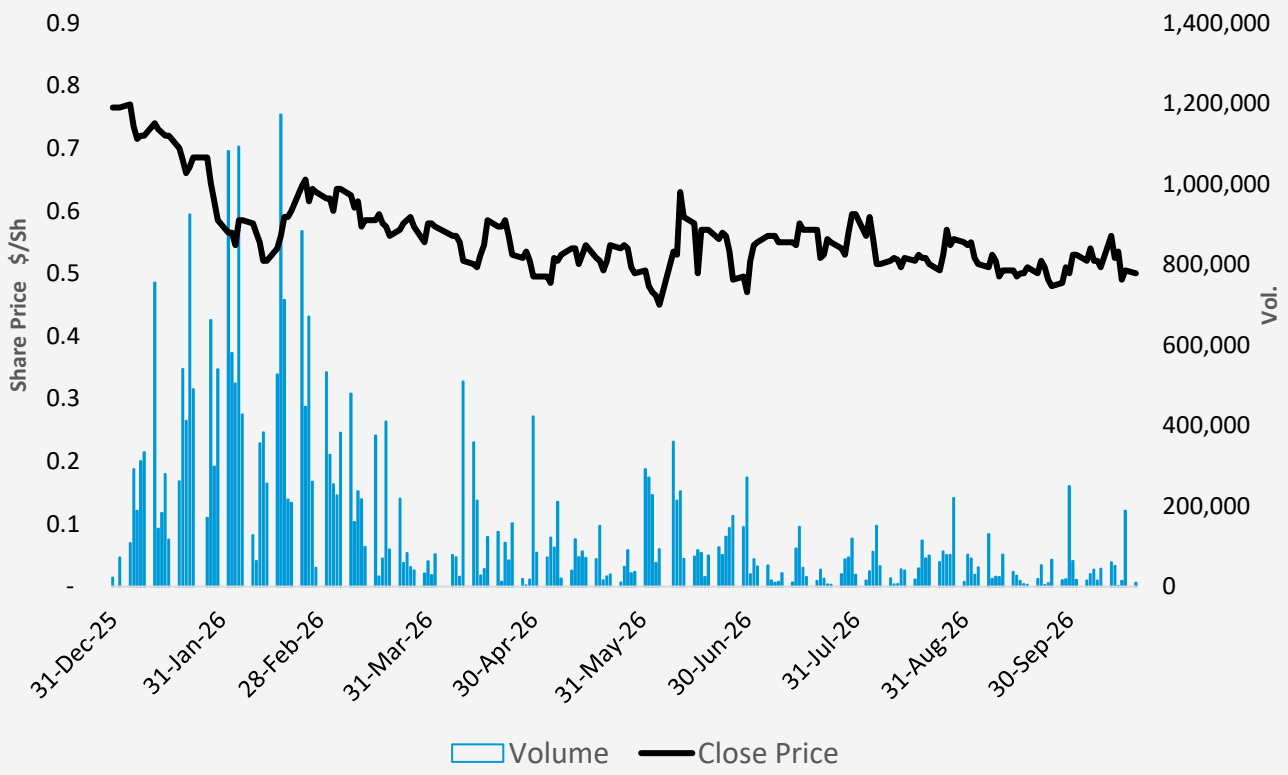

CONTACT

Mark Miocevich
Managing Director
+61 8 9455 9355

Tino Kapfumo
CFO & Co Sec
+61 8 9455 9355

Trevor Franz
Investor Relations
Trevor.franz@lgcapital.com.au
+61 406 882 736

This ASX announcement was authorised for release by the Managing Director of VEEM Limited.