Corazon Mining ASX:CZN

A New Gold Growth Story in Western Australia

Investor Presentation October 2026

CORAZON

Disclaimer

CORAZON

FORWARD LOOKING STATEMENT

This presentation has been prepared by Corazon Mining Limited ("Corazon" or "Company"). It contains forecasts and forward looking statements which are not a guarantee of future performance and which involve certain risks. Actual results and future outcomes will in all likelihood differ from those outlined herein. The presentation should not be construed as an offer or invitation to subscribe for or purchase securities in Corazon, nor is it an inducement to make an offer or an invitation with respect to said securities.

The Company believes that it has a reasonable basis for making the forward-looking statements in the announcement based on the information contained in this and previous ASX announcements.

This presentation includes historical exploration results and project information. The Company is not aware of any new information or data that materially affects the information included in this presentation, and the Company confirms that, to the best of its knowledge, all material assumptions and technical parameters underpinning the exploration results in this release continue to apply and have not materially changed.

Forward-looking statements are statements that are not historical facts. Words such as "expect(s)", "feel(s)", "believe(s)", "will", "may", "anticipate(s)" and similar expressions are intended to identify forward-looking statements. These statements include, but are not limited to statements regarding future production, resources or and exploration results.

All such statements are subject to certain risks and uncertainties, many of which are difficult to predict and generally beyond the control of the Company, that could cause actual results to differ materially from those expressed in, or implied or projected by, the forward-looking information and statements. These risks and uncertainties include, but are not limited to: (i) those relating to the interpretation of drill results, the geology, grade and continuity of mineral deposits and conclusions of economic evaluations, (ii) risks relating to possible variations in , grade, planned mining dilution and ore loss, or recovery rates and changes in project parameters as plans continue to be refined, (iii) the potential for delays in exploration or development activities or the completion of feasibility studies, (iv) risks related to commodity price and foreign exchange rate fluctuations, (v) risks related to failure to obtain adequate financing on a timely basis and on acceptable terms or delays in obtaining governmental approvals or in the completion of development or construction activities, and (vi) other risks and uncertainties related to the Company's prospects, properties and business strategy.

Our audience is cautioned not to place undue reliance on these forward-looking statements that speak only as of the date hereof, and we do not undertake any obligation to revise and disseminate forward-looking statements to reflect events or circumstances after the date hereof, or to reflect the occurrence of or non-occurrence of any events

COMPETENT PERSONS STATEMENTS - NO NEW INFORMATION

The information in this presentation that relates to Corazon's Exploration Results is based on, and fairly reflects, information compiled and reviewed by Mr William Stewart, full-time employee and shareholder of Corazon Mining Limited. Mr Stewart is a Member of the Australasian Institute of Mining and Metallurgy (AusIMM Member No. 224335) and has sufficient experience relevant to the style of mineralisation, type of deposit under consideration, and the activities undertaken to qualify as a Competent Person as defined in the 2012 Edition of the Australasian Code for Reporting of Exploration Results, Mineral Resources and Ore Reserves (JORC Code). Mr Stewart consents to the inclusion in this announcement of the matters based on his information in the form and context in which it appears.

The information in this presentation that relates to Mineral Resources at the Chalice Gold Project was reported by the Company in its announcement to the ASX on 19 May 2026 "*Chalice Acquisition Establishes Corazon as an Emerging Gold Developer*". The information in this report that relates to Mineral Resources and exploration results is based on information evaluated by Mr Jeremy Clark who is a Member of good standing with the Australian Institute of Geoscientist (MAIG) and who has sufficient experience relevant to the style of mineralisation and type of deposit under consideration and to the activity which he is undertaking to qualify as a Competent Person as defined in the 2012 edition of the "Australasian Code for Reporting of Exploration Results, Mineral Resources and Ore Reserves". Mr Jeremy Clark is a director of Lily Valley International Pty Ltd and independent of the Company, and he consents to the inclusion of the estimates in the report of the Mineral Resource in the form and context in which they appear.

The Exploration Target has been prepared and reported in accordance with the Australasian Code for Reporting of Exploration Results, Mineral Resources and Ore Reserves, 2012 Edition (JORC Code). Information in this presentation relating to Exploration Results and the Exploration Target is based on information compiled by Jeremy Clark, who is a Member of the Australian Institute of Geoscientists and has sufficient experience relevant to the style of mineralisation, type of deposit under consideration and activity being undertaken to qualify as a Competent Person as defined in the 2012 Edition of the JORC Code. Mr Clark consents to the inclusion in this announcement of the matters based on their information in the form and context in which they appear.

No new exploration results are being reported. This report contains information extracted from ASX market announcements reported in accordance with the 2012 edition of the "Australasian Code for Reporting of Exploration Results, Mineral Resources and Ore Reserves" ("2012 JORC Code") and available for viewing at www.asx.com.au and includes results reported previously and published on ASX platform. The Company confirms that it is not aware of any new information or data that materially affects the information included in the previous announcements.

Corazon Investment Highlights

Emerging Western Australia Gold Developer

CORAZON

A Pipeline of WA Gold Assets

Chalice, Two Pools and Feather Cap. From resource to discovery-stage exploration, in proven WA gold districts.

Resource Growth Potential

191koz @ 2.7 g/t Au JORC 2012 Mineral Resource at Chalice[10], with Exploration Target of 600-830koz @ Chalice[15]

Early-Stage Production Pathways

Existing Mining Lease at Chalice & Wembley, close to processing infrastructure

Funded for Drilling and Resource Growth

~$7m cash in bank (as at 30 Sept 2026) to fund resource growth drilling & exploration across the whole portfolio.

Experienced Team, Strategic Backing

Board & technical team covering exploration, development & corporate experience. WGX 19.9% strategic shareholder

11 & 15. Refer to Slide 25 for full reference list. *The potential quantity and grade of the Exploration Target is conceptual in nature and, as such, there has been insufficient exploration drilling conducted to estimate a Mineral Resource. At this stage it is uncertain if further exploration drilling will result in the estimation of a Mineral Resource.

Corporate Snapshot

Attractive capital structure, well-funded, & backed by a mining-focused execution team

CORAZON

Current Capital Structure

$26.3M
MARKET CAP
$0.11/sh at 9 Oct 2026

~239M
SHARES ON ISSUE

~$7M
CASH BALANCE
Post $16.5M raise & $8M WGX upfront cash payment

8.4M
PERFORMANCE RIGHTS
Subject to various price and milestone vesting conditions

~3.7M
UNLISTED OPTIONS
Avg Ex Price: $0.313
Exp: 18 Aug 2026 – 29 Jan 2029

~13.1M
LISTED OPTIONS
ASX: CZNO
Ex Price: $0.30, Exp: 31 Dec 2027

9.1M
BOARD & MGMT OPTIONS
Subject to various price and milestone vesting conditions.
Ex. 13 Oct 2030

Share Register

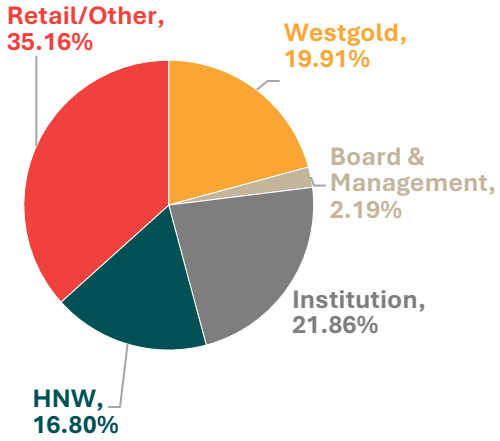

Board & Management

Experienced team with proven exploration, development and operational success

Simon Coyle
Managing Director

- +20 years mining experience across gold, iron ore, manganese and lithium
- WASM graduate; senior leadership incl. CEO of Velox Energy Materials
- GM Operations at Pilbara Minerals; key role in flagship Lithium project expansion
- Non-Exec Director of Kali Metals Ltd

Rob Curtis
Non-Executive Chair

- +30 years across exploration, development and investment across gold and base metals
- Senior roles at CRA/Rio Tinto, Oxiana, OZ Minerals and EMR Capital
- Key member of Oxiana team that acquired and developed Sepon
- Current Non-Exec Director of Altair Minerals

Scott Williamson
Non-Executive Director

- +20 years mining executive holding technical and corporate roles
- Expertise in investor relations, mining operations, gold and base metals
- Current MD of Horizon Gold
- Mining Engineering and Commerce degrees from Curtin/WASM

Warrick Clent
Non-Executive Director

- +30 years technical mining and executive experience from greenfields to advanced projects across multiple commodities
- Warrick combines deep technical expertise with strong financial and strategic insight
- Holds a Bachelor of Science (Geology) and is a member of the AusIMM

Expanded WA Gold Portfolio

Development optionality, regional synergies and exploration upside

Chalice Gold Project[10]

(100% CZN)

- 75km SW of Kambalda and 50km N of Norseman on granted ML with existing mine infrastructure incl. haul roads and decline
- Exploration Target **up to 830koz**[15] inclusive of JORC 2012 Mineral Resource: **2.2Mt @ 2.7 g/t Au** for **191koz**[10]
- Proven track record of high-grade gold production: **645koz @ 5.42 g/t Au**[10]
- Multiple walk up drill targets below existing open pit, with **no drilling completed since 2014**
- Near-term, capital efficient development potential to leverage all-time high gold prices

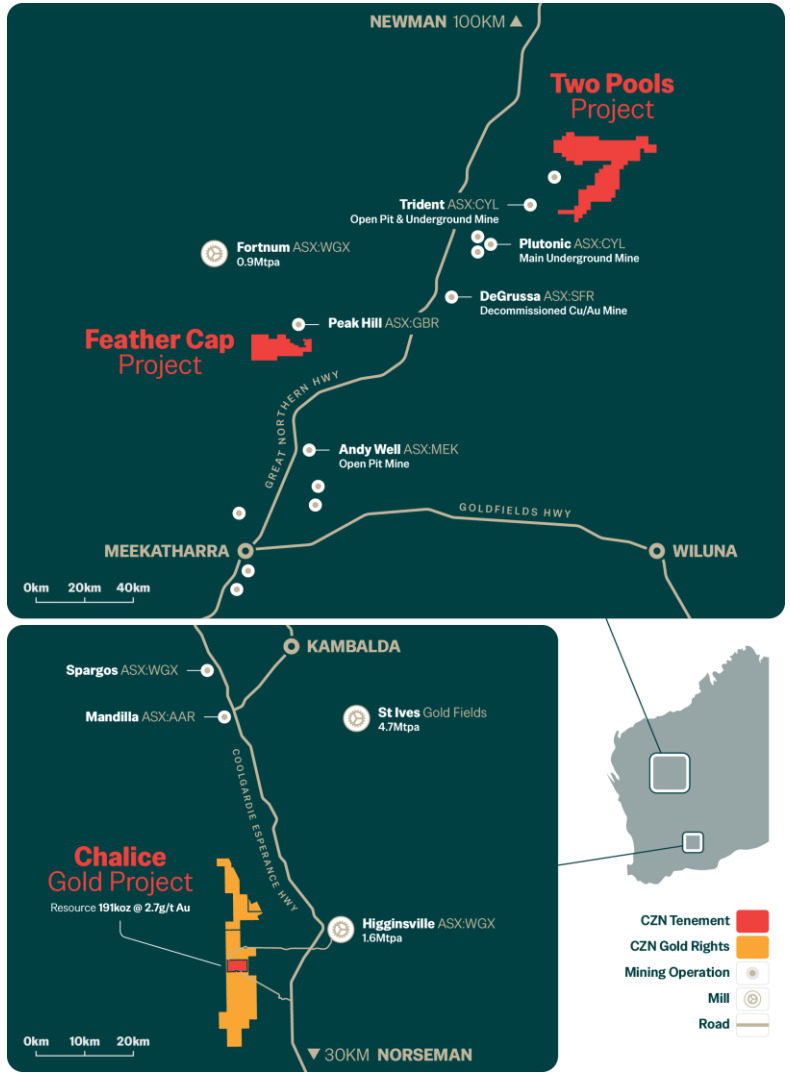

Two Pools Gold Project

(100% CZN)

- 537km^2 project area located 200km NE of Meekatharra
- Confirmed shallow, high grade gold intersections at multiple prospects requiring immediate follow up[5]:
- Exploration Target: **1.4Mt to 2.15Mt @ 1.6 to 1.9 g/t Au** for 72,000oz to 132,000oz[14]

Feather Cap Gold Project

(80% CZN)

- Hosts the Durack East prospect which is the extension of Peak Hill Durack deposit (112koz @ 1.2 g/t Au[9])
- Drilling completed at high-priority Wembley prospect (Sept 2026) returned **4m @ 10.6 g/t Au**(26FRC010)[18]
- Extensive drill data base and historic workings provide multiple drill-ready targets

7, 10, 14, 15 & 18. Refer to Slide 25 for full reference list
Refer Slide 24 for JORC Table

Chalice Gold Project

A Proven High-Grade Gold System on a Granted Mining Lease

Granted Mining Lease, ~50km NW of Norseman in the Norseman-Kalgoorlie greenstone belt.

- **191koz @ 2.74 g/t Au JORC 2012** Mineral Resource (42koz Measured, 94koz Indicated, 55koz Inferred)[10]
- **645koz historical production @ ~5.4 g/t Au** (1995 to 2014)[10]
- ~22km to Westgold's 1.6Mtpa Higginsville CIL plant
- 7 operating processing plants within 130km
- Resource defined across four lodes (Kronos, Atlas, Grampians, Olympus), each open at depth and/or along strike
- Resource estimated at a US$1,700/oz gold price; Corazon is evaluating cut-off grade and pit-shell optimisation at current prices[10]

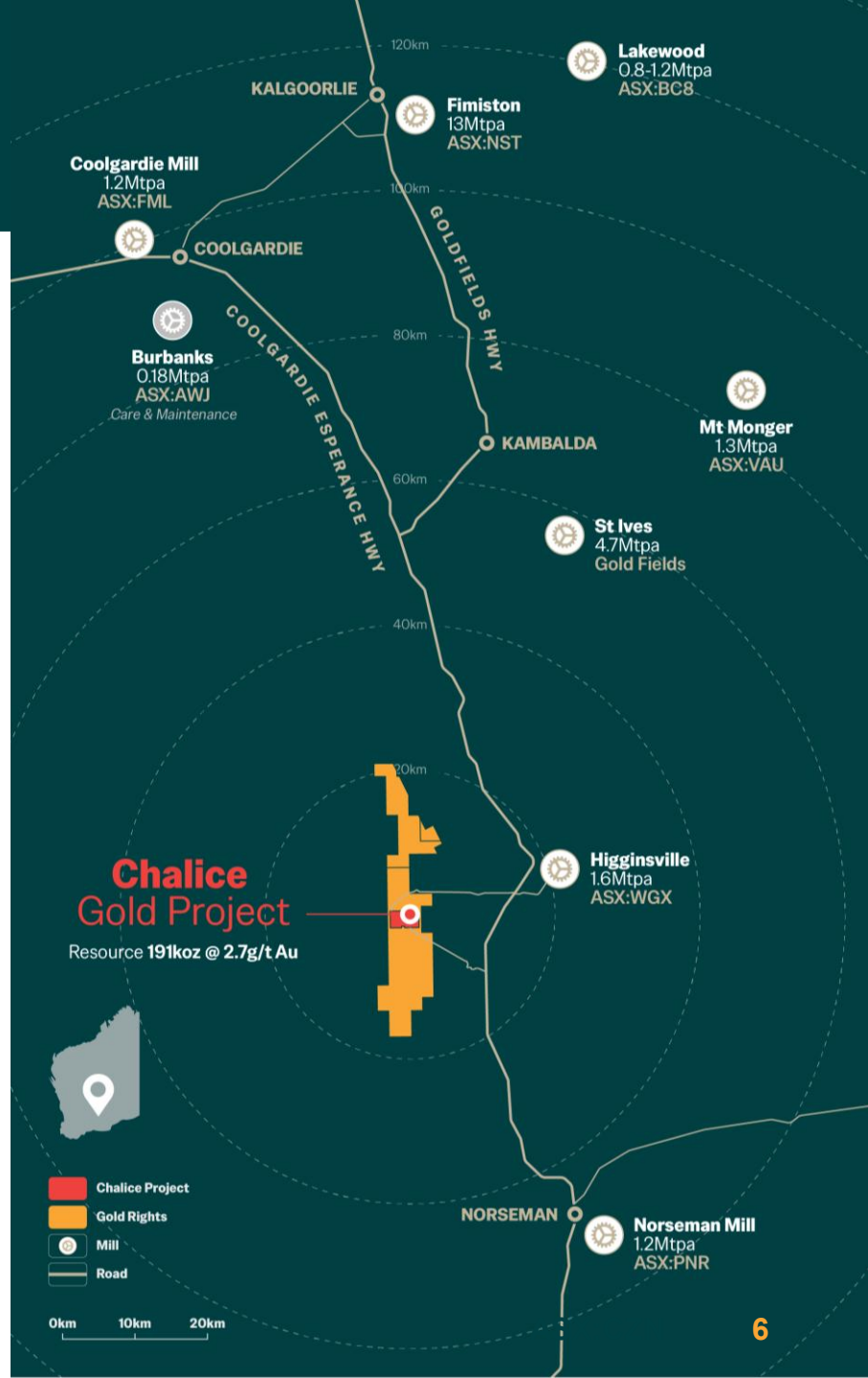

10. Refer to Slide 25 for complete reference list. *The potential quantity and grade of the Exploration Target is conceptual in nature and, as such, there has been insufficient exploration drilling conducted to estimate a Mineral Resource. At this stage it is uncertain if further exploration drilling will result in the estimation of a Mineral Resource.

Two Paths to Grow Chalice

Re-optimise at today's gold price, drill the plunging shoots below the pit

Re-optimisation Upside

- The resource was estimated at US$1,700/oz; gold is now ~US$4,200/oz (2.5x)[10]
- Wireframes previously created at high cut-off grade of 0.8g/t Au, rerun at 0.3 g/t Au
- Re-run the pit shell, cut-off grade and stope design at current prices

Exploration Upside

- No drilling since 2014, and four targets defined[10].
- Atlas-Olympus extension: depth, down-plunge
- Kronos up-dip lode
- Near-mine and regional: Chalice North, Cavalier corridor

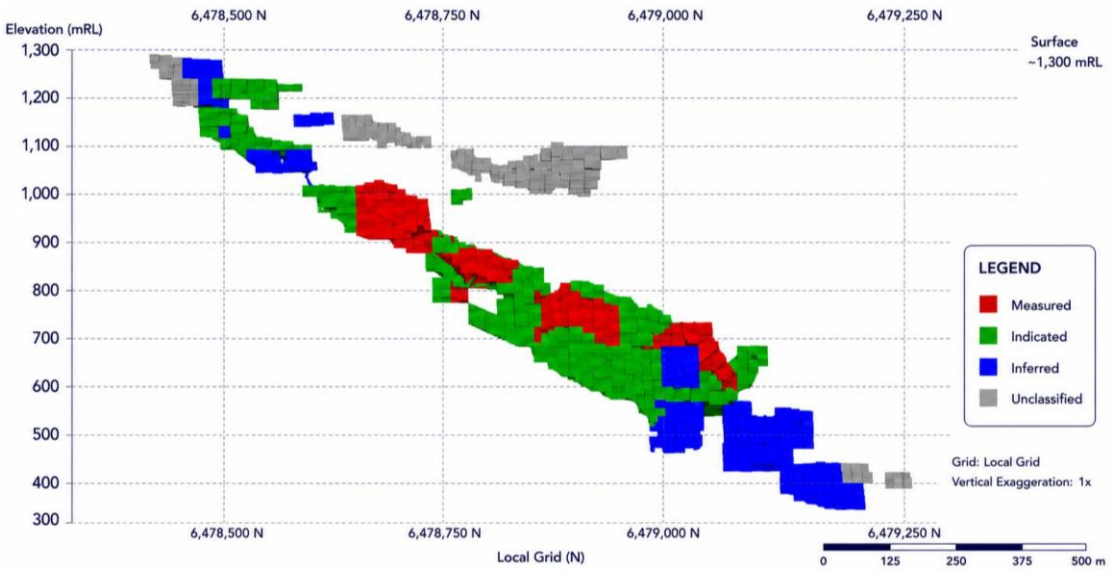

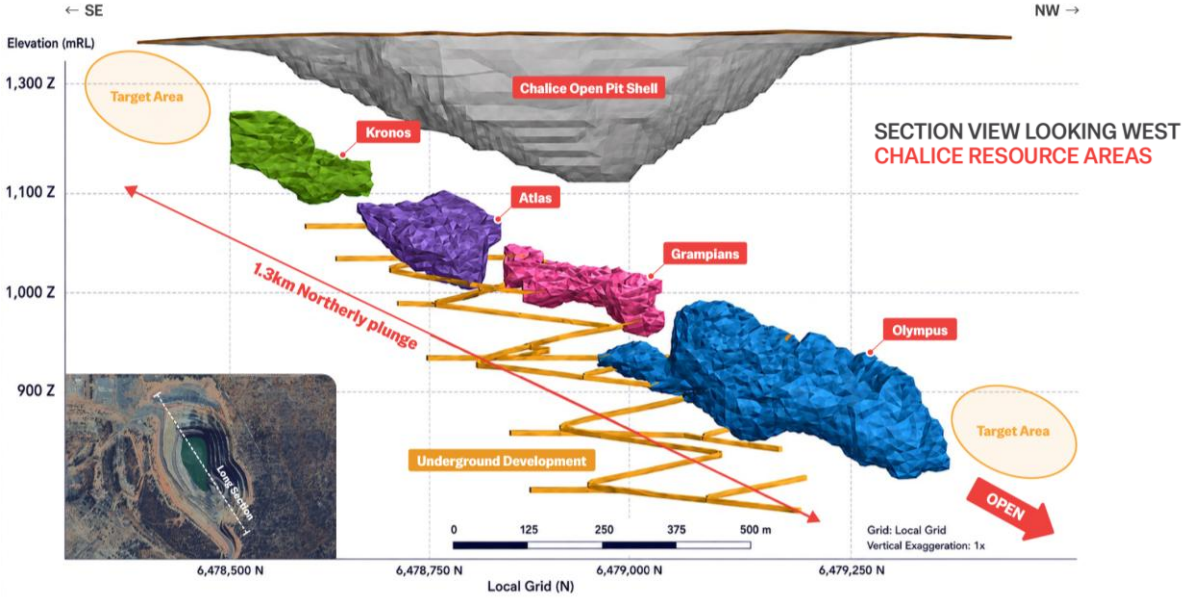

10. Refer Slide 25 for complete reference list
Refer Slide 24 for JORC Table

Proven High-Grade Production

Demonstrated history of high-grade production until 2014, prior to the rising gold price

Historic high-grade production totalling **645koz @ 5.42 g/t Au** in a significantly lower gold price environment, with the opportunity to capitalise on current record gold prices[10,2]

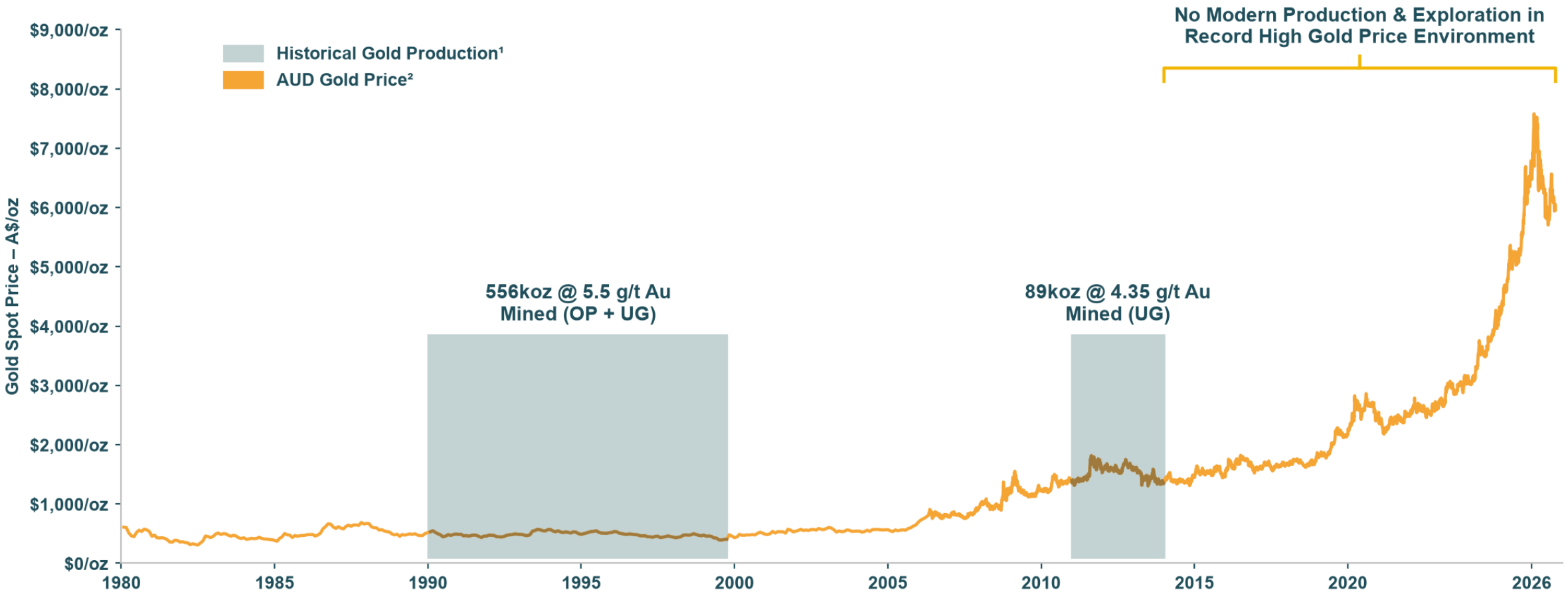

1. Refer to Slide 23 for complete reference list
2. Gold price data sourced from Factset

Additional Gold Zones Confirmed

Systematic review identifies high-grade zones outside the current Resource

Historic data review confirms the Chalice MRE remains open in multiple directions[12]

- Near-surface priority zone, up-dip from Kronos
  - **4.0m @ 8.84 g/t Au** from 55.0m (WMC276)
  - **3.0m @ 7.38 g/t Au** from 28.0m (WMC745)
  - Sits immediately adjacent to and above the current open pit shell,
  - Depth extension, below current underground resource limits
  - **5.1m @ 2.44 g/t Au** from 578.6m (BCRD004)
  - **6.9m @ 2.36 g/t Au** from 581.9m (BCRD004A)
- Findings directly guide Phase 1 drill design, with the initial ~7,500m program targeting the near-surface zone first

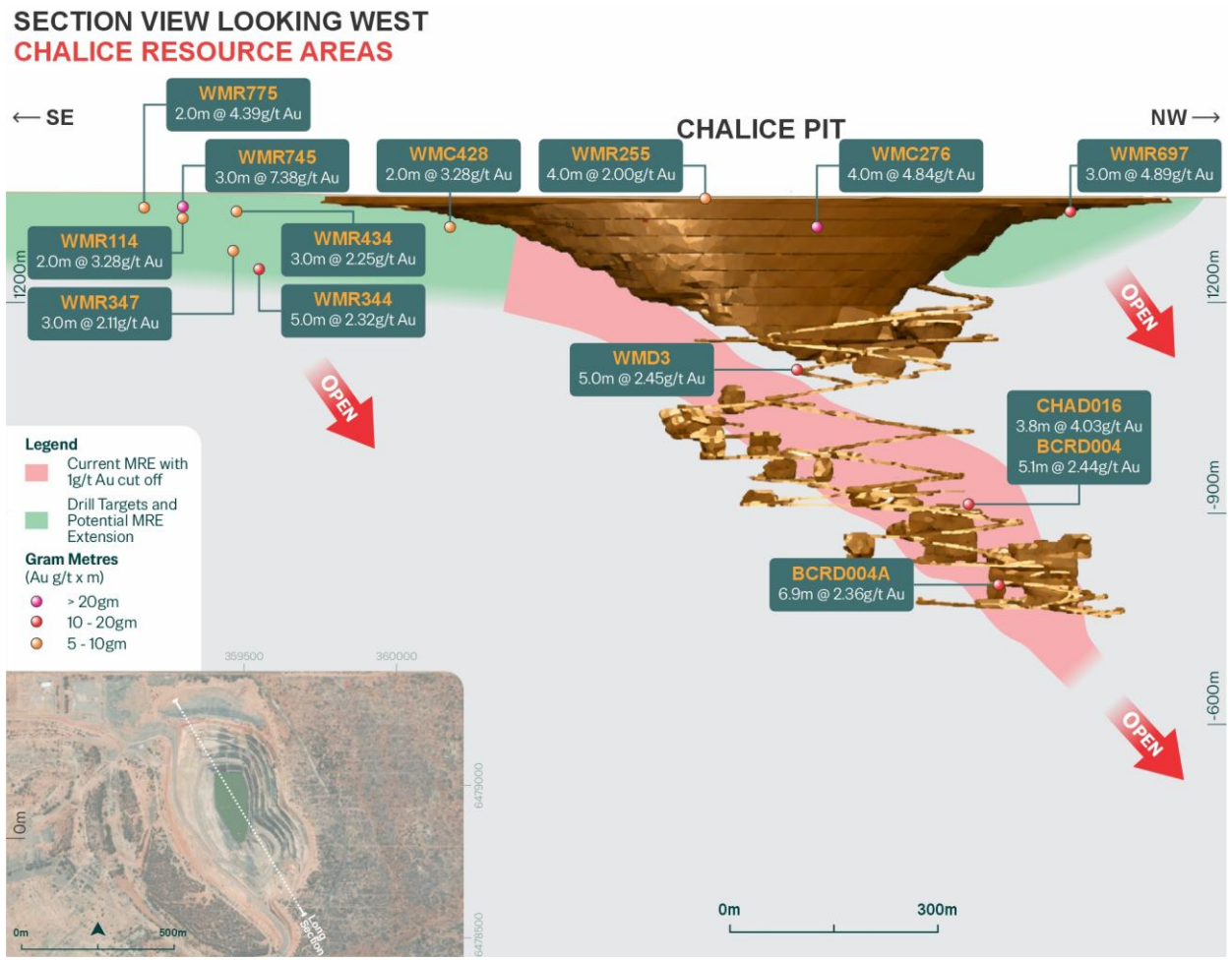

12. Refer to Slide 23 for complete reference list

Chalice Exploration Target

Up to 830,000oz cont gold, confirms Significant Resource Growth Potential[16]

Highlights potential scale beyond the existing 191,000oz MRE

- **9.7Mt to 12.3Mt at 1.9 to 2.1 g/t Au for 600,000oz to 830,000oz** contained gold
- Underpinned by ~370 historical drillholes + underground face and sludge sampling
- System defined as 1.7km along strike and 700m vertically
- Captures near-surface mineralisation for the first time. Existing MRE estimated on an underground-only basis.
- 7,500m RC program to test the geological and grade continuity assumptions to commence mid September.

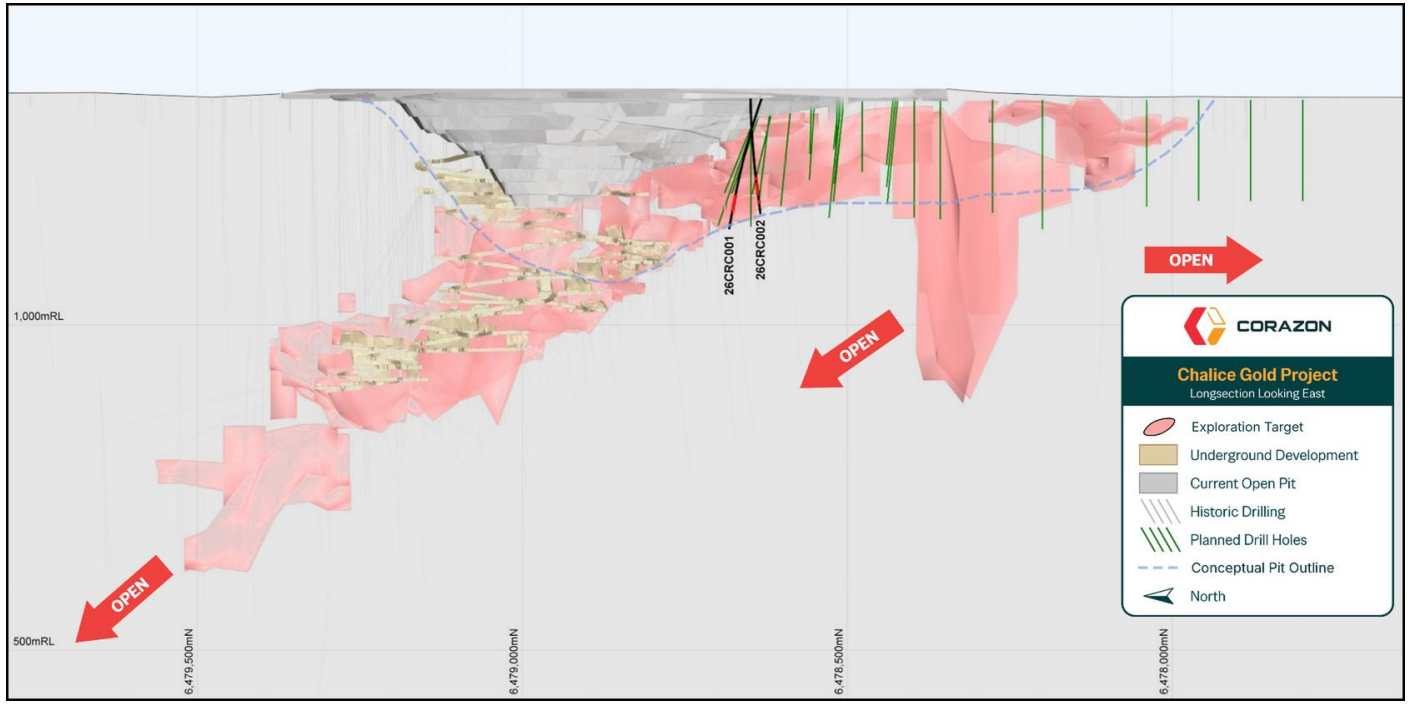

Area	Tonnes Lower (Mt)	Tonnes Upper (Mt)	Grade Lower (g/t Au)	Grade Upper (g/t Au)	Contained Au Lower (oz)	Contained Au Upper (oz)
Chalice	9.7	12.3	1.9	2.1	600,000	830,000

The potential quantity and grade of the Exploration Target is conceptual in nature and, as such, there has been insufficient exploration drilling conducted to estimate a Mineral Resource. At this stage it is uncertain if further exploration drilling will result in the estimation of a Mineral Resource.

16. Refer to Slide 25 for complete reference list

Chalice Resource Growth Drilling

First two holes hit high-grade, broad mineralisation below open pit[18]

Encouraging first result for the resource growth program at Chalice

- Standout results include:
  - **4m @ 9.93 g/t Au** from 207m (26CRC002)
  - **27m @ 1.26 g/t Au** from 180 m incl. **12m @ 1.43 g/t Au** from 180m and **7m @ 1.42 g/t Au** from 200m (26CRC001)
  - **22m @ 1.29 g/t Au** from 172 m incl. **7m @ 1.56 g/t Au** from 173m and **5m @ 2.08 g/t Au** from 182m (26CRC002)
- 22m & 27m downhole widths indicate continuity immediately south of the historical Chalice open pit
- Intercepts sit ~125-175m below surface and ~100 m below the base of the historical open pit
- Drilling now stepping out progressively south and up-plunge of known mineralisation
- Program 25% complete, assays to be announced progressively

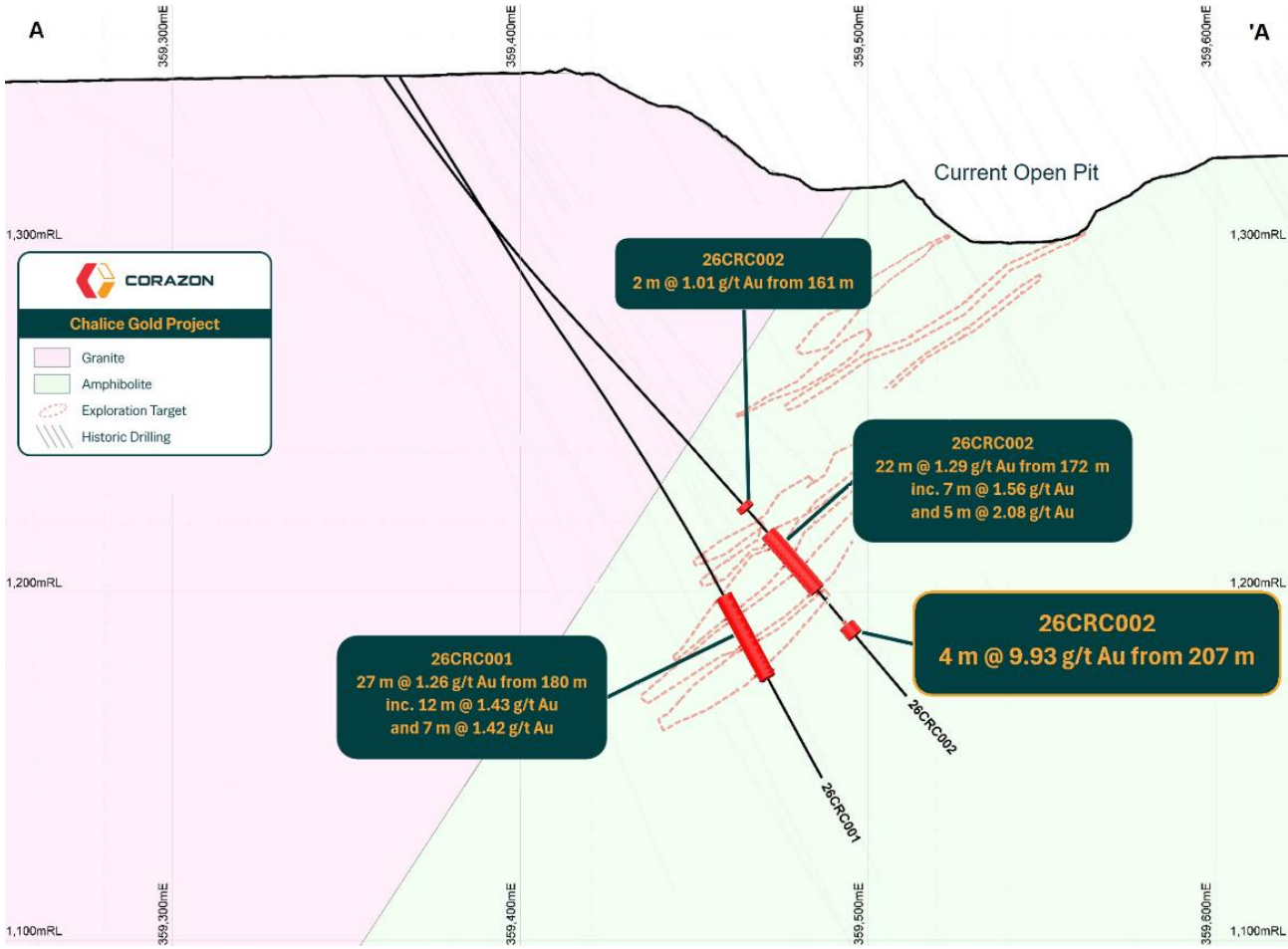

16. Refer to Slide 25 for complete reference list

Chalice District Consolidated

40km of Prospective Greenstone Strike

Dynamic Metals transaction adds ~170km² north and south of Chalice

- 100% of E15/1802 plus exclusive gold rights over E15/1705 and E15/1721
- Same mafic-ultramafic sequence that hosts the Chalice deposit.
- Historical exploration targeted nickel and lithium; gold remains largely untested
- Deferred consideration linked to resource milestones on the acquired tenure

Historical intercepts (Southern Corridor)

- **15m @ 16.19 g/t Au** from surface (WMR643)
- **2m @ 41.31 g/t Au** from 134m (WMC363)
- **4m @ 9.50 g/t Au** from 52m (CHAA0899)

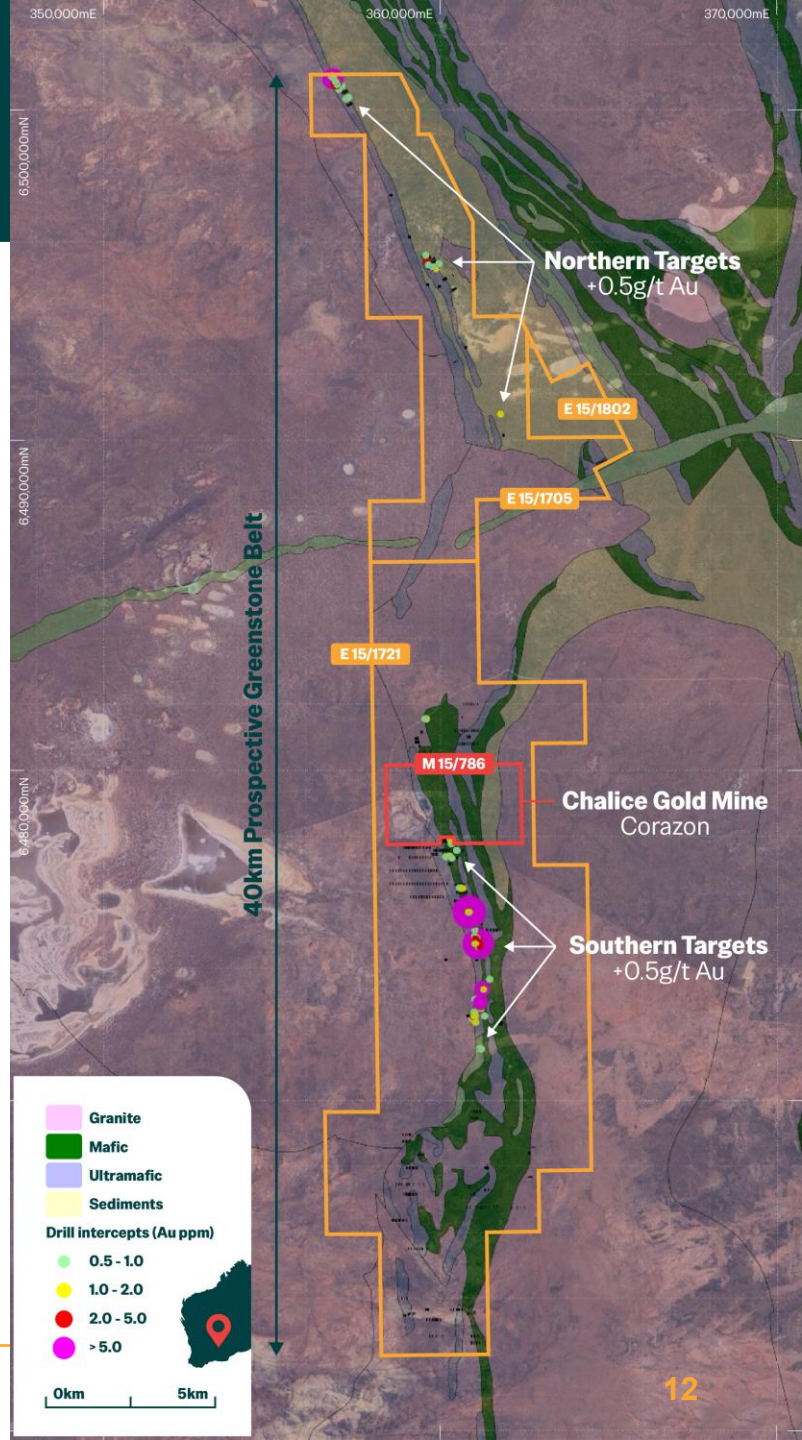

10. Refer Slide 25 for complete reference list
Refer Slide 24 for JORC Table

The Chalice story grows to a 40km belt

Dynamic Metals acquisition adds greenstone belt and drilled gold targets north and south of Chalice Gold Mine

40km of greenstone belt north and south of Chalice

Gold drill intercepts up to 41.31 g/t Au along strike

- **Proven host rock**
  Chalice gold mineralisation sits in amphibolite on the granite contact, contact continues North and South through contiguous tenements
- **Hidden upside**
  Western granite overthrust may conceal a **blind Chalice** along the contact.
- **Contact still open**
  Southern gold intercepts sit east of the contact; the contact itself is **largely untested** (B, C).
- **Fresh eyes**
  Most drilling dates from the **1990s and 2000s**
- Minimal drilling below 90m

LEGEND

- Tenement boundary
- Greenstone belt
- Chalice contact (interpreted)
- Chalice Gold Mine

Intercepts (gram-metres Au)

- 5 – 10
- 10 – 15
- ≥ 15

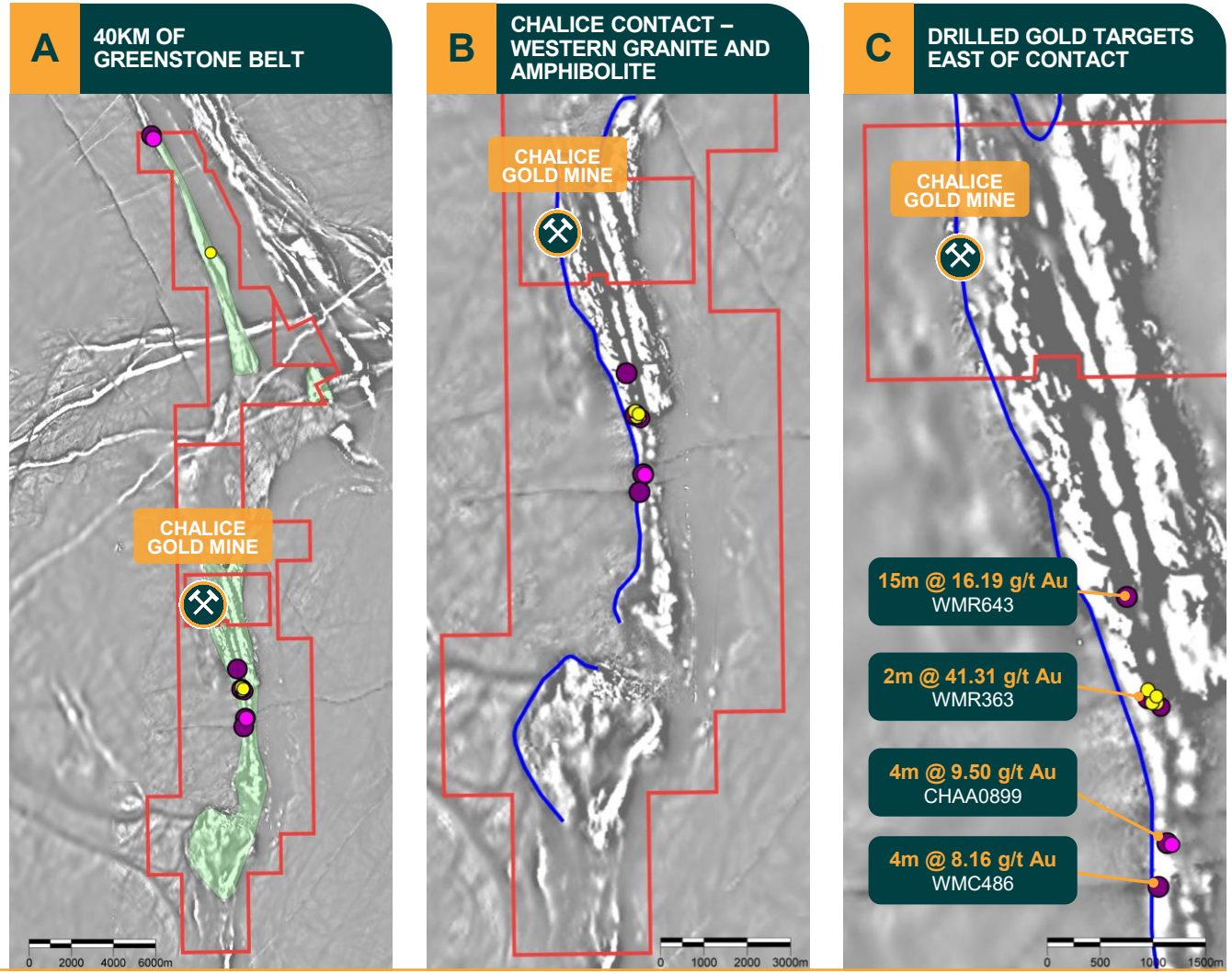

Source: Corazon compilation of historic exploration data (E15/1721 and E15/1705).
Background image: 1VD magnetics. Intercepts shown as gram-metres Au.

Two Pools Gold Project

Building a consolidated land holding – 192km^2 to 537km^2 in 8 months

CORAZON

Expanding project area, multiple drill-ready targets, significant exploration upside[1]

- Historical drilling was shallow and designed against a different structural model
- **Historical intercepts** (downhole widths)[9]
  - **12m @ 8.89 g/t Au** from 79m, incl. **3m @ 34.25 g/t Au** (MRC703)
  - **8m @ 7.83 g/t Au** from 66m, incl. **1m @ 52.24 g/t Au** (MRC701)
- Maiden diamond program (4 holes, ~995m) intersected gold in all four holes
- Core revised gold-bearing vein orientation to east-west, reframing the target model
- Maiden Exploration Target (25 Aug 2026): **1.4Mt to 2.15Mt @ 1.6 to 1.9 g/t Au for 72,000oz to 132,000oz** across Northern and Central/Southern areas[14]
- **Next catalyst:** ~5,000m RC drilling over six months, subject to funding, access and approvals

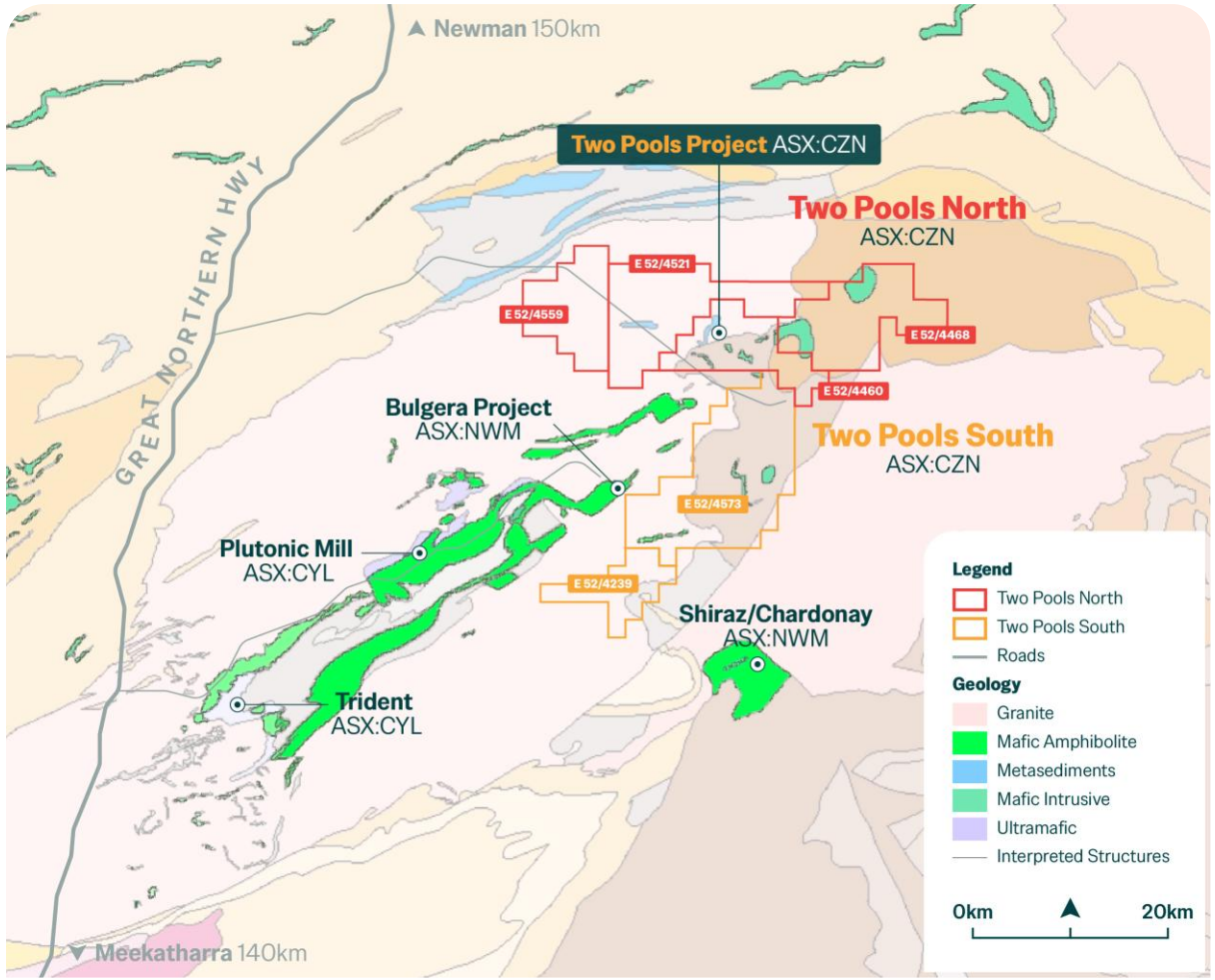

Refer to Slide 23 for complete reference list. *The potential quantity and grade of the Exploration Target is conceptual in nature and, as such, there has been insufficient exploration drilling conducted to estimate a Mineral Resource. At this stage it is uncertain if further exploration drilling will result in the estimation of a Mineral Resource.

Two Pools Gold Project

Maiden Exploration Target Defined[14]

First quantification of the Two Pools gold system potential scale

- Northern target area most advanced. System interpreted 540m east–west, 350m north–south and 190m vertically, defined by ~92 RC/DDH as close as 15–30m
- Central and Southern areas materially under-drilled. Drill spacing locally up to ~200m. To be tested with infill drilling
- All three target areas open along strike and at dept. Together they occupy a small fraction of the 20km greenstone belt
- ~5,000m RC drilling planned to infill, test target extensions and support future MRE

Target	Tonnes Lower (k)	Tonnes Upper (k)	Grade Lower (g/t Au)	Grade Upper (g/t Au)	Contained Au Lower (oz)	Contained Au Upper (oz)
Northern	900	1,500	1.5	1.7	43,000	82,000
Central/ Southern	500	650	1.8	2.4	29,000	50,000
Total	**1,400**	**2,150**	**1.6**	**1.9**	**72,000**	**132,000**

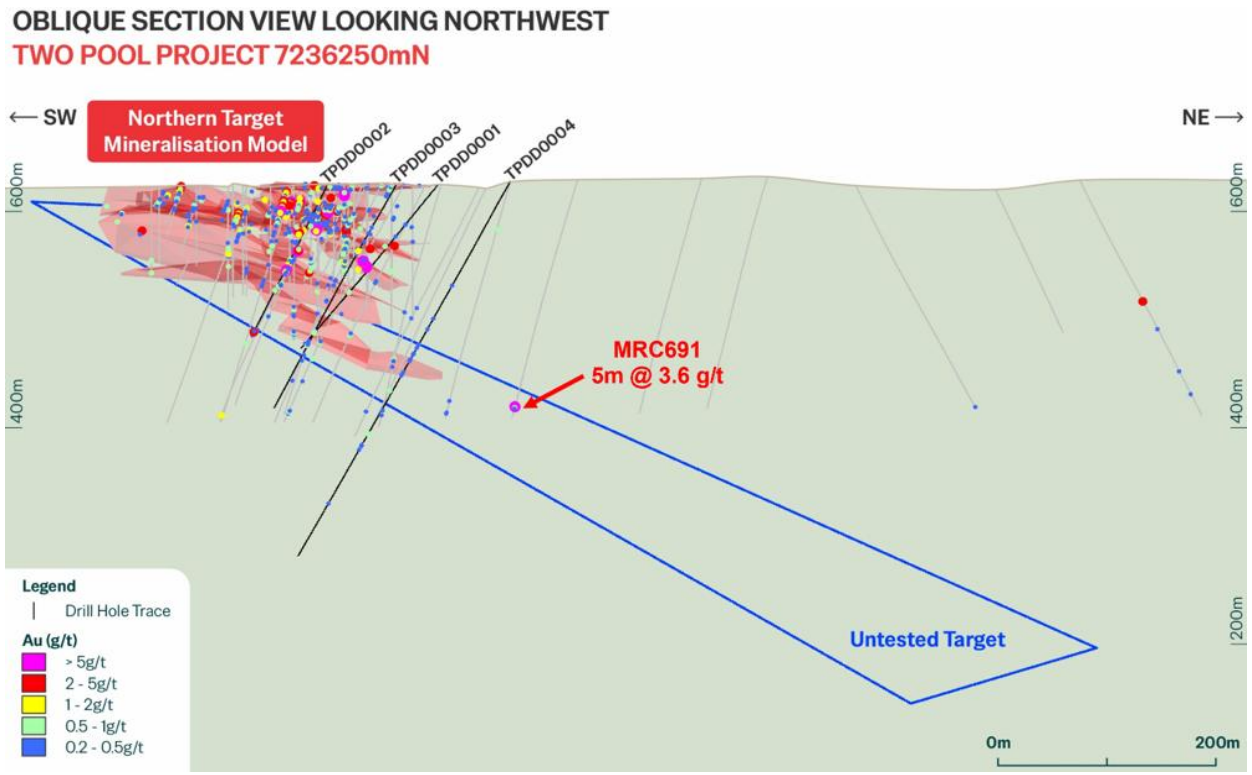

The potential quantity and grade of the Exploration Target is conceptual in nature and, as such, there has been insufficient exploration drilling conducted to estimate a Mineral Resource. At this stage it is uncertain if further exploration drilling will result in the estimation of a Mineral Resource.

14. Refer to Slide 25 for complete reference list

Feather Cap Gold Project

Strategic, low-cost entry into a proven gold production hub

Confirmed high-grade gold mineralisation open in all directions

- CZN now holds 80% interest in 154km^2 comprising 3 contiguous EL's and 1 ML. Native Title Agreement in place for project area
- Multiple high-priority target areas identified, mineralisation open and undertested

Durack East/ Jigsaw:

- Contiguous with ASX:GBR's Durack Deposit (112koz @ 1.2 g/t Au)[9], potential mineralisation extension
- High-grade historical intercepts include[5]: **35m @ 1.47 g/t Au** from 32m inc. **5m @ 5.13 g/t Au** from 32m (JRB043) and **8m @ 4.5 g/t Au from 87m** inc. **1m @ 26.7 g/t Au** from 87m (DEA0089)

Wembley:

- Granted ML, high-grade, near surface oxide mineralisation, potential for early-stage oxide gold production.
- Sept 2026 CZN drilling returned: **4m @ 10.6 g/t Au** (26FRC010)[17]

Feather Cap / Murphy's Creek / Trudgeon Well:

- Historical drilling shows Au mineralisation continuation at depth untested
- Trudgeon Well - 3.5km surface anomaly, no modern exploration to date

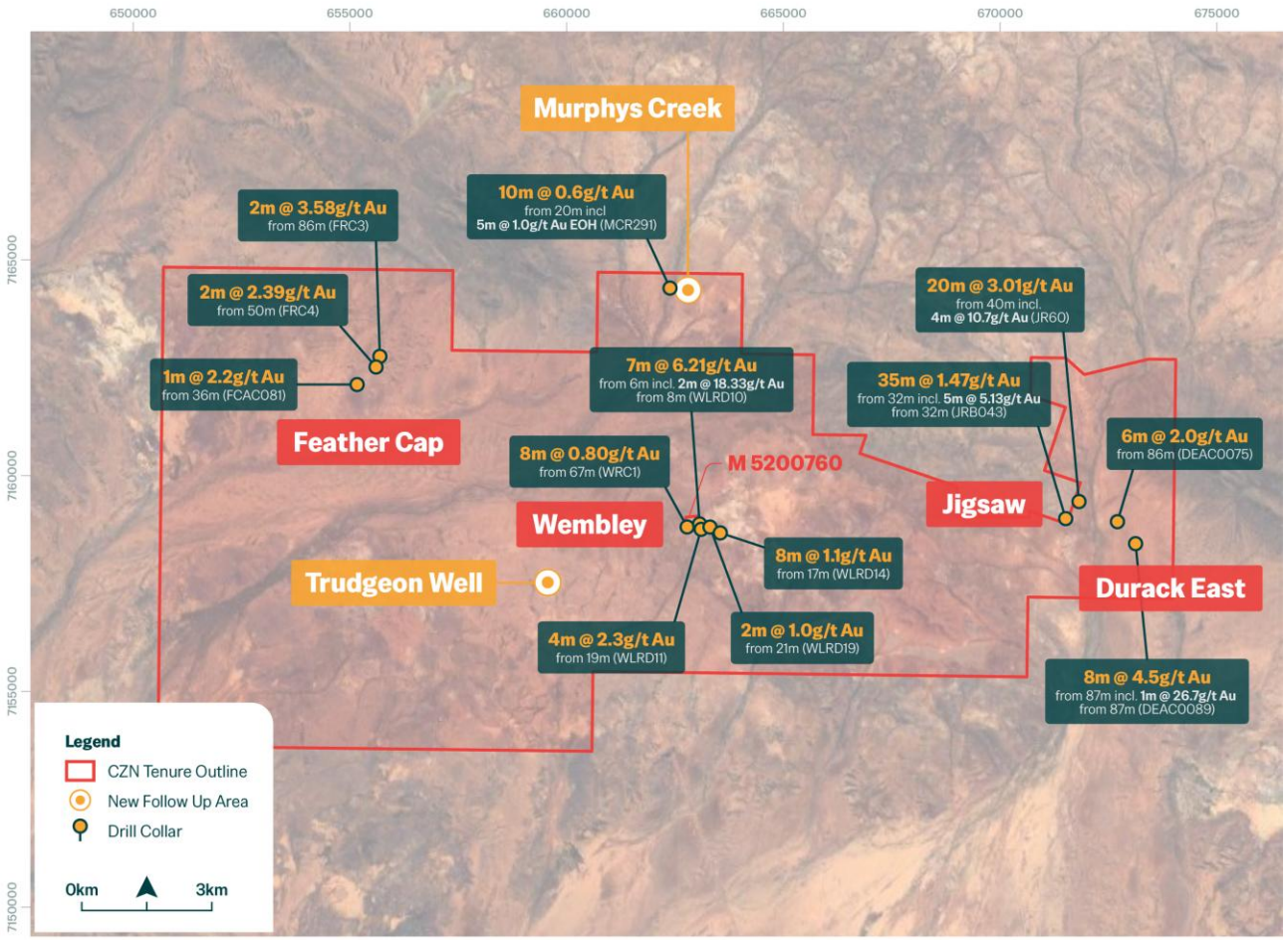

9. Refer to Slide 23 for complete reference list

Feather Cap Gold Project

Wembley Maiden drilling extends historical high-grade mineralisation[17]

- First systematic, modern dataset at Wembley
- Best intercept **4m @ 10.6 g/t Au** (26FRC010) extends the system ~60m east of historic workings, remains open at depth
- Second target identified, anomalous gold intersected along previously untested offset from the Wembley Line, correlating with historical hole WLDR14
- Establishes technical foundation for follow-up drilling.

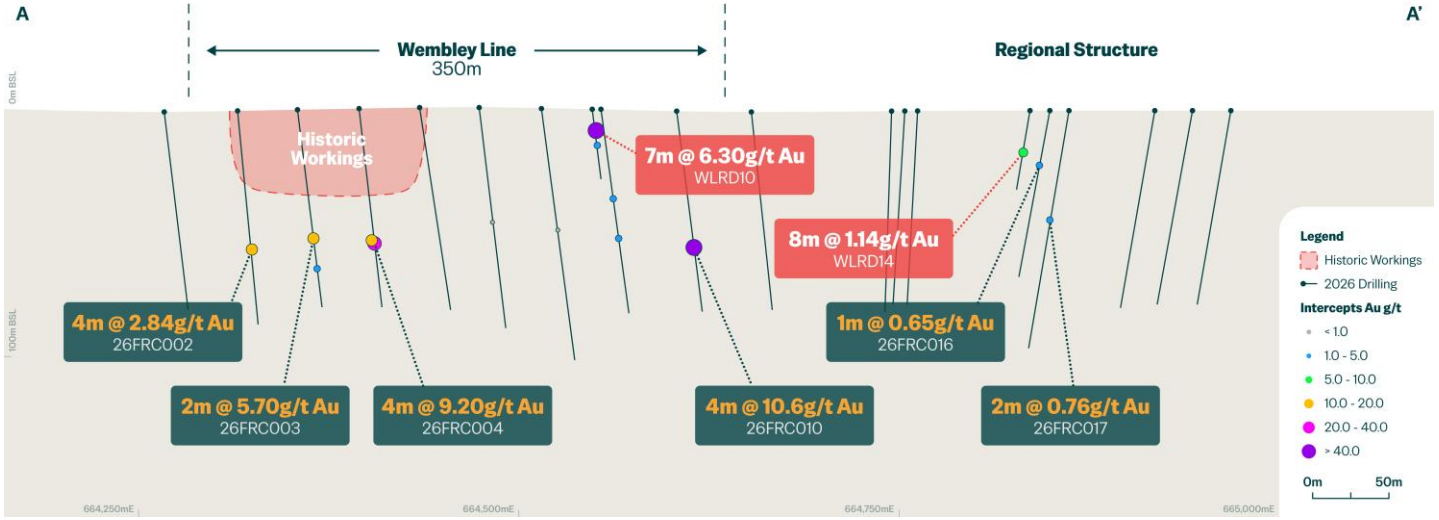

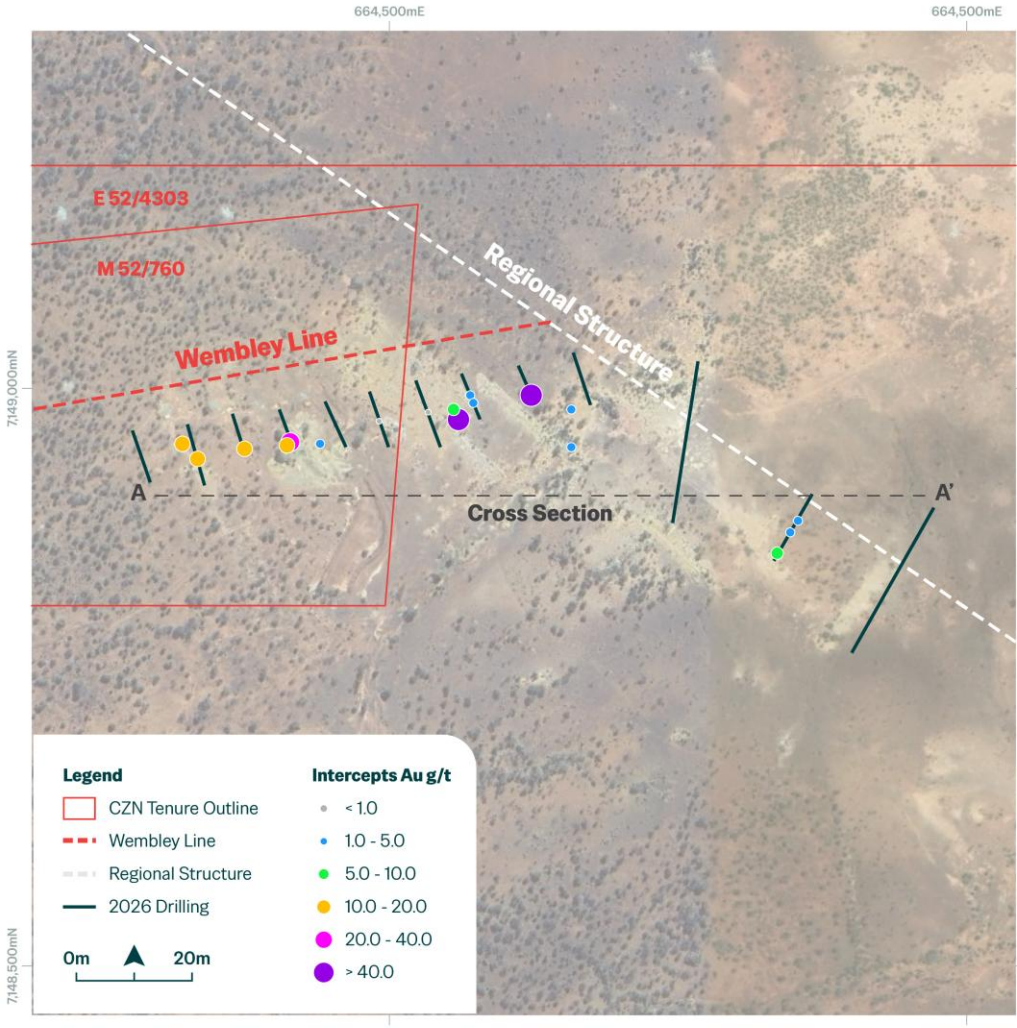

17. Refer to Slide 23 for complete reference list

Feather Cap Gold Project

Newly Identified Murphy Creek & Trudgeon Well

Trudgeon Well[8]

Untested 3.5km lag anomaly multiple peaks exceeding **100ppb Au**, with a high of 760ppb Au

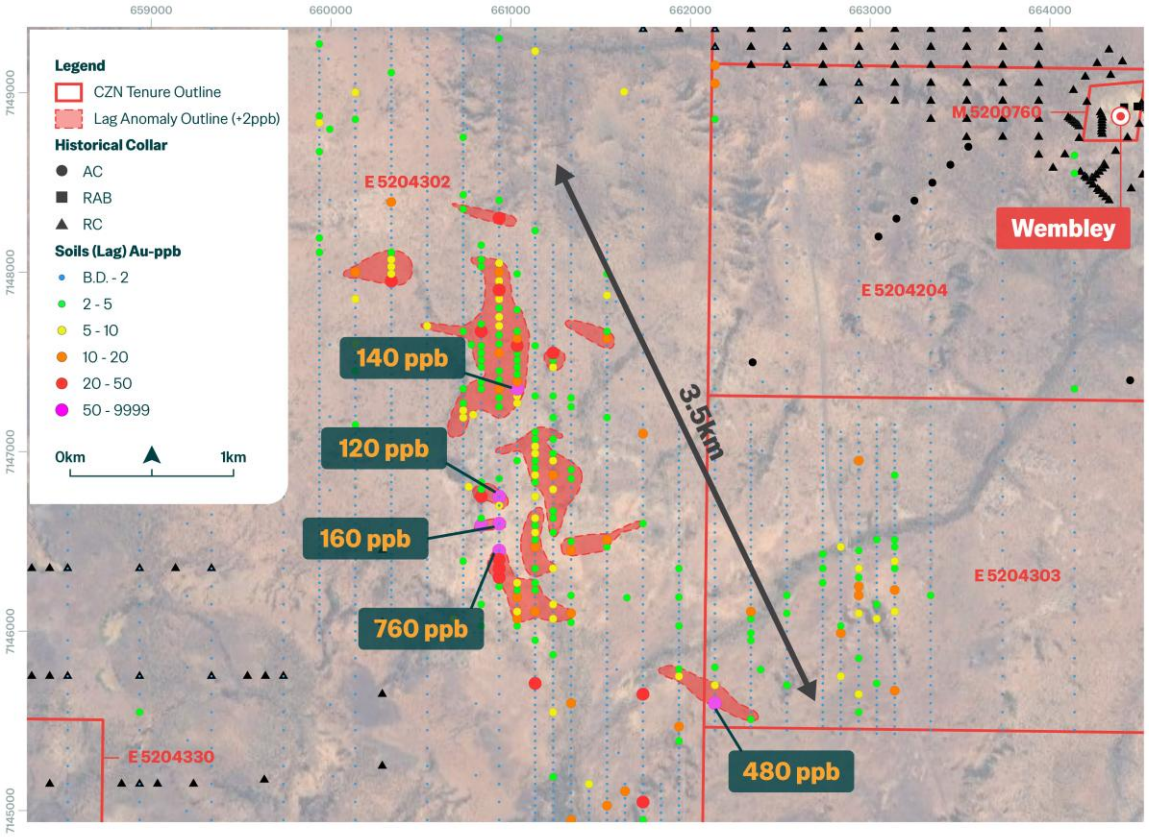

Murphy's Creek[8]

Outcropping vein material grading **1.13g/t Au** + coherent 1km x 1km soil anomaly (39ppb Au peak)

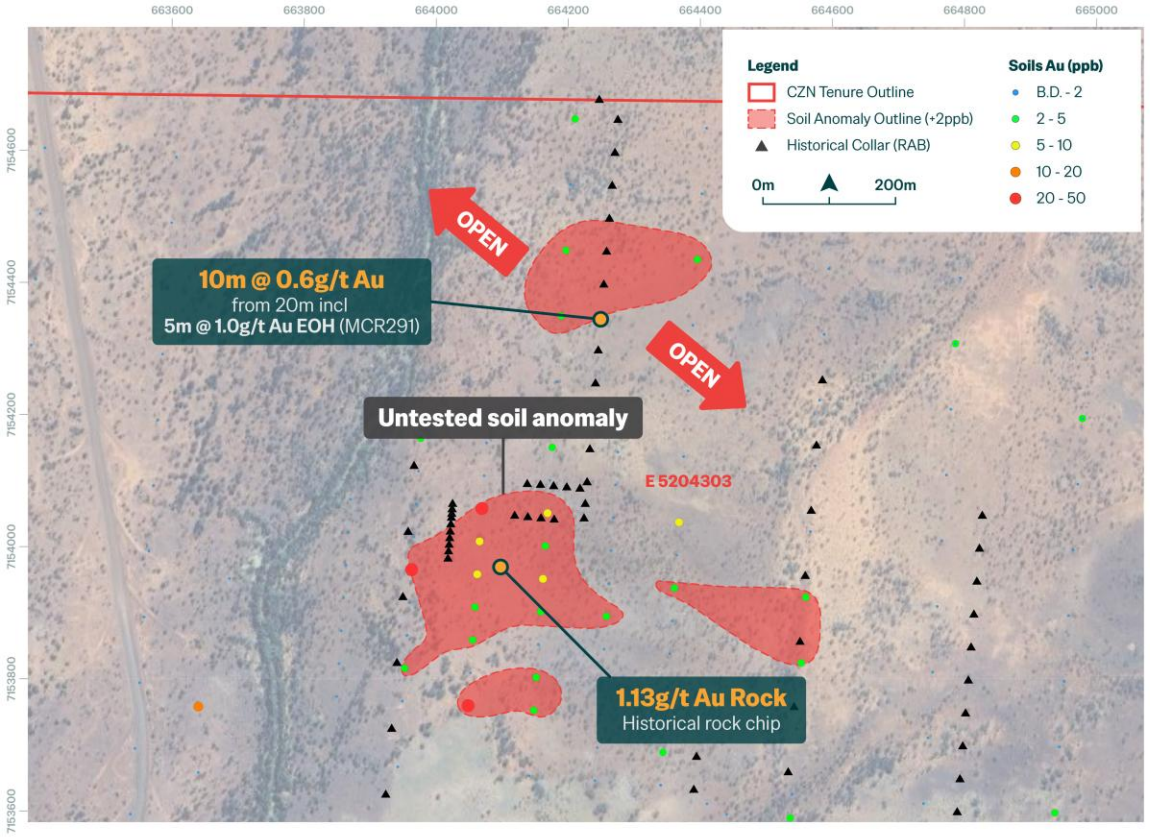

8. Refer to Slide 23 for complete reference list

Portfolio Strategy & Development Timeline

Work programs and value-defining milestones across the portfolio

CORAZON

	Q4 CY26	Q1 CY27	Q2 CY27	Q3 CY27	Q4 CY27
Chalice Gold Project	Approvals and permitting; Phase 1 drill program	Phase 2 drill program; Regional drilling South Chalice	Resource definition and growth drilling; Scoping study / PFS; Targeted MRE upgrade		Regional drilling South Chalice; Targeted early production
Two Pools Gold Project			Regional targeting	RC drilling	Potential maiden MRE
Feather Cap Gold Project	Option Exercised		Regional targeting		Drilling Wembley/Durack E

Note: This timetable is indicative and is subject to change

Investment Highlights

Grow and create shareholder value through the discovery, acquisition & development

CORAZON

1. Strategic project hubs in **proven multi-million ounce greenstone belts,** neighbouring multiple gold resources, mines & processing infrastructure

2. Existing resource on granted mining lease with Exploration Target provides **significant near-term resource growth potential**

3. Multiple priority targets with historical, **high-grade gold intercepts** no modern exploration providing significant exploration upside

4. **Active exploration strategy** with extensive drill program planned targeting resource growth, confidence/ grade enhancement & new discoveries

5. Highly experienced team with a **strong track record of successful mining** in WA and a **commitment to add shareholder value**

Thank you.

For further information please contact:

Simon Coyle
Managing Director
Corazon Mining Limited

A Level 2, 41 Colin St, West Perth WA 6005
P +61 8 6166 6361
E info@corazon.com.au

Madeline Howson
Media & Investor Enquiries
Discovir Investor Relations

P +61 434 073 160
E madeline@discovir.com.au

ASX:CZN **corazon.com.au**

CORAZON

Other Projects

Strategic critical metals portfolio

CORAZON

Corazon's portfolio of critical metals projects provide long-term exposure to growing demand for essential minerals.

Mt Gilmore Cu-Au Project (NSW, Australia)

- An emerging porphyry play with potential for a significant copper-gold system.
- Historical drilling results being analysed to guide company on next steps.

Lynn Lake Ni-Co-Cu Project (Canada)

- A fully permitted, high-quality, long-term asset with established infrastructure.
- Significant JORC resource with contained metal of **116kt Ni, 54kt Cu, 5.3kt Co[4].**

MacBride Cu-Zn-Au Project (Canada)

- High-grade, near-surface mineralisation with significant upside for VMS-style deposits.

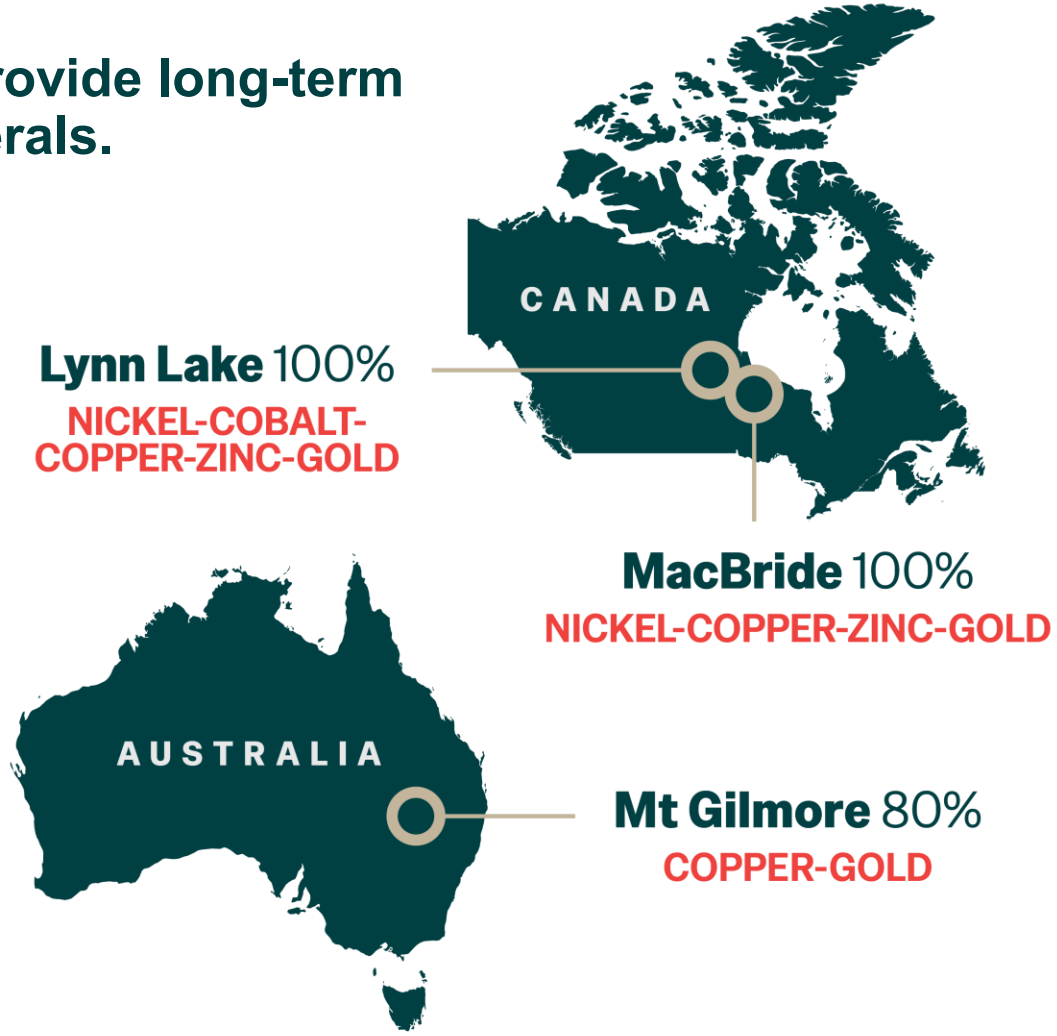

References

This presentation includes historical exploration results and project information. The Company is not aware of any new information or data that materially affects the information included in this presentation, and the Company confirms that, to the best of its knowledge, all material assumptions and technical parameters underpinning the exploration results in this release continue to apply and have not materially changed.

Number	Reference Details
(1)	See Corazon Mining Ltd (ASX:CZN) ASX Announcement “Chalice Acquisition Establishes Corazon as an Emerging Gold Developer” dated 19 May 2026
(2)	See Corazon Mining Ltd (ASX:CZN) ASX Announcement “Gold Project Acquisition, Placement + MD Appointment” dated 6 Aug 2025
(3)	See Corazon Mining Ltd (ASX:CZN) ASX Announcement “CZN expands Two Pools Gold Project with New Tenement Application ” dated 11 Sept 2025
(4)	See Corazon Mining Ltd (ASX:CZN) ASX Announcement “Lynn-Lake-Resource-Upgrade” dated 27 Nov 2019
(5)	See Corazon Mining Ltd (ASX:CZN) ASX Announcement “Feather Cap Data Review and Update” dated 22 Oct 2025
(6)	See Corazon Mining Ltd (ASX:CZN) ASX Announcement “Strategic Option Secured Over Feather Cap Gold Project” dated 8 Oct 2025
(7)	See Corazon Mining Ltd (ASX:CZN) ASX Announcement “Large 4km Gold Anomaly Defined at Two Pools Gold Project” dated 5 Feb 2026
(8)	See Corazon Mining Ltd (ASX:CZN) ASX Announcement “New Drill Targets Identified at Feather Cap” dated 15 Apr 2026
(9)	See Great Boulder Resources Ltd (ASX:GBR) ASX Announcement "Transformational Acquisition of Neighbouring Peak Hill Gold Project" dated 4 May 2026
(10)	See Corazon Mining Ltd (ASX:CZN) ASX Announcement “Chalice Acquisition Establishes Corazon as an Emerging Gold Developer” dated 19 May 2026
(11)	See Corazon Mining Ltd (ASX:CZN) ASX Announcement “Corazon Completes Chalice Gold Project Acquisition” dated 9 July 2026
(12)	See Corazon Mining Ltd (ASX:CZN) ASX Announcement “Chalice Data Review Identifies Further Gold Mineralisation” dated 15 July 2026
(13)	See Corazon Mining Ltd (ASX:CZN) ASX Announcement “Corazon Extends Footprint Across Chalice Greenstone Belt ” dated 3 Aug 2026
(14)	See Corazon Mining Ltd (ASX:CZN) ASX Announcement “Maiden Exploration Target Defined at Two Pools Gold Project” dated 25 August 2026
(15)	See Corazon Mining Ltd (ASX:CZN) ASX Announcement “Chalice Exploration Target shows Resource Growth Potential” dated 3 September 2026
(16)	See Corazon Mining Ltd (ASX:CZN) ASX Announcement “Consolidates Chalice District Tenure” dated 7 September 2026
(17)	See Corazon Mining Ltd (ASX:CZN) ASX Announcement “High-Grade Au in Feather Cap Drilling” dated 9 September 2026
(18)	See Corazon Mining Ltd (ASX:CZN) ASX Announcement “Chalice First Assays Hit Broad, High-Grade Gold” dated 8 October 2026

JORC 2012 Resource Statement

CORAZON

Statement of Mineral Resources as at 11 April 2026 with 1.3 g/t Au cut-off grade

Classification	Tonnes (kt)	Grade (g/t Au)	Contained (koz Au)
Measured	406	3.19	42
Indicated	1,120	2.6	94
Inferred	655	2.64	55
Total Resources	**2,181**	**2.74**	**191**

Notes:

1. *The Mineral Resources have been compiled under the supervision of Mr Jeremy Clark who is a director of LVI and a Registered Member of the Australian Institute of Geoscientists. Mr Jeremy Clark has sufficient experience that is relevant to the style of mineralisation and type of deposit under consideration and to the activity that he has undertaken to qualify as a Competent Person as defined in the JORC Code.*
2. *All Mineral Resources figures reported in the table above represent estimates at 11 April, 2026. Mineral Resource estimates are not precise calculations, being dependent on the interpretation of limited information on the location, shape and continuity of the occurrence and on the available sampling results. The totals contained in the above table have been rounded to reflect the relative uncertainty of the estimate. Rounding may cause some computational discrepancies as such totals may not sum due to rounding.*
3. *Mineral Resources are reported at a cut-off grade of 1.3 g/t Au to reflect an underground mining method. These cut-off grades were based on a gold price of US$1,700/oz and estimated mining and processing costs and recoveries factors of similar operations in the region.*
4. *Mineral Resources are reported in accordance with the Australasian Code for Reporting of Exploration Results, Mineral Resources and Ore Reserves (The Joint Ore Reserves Committee Code – JORC Code, 2012 Edition).*
5. *The Mineral Resources have been reported on a dry basis at a 100% equity stake and not factored for ownership proportions.*

Source: Corazon Mining Ltd (ASX:CZN) ASX Announcement “Chalice Acquisition Establishes Corazon as an Emerging Gold Developer” dated 19 May 2026

References | Regional Mine Data

Ticker	Reference Details
PNR	See Pantoro Gold Ltd (ASX:PNR) ASX announcement titled “Annual Mineral Resource and Ore Reserve Statement” dated 22 September 2025
PNR	See Pantoro Gold Ltd (ASX:PNR) FY2025 Annual Report / Norseman Operations disclosure discussing 1.2Mtpa processing throughput and ~2.3g/t processed grade
WGX	See Westgold Resources Ltd (ASX:WGX) NI 43-101 Technical Report titled “Beta Hunt Operation, Eastern Goldfields, Western Australia” dated 6 August 2025
WGX	See Westgold Resources Ltd (ASX:WGX) FY2025 Annual Report and FY2025 Mineral Resource and Ore Reserve Update dated 3 September 2025
JSE:GFI	See Gold Fields Ltd Technical Report Summary titled “St Ives Gold Mine, Australia” dated 27 March 2025
JSE:GFI	See Gold Fields Ltd Integrated Annual Report 2024 released 28 March 2025
VAU	See Vault Minerals Ltd ASX announcement titled “2025 Mineral Resources and Ore Statement” dated 15 September 2025
VAU	See Vault Minerals Ltd ASX announcement titled “2025 Annual Report” dated 26 September 2025
BC8	See Black Cat Syndicate Ltd (ASX:BC8) ASX announcement titled “Kal East Gold Project Mineral Resource Estimate” dated 7 November 2024
BC8	See Black Cat Syndicate Ltd (ASX:BC8) ASX announcement titled “Investor Presentation” dated 19 August 2025
NST	See Northern Star Resources Ltd (ASX:NST) Technical Report Summary titled “Kalgoorlie Operations and Carosue Dam Operations, Western Australia” dated 31 March 2024
NST	See Northern Star Resources Ltd (ASX:NST) ASX announcement titled “2025 Annual Report” dated 11 September 2025
FML	See Focus Minerals Ltd (ASX:FML) ASX announcement titled “Coolgardie Gold Project Mineral Resource Update” dated 1 December 2023
FML	See Focus Minerals Ltd (ASX:FML) ASX announcement titled “2025 Annual Report” dated 24 September 2025
AWJ	See Auric Mining Ltd (ASX:AWJ) ASX announcement titled “2025 Annual Report” dated 30 April 2026
AWJ	See Auric Mining Ltd (ASX:AWJ) ASX announcement titled “Auric Successfully Completes Acquisition of Burbanks Plant” dated 1 October 2025

Notes

Notes

Notes