CONNEXION

ASX Announcement

15 October 2026

2026 Annual General Meeting presentation

Connexion Mobility Ltd ("Connexion" or "the Company") provides the attached presentation to be delivered to shareholders at the Company's 2026 Annual General Meeting to be held at 9:00am (AEDT) today as a virtual meeting.

Ends

Issued by: Connexion Mobility Ltd
Authorised by: Aaryn Nania on behalf of Connexion Mobility Ltd
Queries: aaryn.nania@connexionltd.com

About Connexion Mobility

Connexion Mobility is a public, automotive services holding company whose mission is to connect fleet owners with the future of mobility. The Company comprises Connexion Software and Connexion Automotive.

Connexion Software is an enterprise-grade, automotive software company powering courtesy transportation for OEMs and thousands of Dealerships across North America, maximising asset utilisation and operational efficiency, whilst elevating the end-customer experience.

The Company's proprietary OnTRAC and Connexion platforms incorporate embedded telemetry, fleet & contract management, data analytics tools, and much more, to help OEMs and Dealerships manage people, parts, and vehicles.

Connexion Automotive delivers automotive service & repair to fleet and retail customers in Australia, via its wholly owned, service & repair operations. Learn more at connexionmobility.com

CONNEXION MOBILITY · ASX: CXZ

2026 Annual General Meeting

Building a diversified automotive software & services company

OCTOBER 2026 · GROUP

2026 AGM

Agenda

01	Introduction
02	Strategy
03	Connexion Software
04	Connexion Automotive
05	FY26 Results
06	Outlook
Q&A	Shareholder Q&A

01

Introduction

Who Connexion is today, and how FY26 changed us

INTRODUCTION

An automotive software & services company

Connexion is a public automotive software & services holding company.

Our mission is to be the “Connexion” between Fleet Owners and the Future of Mobility.

Connexion Software

Our core. OnTRAC and Connexion platforms power fleet management capabilities for OEMs and thousands of dealerships across North America.

Connexion Automotive

Automotive service & repair for fleet and retail customers in Australia.

Net Cash & Investments

Net cash, managed funds, and a substantial minority stake in Covertrue Group.

A transformative twelve months

SEP 2025	Q3 FY26	MAY 2026	Q4 FY26	OCT 2026	EARLY 2027
Acquired 27.28% of Covertrue Group, owner of Liberty Signs	GM Canada selects OnTRAC as exclusive EEP platform	Acquired Hallam Road Automotive, launching Connexion Automotive	GM US extends agreement to 31 Dec ‘26	**Hyundai Motor America appoints Connexion exclusive DLM supplier**	Scheduled US national launch of Hyundai DLM

02

Strategy

Clear strategic and financial objectives, all fully funded

STRATEGY

Our top priority: long-term Shareholder value

Shareholder value is a function of the **size**, **sustainability** and **diversification** of our earnings per share.

Size

Organic operating earnings growth, combined with capital reinvestment for acceptable risk-adjusted rates of return

Sustainability

Recurring revenue and deep, long-standing customer relationships

Diversification

More customers, more products, more Platform Companies, less FX risk

STRATEGY

Two Platform Companies, one ambition

Connexion Software

The single software platform through which our automotive customers move people, parts and vehicles.

Proactively investing in R&D, while deepening and expanding customer relationships to lift usage, revenue and stickiness.

Connexion Automotive

Shape the gold standard of customer experience in automotive service & repair.

An industry torn between ageing owner demographics and accelerating technological change.

“We will be a better supplier by being an operator, and a better operator by being a supplier.”

Four levers for revenue diversification

1 Deepen existing OEM relationships

GM US extension; GM Canada EEP customisation

2 Reach other departments within OEM customers

New programs beyond courtesy transportation

3 Win OEMs beyond existing customers

Hyundai Motor America: exclusive DLM supplier

4 Deepen direct dealership relationships

+27 net-new subscriptions in Q4; 270 Marketplace subscriptions

Five sources of value from each workshop we add

Pricing matrix

One labour pricing model applied across every workshop

Procurement arbitrage

Group supplier terms on parts, tyres and fluids

Central back-office

Bookings, finance, HR and systems run once for the network, supporting every other source of value creation

Digital engagement

Digital inspections and online bookings show customers the work their vehicle needs

Job specialisation by site

Specialist work such as ADAS, EV and major repairs routed to the best-equipped “hub” site

What makes an attractive Platform Company

A business that…

We seek a logical industry fit with our portfolio, spanning the intersection of software, automotive and fleet management.

We can understand	We can add value to
Is well-established	Run by capable, well-established management
Balances growth and profitability	Has diverse revenue streams
Supports organic and inorganic growth	Risk profile complements ours
Generates AUD-denominated earnings	Valuation meets our Required Rate of Return

03

Connexion Software

Our core, now serving a second major OEM

CONNEXION SOFTWARE · ANNOUNCED 7 OCT 2026

Hyundai Motor America: Dealer Lot Management

Connexion is the exclusive supplier for the software design, development and management behind HMA's national launch of its connected car-powered DLM Platform.

- Track vehicle status and improve inventory visibility
- Streamline vehicle preparation and readiness
- Support a seamless dealer-to-customer handoff
- Available to Hyundai dealers as an optional purchase

Exclusive

software supplier to HMA for DLM

Early 2027

scheduled US national launch

855+

Hyundai dealers in the US

Why the HMA appointment matters

"Dealer Lot Management extends connectivity into dealership operations, helping dealers better understand vehicle status, improve readiness, and deliver a more consistent customer experience."

Manish Mehrotra,
Chief Information Officer, Hyundai Motor North America

Diversifies beyond General Motors

A new OEM customer, directly addressing customer concentration

Extends the platform into Lot Management

Managing full vehicle inventory, not just loaner fleets, across the dealership

Puts connected-car data to work

Built for Hyundai's connected vehicle technology division – Bluelink for Business

CONNEXION SOFTWARE

FY26 software highlights

GM Canada launch

OnTRAC selected as exclusive platform for GM Canada's Enhanced Exposure Program, after a paid pilot and multi-lingual rollout.

GM US extension

Agreement extended to 31 December 2026, while the contract renewal process proceeds.

Marketplace & partners

270 Marketplace subscriptions at year-end. Deeper integrations with various DMS’, Tollaid, OnDemand, UVeye, Stripe and Modives.

Product development

Paid Rental, Group Reporting & Analytics, Payments, Licence & Insurance Verification, AI Support, AI Chat, and more.

04

Connexion Automotive

Our second Platform Company

CONNEXION AUTOMOTIVE · ANNOUNCED 22 MAY 2026

Hallam Road Automotive

We acquired 100% of the assets of Hallam Road Automotive, a premier service & repair centre in Melbourne's South-East, giving us an operating footprint in the automotive aftermarket.

A$5.0m

total potential consideration, incl. ~A$1.0m earn-out

25 – 35%

estimated immediate EPS accretion

AUD

earnings that reduce operational FX risk

12 mo

founder handover for a smooth transition

05

FY26 Results

Record revenue, and more diversified earnings

FY26 at a glance

Revenue	Gross Profit	Net Profit Before Tax	Diluted EPS
$12.3m	$7.5m	$3.2m	0.31¢
▲ 10% vs FY25	▼ 1% vs FY25	▼ 1% vs FY25	▲ 9% vs FY25

- Revenue growth from Connexion subscriptions, GM Canada's EEP and one month of HRA
- Higher Cost of Sales offset revenue growth; R&D expense fell

Note: unless otherwise specified, all figures are presented in US$.

FY26 highlights

Revenue grew 10% to a record $12.3m, while NPBT of $3.2m was in-line with FY25, as we reinvested in the business.

Free cashflow rose to $2.1m, and our balance sheet remains strong.

Net Cash & Investments fell to $3.7m after we deployed $2.9m into Hallam Road Automotive.

We repurchased a further 115.3m shares on market during FY26, on behalf of all Shareholders.

Revenue*

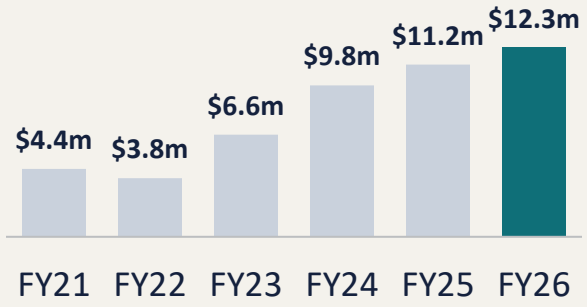

Net Cash & Investments

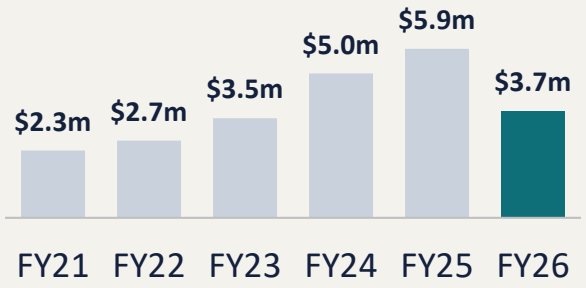

Net Profit Before Tax

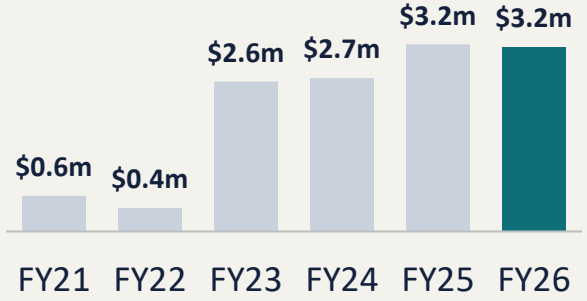

Free Cashflow*

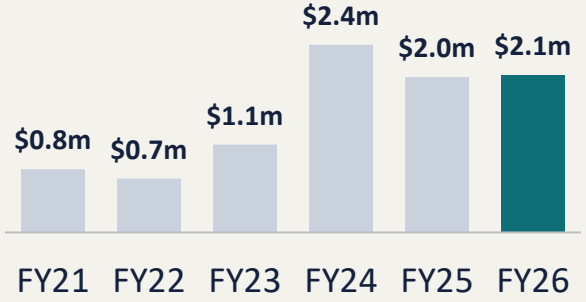

*Revenue and Free Cashflow of the operating business, excluding investment income.

A second half of successive records

US$	Q1 FY26	Q2 FY26	Q3 FY26	Q4 FY26
Revenue	$2.9m	$2.9m	$3.0m	**$3.4m**
Gross Profit	$1.9m	$1.7m	$1.9m	**$2.0m**
Net Profit Before Tax	$0.7m	$0.8m	$0.6m	**$1.1m**
AMRR	$10.7m	$10.5m	$11.5m	**$11.6m**
Customer Diversification AMRR	$0.3m	$0.3m	$1.2m	**$1.3m**

AMRR metrics are software-only.

Earnings are becoming more diversified

13%

of FY26 Group NPAT from investment earnings, up from 10% in FY24 and FY25

3

earnings streams: Connexion Software, Connexion Automotive and Net Cash & Investments, with growing AUD earnings reducing FX risk

Diluted EPS by earnings stream

US cents, FY21 – FY26

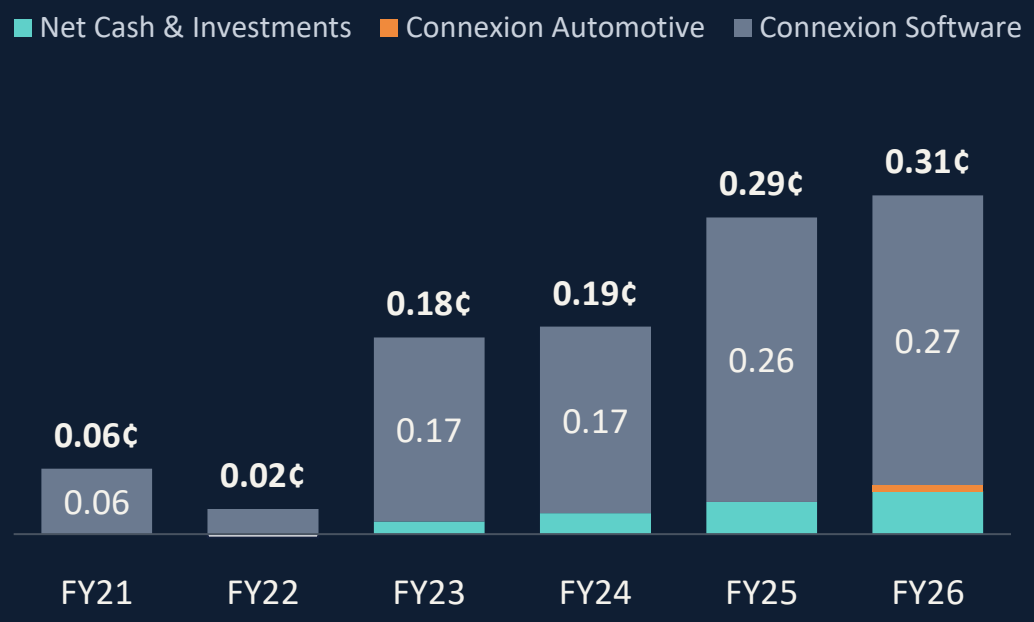

Diluted EPS allocated by share of segment profit before tax. Net Cash & Investments includes unallocated other income and share of Covertrue profit.

EPS has compounded 40% p.a. since FY21

	FY21	FY22	FY23	FY24	FY25	FY26
NPBT	$0.62m	$0.41m	$2.60m	$2.66m	$3.24m	$3.20m
NPAT	$0.51m	$0.15m	$1.76m	$1.88m	$2.48m	$2.45m
Weighted average shares	880.2m	881.0m	962.5m	966.0m	861.3m	777.8m
EPS	0.06¢	0.02¢	0.18¢	0.19¢	0.29¢	**0.31¢**
EPS CAGR since FY21	–	–71.6%	77.7%	49.7%	49.2%	**40.2%**
Shareholder equity	$3.89m	$3.92m	$5.26m	$6.28m	$7.47m	$8.42m
Return on equity	14.2%	3.7%	38.4%	32.6%	36.1%	30.8%
Net cash & investments	$2.33m	$2.67m	$3.45m	$5.00m	$5.86m	$3.75m

All figures US$. EPS = NPAT ÷ weighted average shares; ROE = NPAT ÷ average equity; Net cash & investments = cash + passive investments (including Covertrue) – borrowings.

Capital management

Connexion's long-term Shareholder value is a function of both operational and capital management. We allocate capital across both product-based and share-based investments.

We fund organic growth first. Only then do we consider allocating excess capital across M&A, minority investments, buybacks, debt reduction and/or dividends.

In FY26 we deployed capital into Covertrue, Hallam Road Automotive, and the repurchase of CXZ shares.

Reduced Net Cash & Investments reflects these investments.

115.3m	shares repurchased in FY26
~352m	shares repurchased to date, avg A$0.022
27.28%	acquired stake in Covertrue Group
100%	acquired stake in Hallam Road Automotive
A$2.5m	amortising NAB facility for HRA
$3.75m	Net Cash & Investments, 30 June 2026

06

Outlook

Entering FY27 in our strongest position to date

OUTLOOK

FY27 priorities, all fully funded

01

Software

Expand SaaS capabilities, OEM relationships and commercial partnership channels in North America.

02

Automotive

Drive operational synergies and service standards within Connexion Automotive.

03

Capital

Disciplined allocation, evaluating accretive M&A that fits our risk profile and hurdle rates.

31 Dec 2026 GM US agreement term, with renewal process underway

Early 2027 Hyundai DLM scheduled US national launch

Summary

- From single-product SaaS company to diversified automotive software & services company
- Record FY26 revenue of $12.3m, and diluted EPS up 7%
- Hyundai Motor America appointment extends our OEM base beyond GM
- Connexion Automotive established, with immediately accretive, AUD-denominated earnings
- Customer concentration falling; diversified earnings rising
- FY27 growth plans fully-funded across both Platform Companies

Shareholder Q&A