14 October 2026

ASX ANNOUNCEMENT

2026 Market Update – FY26 Results and Future Priorities

Locality Planning Energy Holdings Limited (ASX: LPE) ("LPE" or "the Company") announces that a recording of its October 2026 investor briefing is now available on InvestorHub.

The briefing features:

- Craig Chambers, Chair;

- James Harvey, Group Executive, Development and Sales; and

- Sandra Pienaar, Chief Financial Officer.

The presenters discuss LPE's FY26 financial results, key achievements during the year and strategic priorities for FY27. The briefing also includes responses to questions submitted by investors through InvestorHub.

Shareholders and investors can access the recording using the link below:

Investor Webinar October 2026: FY2026 results and FY2027 priorities

Authorised for release.

Craig Chambers

Chair

investors@localityenergy.com.au

ENDS

About LPE

Locality Planning Energy Holdings Limited (ASX: LPE) is an Australian provider of embedded network and multi-utility infrastructure and services, operating across Australia.

LPE funds, installs and operates infrastructure that delivers electricity, water, hot water, solar, battery storage, electric vehicle charging and smart metering solutions. Its business model combines infrastructure investment with long-term service agreements that support recurring revenue.

The Company partners with developers, property owners and community operators to deliver integrated utility solutions across strata properties, land lease communities and retail shopping centres. These partnerships support LPE's growth while helping communities improve energy efficiency and manage utility costs.

How to contact us

If you have any questions on this announcement or any past LPE announcements, visit our Investor Hub. Like, comment or ask a question on our announcements. You can find this through the following link or by scanning the QR code:

investorhub.localityenergy.com.au

Web
http://www.localityenergy.com.au

Enquiries
1300 443 735
Monday to Friday
8:30am to 5:00pm

Email
investors@localityenergy.com.au

Postal address
PO Box 5737
Maroochydore BC QLD 45

Locality Planning Energy Holdings Limited (ASX: LPE)

Market Update

FY2026 Results Presentation and Business Update

For the year ended 30 June 2026

October 2026

Disclaimer and important information

General disclaimer

This presentation has been prepared by Locality Planning Energy Holdings Limited (LPE) for information purposes only. It is a summary and does not purport to contain all information a prospective investor may require. It is not financial product, investment, legal, taxation or accounting advice, and does not take into account the investment objectives, financial situation or needs of any person. Recipients should make their own independent assessment and obtain their own professional advice. Nothing in it constitutes an offer, invitation or recommendation to subscribe for, buy or sell any security.

Information basis and liability

This presentation is based on information available to LPE at the date of preparation. To the maximum extent permitted by law, no representation or warranty, express or implied, is given as to the accuracy, completeness or reasonableness of the information or of any estimate, forecast or projection, and LPE and its officers, advisers, agents and employees disclaim all liability (including for negligence) for any loss arising from the use of, or reliance on, this presentation.

Forward-looking statements

This presentation contains forward-looking statements, including about the activation of pipeline service points and the integration and expected contribution of the PowerHub acquisition. These statements are not guarantees of future performance. They are based on assumptions current at the date of this presentation and are subject to risks and uncertainties, many outside LPE's control, including the rate of pipeline site activation, counterparty performance, and market and regulatory conditions. Actual outcomes may differ materially. Except as required by law or the ASX Listing Rules, LPE does not undertake to update any forward-looking statement.

Non-IFRS information

Core earnings is a non-IFRS measure that has not been audited or reviewed under Australian Auditing Standards. It is defined, and reconciled to statutory net profit after income tax, in the FY2026 Annual Report. Non-IFRS measures should not be considered in isolation or as a substitute for IFRS measures, and may not be comparable to those of other companies.

Past performance

Past performance, including historical and pro forma financial information, is illustrative only and is not, and should not be relied upon as, an indication or guarantee of future performance.

Investment risk

An investment in LPE is subject to risks, both specific to LPE and general to listed securities, that may affect its financial performance and share price. Investors should consider these risks and obtain their own advice before making any investment decision.

Third-party information

Market, industry and economic data attributed to third parties has not been independently verified by LPE, which makes no representation as to its accuracy or completeness.

Rounding and currency

Figures are subject to rounding, so totals may not sum exactly. Amounts are in Australian dollars unless otherwise stated.

Authorisation

Read with the FY2026 Annual Report and Appendix 4E, released 28 August 2026, and LPE's other ASX announcements. Authorised for release by the Board.

Welcome

ACKNOWLEDGEMENT OF COUNTRY

LPE acknowledges Traditional Owners of Country throughout Australia and recognises the continuing connection to lands, waters and communities.

We pay our respect to Aboriginal and Torres Strait Islander cultures, and to Elders past and present.

PRESENTING TODAY

Craig Chambers
Chair

Sandra Pienaar
Chief Financial Officer

James Harvey
Group Executive, Development and Sales

The Board has established an interim Office of the CEO, reporting to the Chair, while a search for a permanent Chief Executive Officer is under way.

AGENDA

What we will cover

1.0	Business Performance
2.0	Operational Update
3.0	LPE Growth Drivers
4.0	FY2027 and Beyond

1.0

Business Performance

Who LPE is, what it operates, and how FY2026 finished.

An integrated multi-utility provider, back in statutory profit in FY2026

LPE serves developers, asset owners and communities across Queensland and Northern New South Wales, with a growing presence in South Australia and Tasmania and a first community contracted in Victoria.

37,501

Active service points

▲ **39,883 incl. 2,382 contracted**

402

Sites: 377 operating plus 25 contracted

25.0%

Gross profit margin

▲ **from 24.8%**

$2.31M

Statutory net profit

▲ **from a $3.49M loss**

$1.62M

Core earnings

▲ **up 20%**

0.5%

Debt to total assets

▼ **from 10.4%**

AUDIT OUTCOME *Unmodified opinion for FY2026, no material uncertainty on going concern, and no material control or disclosure deficiencies reported.*

WHERE WE OPERATE

377 operating sites and 37,501 active service points at 30 June 2026, across Queensland and Northern New South Wales. PowerHub, completed 13 August 2026, extends the footprint into South Australia and Tasmania, and LPE's first Victorian community was contracted on 2 October 2026. Service point counts are measured on the FY2026 basis. Locations indicate presence, not scale.

Source: FY2026 Annual Report and results announcement, 28 August 2026; ASX announcement, 2 October 2026. Core earnings is a non-IFRS measure, reconciled in the FY2026 Annual Report.

We manage, own and operate the utility infrastructure inside communities

Embedded electricity networks

The network inside the community, metered, billed and maintained by LPE.

Hot and cold water

Centralised hot water plant and water metering across residential communities.

Rooftop solar

Solar generation owned by LPE behind the community connection point, supplying residents at lower cost.

Community batteries

Shared storage that holds surplus solar and dispatches it back to the community when demand and prices peak.

Electric vehicle charging

Shared and private charging built into new communities as they are developed.

Metering and billing

The billing platform and customer service across every service point.

HOW IT FITS TOGETHER

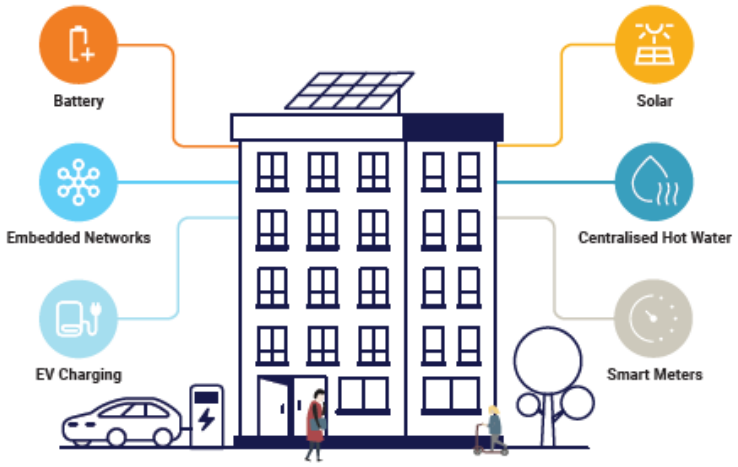

From early strategy and construction, through to long-term operations, we ensure every system works together driving performance across multiple asset classes.

From early strategy and construction through to long-term operations, LPE works to make every system perform together across multiple asset classes.

LPE earns from operating embedded networks, and separately from the utility infrastructure it chooses to fund and own.

Profit and earnings up, costs down

▲ **Net profit up 166% to $2.31M** ▲ **Core earnings up 20%** ▼ **Costs excluding impairment down 3.6%**

$M	FY2025	FY2026	Movement
Statutory net (loss) profit	($3.49M)	$2.31M	▲ 166%
Core earnings	$1.35M	$1.62M	▲ 20%
Gross profit margin	24.8%	25.0%	▲ 0.2 points
Operating costs excluding impairment	($9.41M)	($9.07M)	▼ 3.6%
Revenue	$41.64M	$41.13M	▼ 1.2%
Gross profit	$10.34M	$10.30M	▼ 0.4%
Other income, including interest	$3.19M	$2.64M	▼ 17.2%
Total operating profit	$13.52M	$12.94M	▼ 4.3%

WHY

Lower consumer consumption: Energy volumes across the portfolio were below the prior year, which explains the revenue movement.

Margin held and improved: Gross margin rose to 25.0% from 24.8%.

Procurement locked in: LPE progressively buys energy under 3-year contracts, secured on competitive terms, which holds the energy cost base steady for the contract term.

Cost management: LPE focused on retaining profitable sites and managing its cost base.

Source: FY2026 results announcement and Annual Report, 28 August 2026. Operating costs excluding impairment is non-IFRS; statutory net profit is after impairment of $1.56M (FY2025: $7.60M, Note 5e). Green is favourable, red unfavourable.

Gross profit held at $10.3M as revenue eased and margin rose to 25.0%

Revenue to gross profit, FY2026, $M

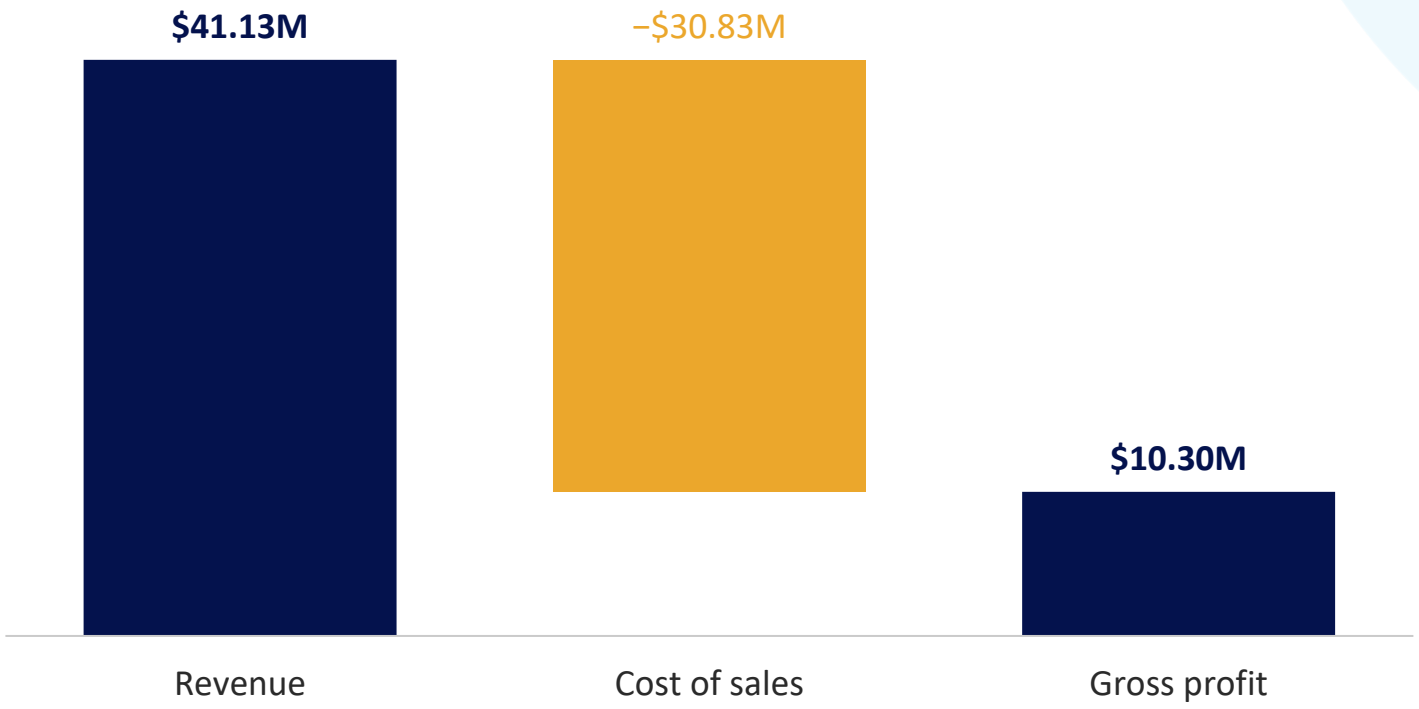

WHY GROSS PROFIT IS THE MEASURE

- **The base for growth:** each new service point adds to the $10.3M of gross profit, not just to revenue.
- **Revenue tracks prices and volumes:** LPE buys energy at bulk rates and sells it at a margin, so revenue moves with energy prices and consumption.
- **Margin held:** gross profit fell 0.4% against a 1.2% fall in revenue, lifting margin to 25.0% from 24.8%.

Cost of sales is revenue less gross profit. Gross profit excludes unrealised derivative gains and losses. Source: FY2026 Annual Report and results announcement, 28 August 2026.

Revenue stabilised, margin held and core earnings have improved

Revenue

$M

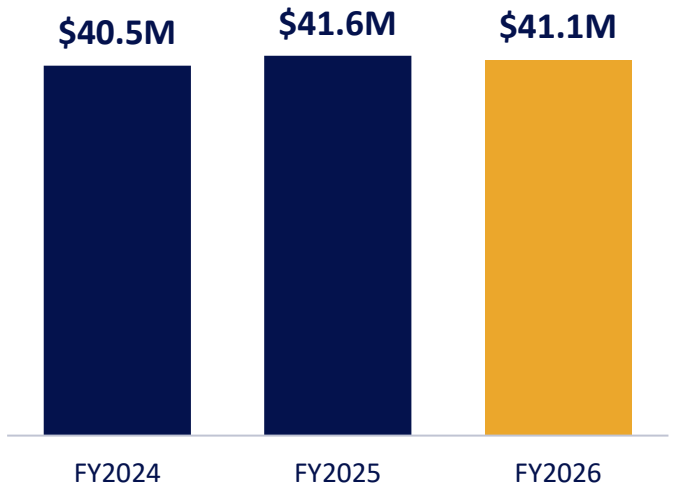

Gross margin

% of revenue, excluding unrealised derivatives

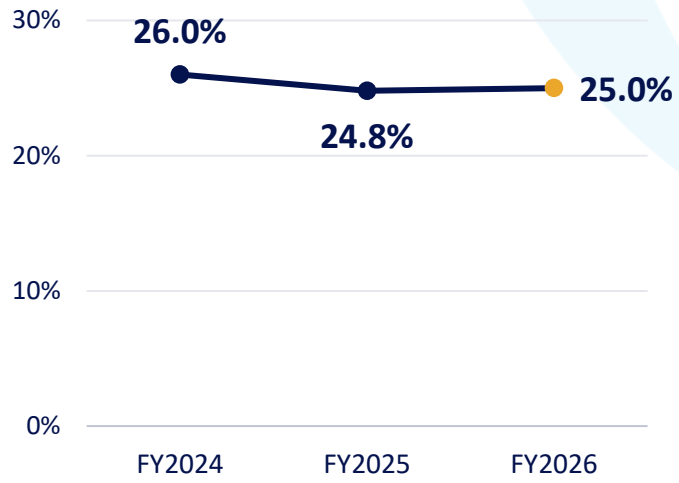

Core earnings

$M, non-IFRS, reported on this basis from FY2024*

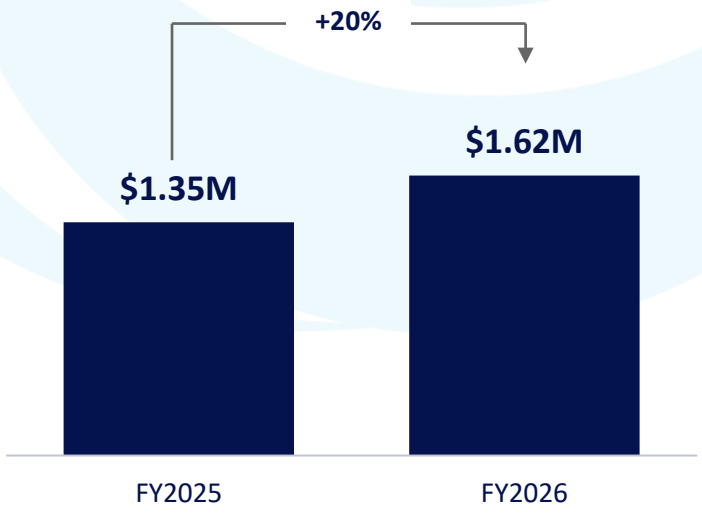

Revenue is stable. It has held between $40.5M and $41.6M for 3 years, moving with energy prices and consumption because LPE buys energy at bulk rates and sells it at a margin.

Margin held. It has averaged 25.3% over the last 3 years. As more communities add LPE-owned infrastructure, fixed daily charges are expected to make a growing share of cash and income independent of consumption.

Earnings grew on a stable base. Core earnings rose 20%, from $1.35M to $1.62M, and LPE returned to statutory profit on the same revenue base.

* Core earnings is a non-IFRS measure and has not been audited or reviewed: statutory net profit after tax adjusted for items the Board does not expect to recur. Reconciliation in the FY2026 Annual Report. Gross margin excludes unrealised derivative gains and losses.

Deleveraging took borrowings from $3.94M to $0.10M in 2 years

BORROWINGS, $M, AT 30 JUNE

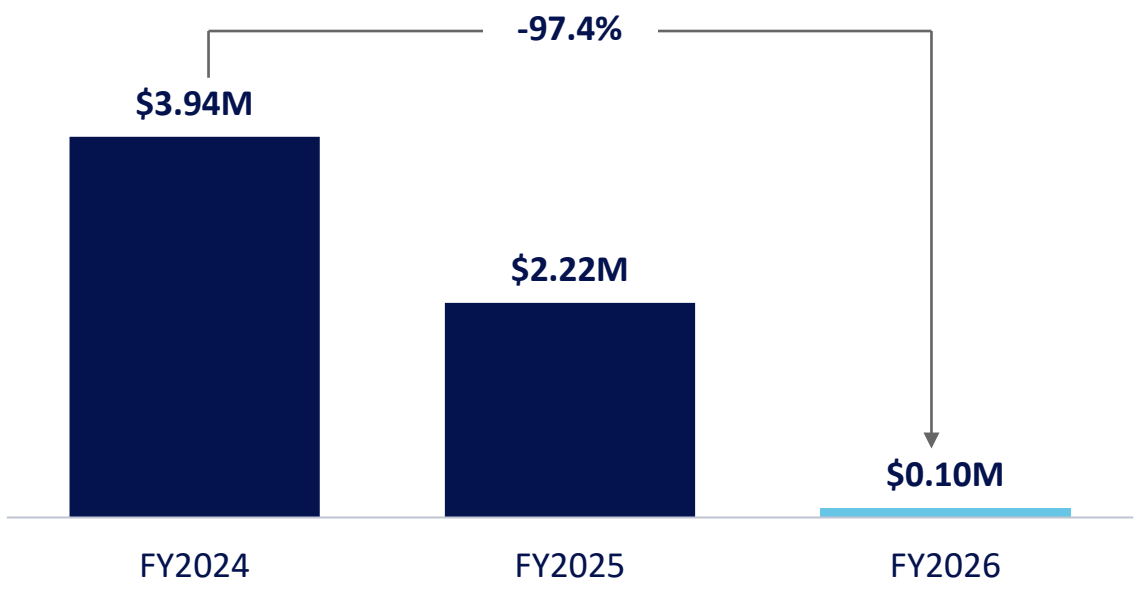

Debt to total assets: 17.5%, 10.4%, 0.5% (FY2024 to FY2026)

Balance sheet at 30 June	FY2025	FY2026
Borrowings	$2.22M	$0.10M
Debt to total assets	10.4%	0.5%
Net tangible assets	$6.76M	$9.32M
Net tangible assets per share	3.73c	5.11c
Total equity	$7.34M	$9.75M
Cash available	$4.45M	$4.79M

Cost of senior debt
Almost halved

on the $7.2M Westpac facility executed 7 August 2026, after balance date

LPE enters its growth phase with the capacity to borrow, which is the point of having spent 2 years not borrowing.

Borrowings are current plus non-current at 30 June. FY2024 and FY2025 as published. Source: FY2026 Annual Report and results announcement.

Service, cash receipts and engagement all improved through FY2026

39

Net Promoter Score

▲ **up 28 points, Verian survey of 1,735 customers**

51

Days sales outstanding

6 days or 11% improvement

74%

Employee engagement

▲ **from 59%**

THE OPERATING BASE

Agreements

175 infrastructure agreements in place at 30 June 2026. Renewals repriced against LPE's return thresholds.

Credit and collections

Bad debt within budget; days sales outstanding improved.

Energy procurement

Progressive 3-year wholesale supply contracts secured on competitive terms.

Contracted pipeline

Activation follows developer construction timing; contracted sites not yet live carry into FY2027.

Service quality, billing discipline and engagement all moved the same way in FY2026, and they form the operating base the growth pipeline lands on.

Source: FY2026 Annual Report and results announcement, 28 August 2026. Net Promoter Score measured by Verian.

2.0

Operational update

What LPE has signed, what it costs to build, and how fast it converts.

Two income streams: embedded network sales, and a return on infrastructure

LPE operates embedded networks, earning a margin on the energy and water it sells to residents.
Where LPE also funds and owns the utility infrastructure inside a community, it earns a return on that capital as well.
The two streams are independent: some communities are network sales only, some are infrastructure only, and many are both.

1

SIGN

LPE signs a long-dated agreement with the developer or asset owner.

2

BUILD

LPE funds and installs the network, metering, hot water, solar and charging in stages as the community is built, so not all capital is needed upfront.

3

ACTIVATE

Service points go live as homes are completed and occupied. Timing follows the developer's programme.

4

EARN

Network sales earn a margin on energy and water for the life of the agreement. Owned infrastructure earns a fixed daily charge that returns the capital invested.

5

RENEW

At expiry, the agreement is renewed, repriced against LPE's return thresholds, or released.

Capital is staged with the build, not all upfront

The asset is the network, not the customer

Revenue is contracted, recurring and long-dated

Growth is visible before it is earned

Growth comes from three engines: renewals, acquisitions and new build

Growth comes from three places, and they carry different capital, different risk and different timing.

RENEWALS

Retaining and repricing network sales and, where LPE owns the infrastructure, the infrastructure charge, as agreements expire.

37,501

active service points to defend and reprice

- Renewals are a recurring and material workstream rather than an event.
- LPE's return thresholds govern every renewal, and service points that did not meet them were released from the portfolio during FY2026.

ACQUISITIONS (BROWNFIELD)

Acquiring operators and networks that already exist and already earn.

4,667

service points acquired since end of financial year

- PowerHub completed 13 August 2026: 4,642 service points, extending LPE into South Australia and Tasmania.
- $2.8M paid at completion from existing reserves, with up to $3.0M contingent on pipeline execution and site activation.
- New service points activate onto the platform LPE already operates, for example 25 service points at LPE's first retail shopping centre, Parkhurst Town Centre.

NEW BUILD (GREENFIELD)

Contracting new communities as network operator, infrastructure owner, or both.

5,422

service points contracted through strategic partnerships

- 27 agreements of 10 years across 20 sites became operational in FY2026.
- The partnerships announced 15 July 2026 cover 18 sites, more than 3,000 new homes and an estimated $5.8M of capital investment.
- The partnerships announced 2 October 2026 cover 3 sites, 747 service points, expansion into Victoria and an estimated $1.3M of capital investment.

39,883 service points at 30 June 2026; up to 10,089 more announced since

SERVICE POINTS, FIRM AND ANNOUNCED PIPELINE

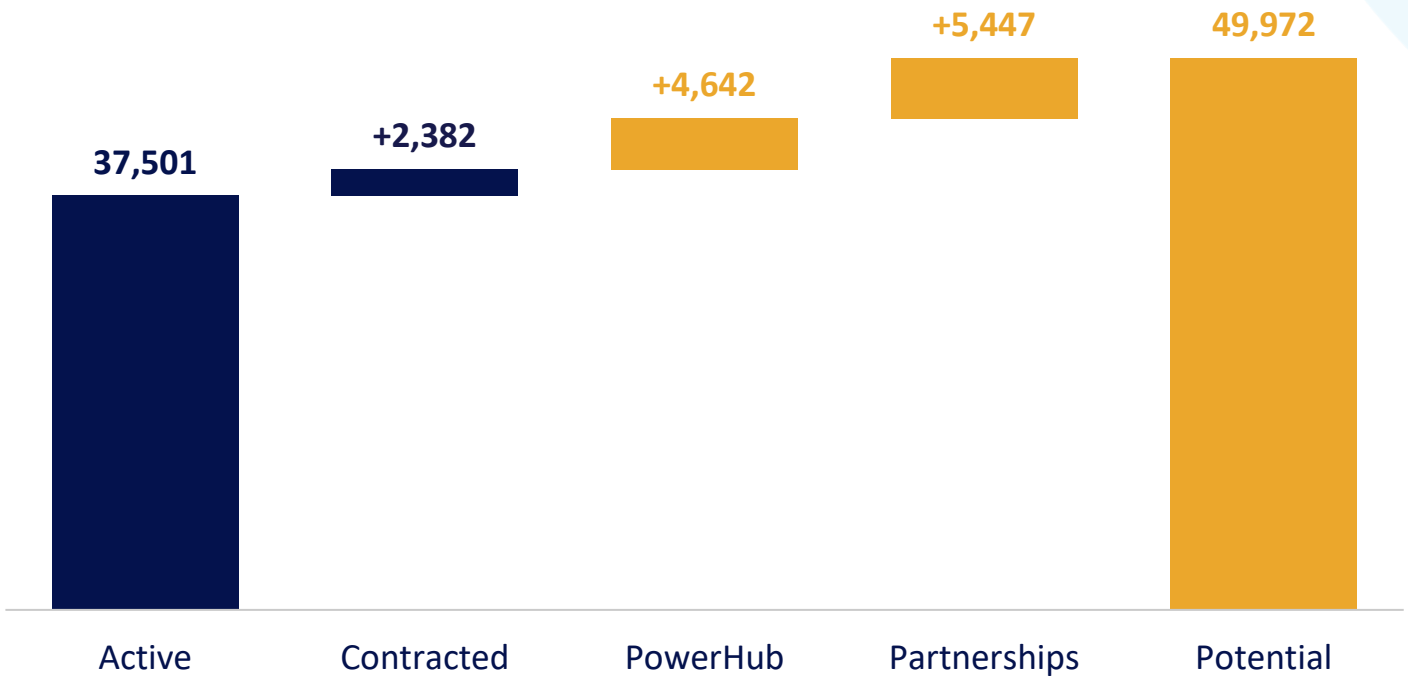

FIRM AT 30 JUNE 2026

39,883 service points

37,501 active plus 2,382 contracted

402 sites

377 operating plus 25 contracted

ANNOUNCED SINCE YEAR END

up to 10,089 service points

PowerHub: 4,642 at acquisition

Partnerships: 5,447 across 21 sites

Range: 39,883 firm, rising to 49,972 if every announced service point is delivered. Only the 37,501 active earned in FY2026.

The figures describe a pipeline, not a forecast. The pools are measured on different bases and dates: PowerHub counts are as announced and being realigned to LPE's definitions; partnership figures are the developer's estimate at completion; master services points are counted only as service orders are issued. Delivery is staged with each developer's construction programme, and LPE cannot reliably estimate its timing. Definitions in the FY2026 Annual Report. Source: FY2026 Annual Report; ASX announcements 15 July, 13 August and 2 October 2026.

Agreements are twice as long and 2.6x larger than the existing portfolio

TARGETED AGREEMENT LIFE, YEARS

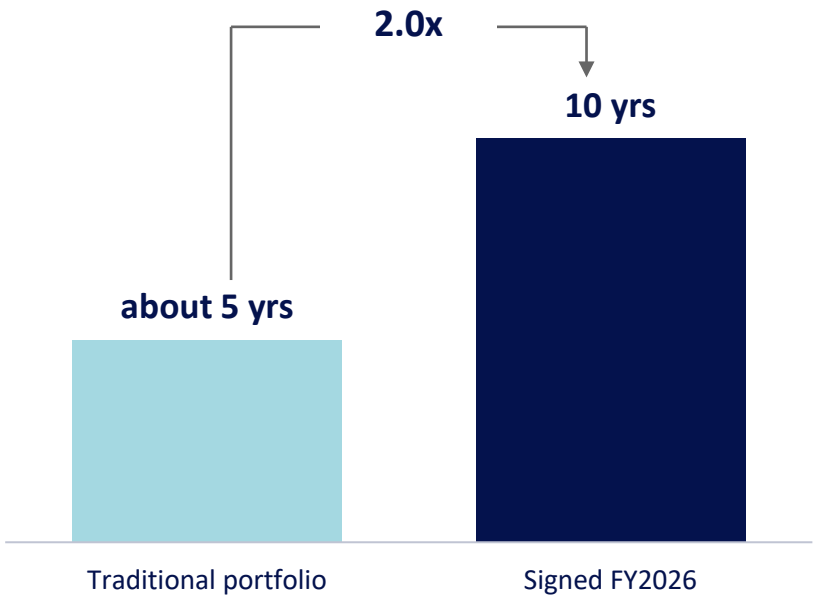

SERVICE POINTS PER COMMUNITY, AVE

27 infrastructure agreements of 10yrs, across 20 sites, became operational in FY2026.

4.9yrs weighted average remaining agreement term (WALE) at 30 June 2026

Longer agreements and larger communities lengthen both income streams and, where LPE owns the infrastructure, the capital earns for longer before it is re-priced.

Cohort figures are as announced; service points at completion are the developer's estimate. Existing portfolio figures are FY2025 averages, and its agreement life is approximate. Source: ASX announcements 15 July and 2 October 2026; FY2026 Annual Report. LPE has not published a return on infrastructure capital and the WALE listed above refers only to the 175 sites under infrastructure works agreements (IWA) at 30 June 2026

PowerHub: 4,642 service points, half paid only on activation

SERVICE POINTS ACQUIRED, BY STATUS AT COMPLETION

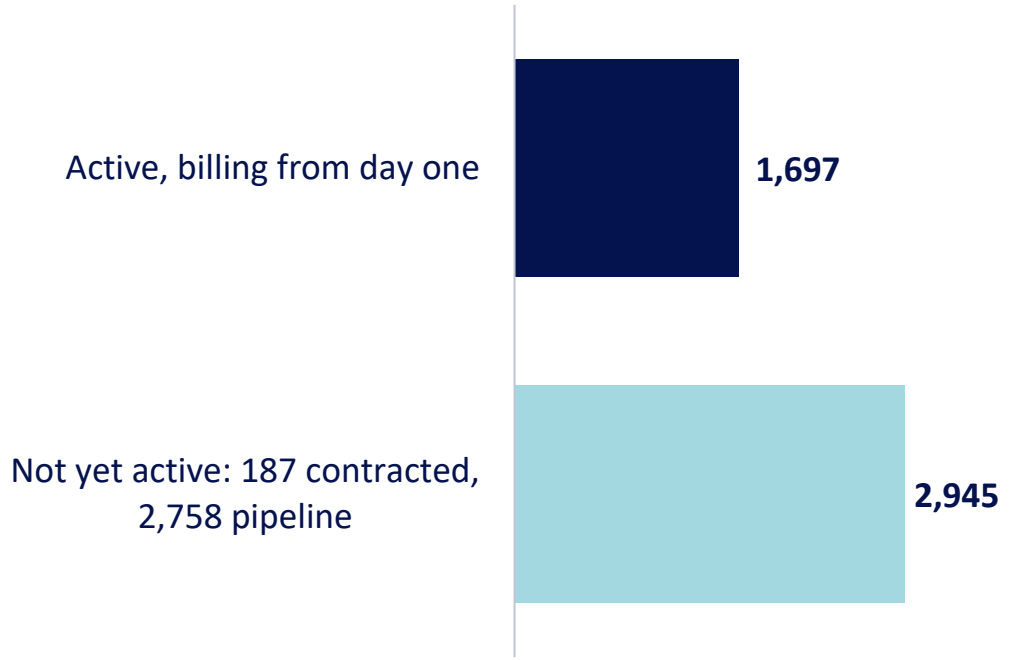

CONSIDERATION, $M

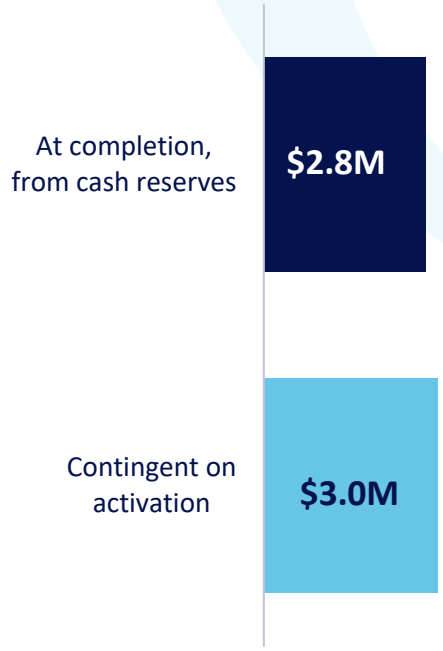

52%

of the up to $5.8M consideration is contingent, payable only as the 2,758 pipeline service points are activated within 5 years.

$2.8M

paid at completion from existing reserves, for the 1,697 service points already billing, as well as the 187 contracted service points.

Timing and funding: completed 13 August 2026, funded from existing reserves with no shares issued or dilution.

Service point counts are as announced and are being realigned to LPE's service point definitions; site counts are not presented. Contingent share is $3.0M of $5.8M. Source: ASX announcement 13 August 2026.

Four announcements since 30 June show the strategy being executed

15 July 2026

Three strategic development partnerships

- 18 sites and about 4,700 service points at completion
- Affordable housing, townhouses and land lease
- Shift from energy on-selling to infrastructure investment

7 August 2026

$7.2M Westpac facility

- Cost of senior debt almost halved
- Longer tenor and a single lender
- Funds the contracted growth pipeline

13 August 2026

PowerHub acquisition

- 4,642 service points, into South Australia and Tasmania
- $2.8M paid from reserves, no shares issued
- Balance payable only as the pipeline activates

2 October 2026

Three new long-term agreements

- First Victorian community, on a 15-year term
- First shopping centre, with LPE's largest solar system to date
- Further land lease growth in regional Queensland

3.0

LPE GROWTH DRIVERS

Renewals, acquisitions and greenfield, onto one operating platform.

Every LPE state is adding people, and national housing supply is rising

Population growth by state

persons added, year to 31 March 2026 (annual growth rate in brackets)

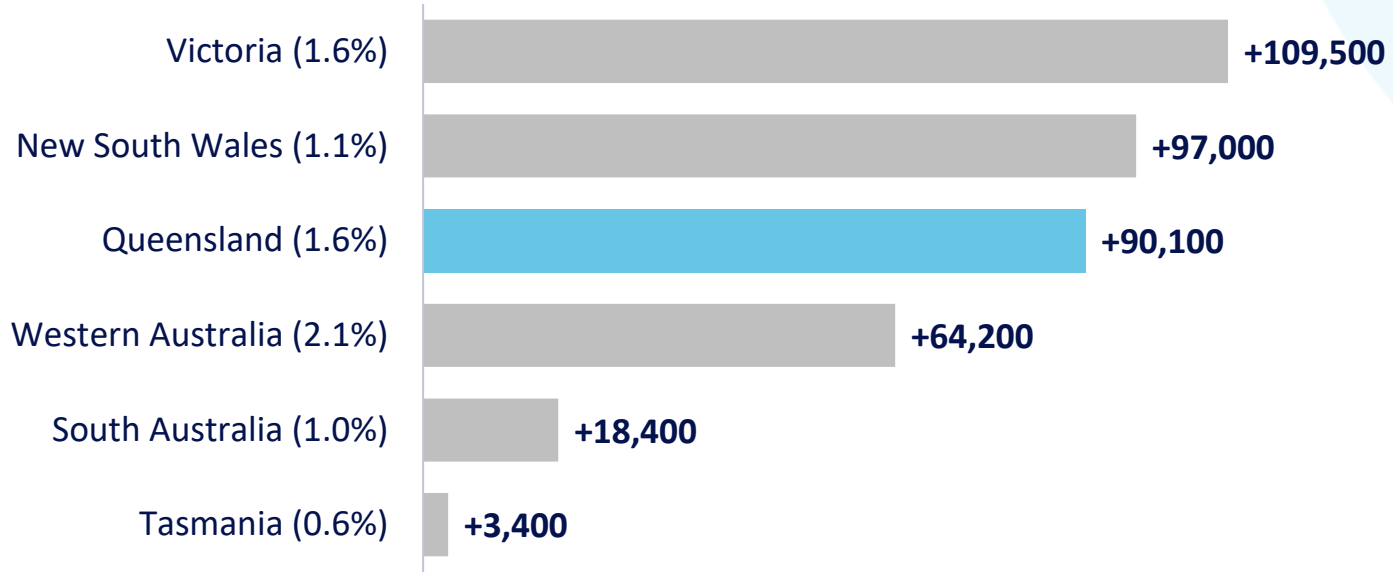

LPE footprint: QLD and NSW operating; South Australia and Tasmania entered with PowerHub, 13 August 2026; Victoria entered with the first contracted community, 2 October 2026. Western Australia is not served.

+392,700

Australians added in the year to 31 March 2026, up 1.4%

Net overseas migration supplied 74% of the growth

18,200

dwellings approved a month nationally, August 2026 trend

▲ 9.1% on a year earlier; 244,000 under construction

48,778

apartments approved nationally in 2025-26

▲ 13.2%, the most since 2017-18

Every new resident and approved dwelling is a potential service point; the shift to apartments and master-planned estates lands directly in LPE's target markets.

Population: ABS, National, state and territory population, March 2026, released 17 September 2026. Dwelling approvals: ABS, Building Approvals, Australia, August 2026, trend estimate; apartments for 2025-26 from the June 2026 release. Homes under construction and Accord completions: National Housing Supply and Affordability Council, Quarterly Report, August 2026. Third-party information has not been independently verified by LPE and is not a forecast of LPE's growth.

Every new community and acquisition must pass the same four tests

TEST 1

Strategic fit

Does it extend LPE's portfolio in a market it serves or is entering?

FY2026 PROOF **PowerHub**

Acquired August 2026: four communities and 4,642 service points in states LPE serves or is entering (SA, Tasmania).

TEST 2

Return

Does it clear the return threshold once risk is priced in?

FY2026 PROOF **Longer terms**

27 infrastructure agreements of 10 years became operational, each priced against the return threshold.

TEST 3

Risk

Is the counterparty, contract and delivery risk one LPE can carry?

FY2026 PROOF **Staged funding**

Network capital is released as homes are built, so LPE carries delivery risk in steps, not up front.

TEST 4

Delivery

Can LPE integrate and run it well, adding people only where returns support it?

FY2026 PROOF **One platform**

New service points land on billing, procurement and service LPE already runs; people added only where returns support it.

Capital goes to growth that passes all four tests first; how the surplus is returned is on the next slide.

Capital Allocation: growth funded first, then buy-back, then dividends

CAPITAL PRIORITIES, IN ORDER

1. Fund the contracted infrastructure pipeline
2. Integrate PowerHub and convert its pipeline
3. Selective acquisitions that pass all four tests
4. Return capital through the buy-back

DEBT

$7.2M

Westpac facility executed 7 August 2026

- Borrowings reduced from $3.94M to $0.10M over two years before refinancing
- Cost of senior debt almost halved; capacity to fund the contracted pipeline

BUY-BACK

On-market

buy-back announced, funded from operating cash flow

- Funded from operating cash flow and existing reserves, not growth capital
- Orderly on-market liquidity for shareholders

DIVIDEND TEST

$45.14M

accumulated losses at 30 June ‘26, down from $47.55M

- No dividend until accumulated losses are recovered
- Unrecognised deferred tax asset as at 30 June 2026 of $5.31M
- FY2026 earnings decreased the gap; contracts since year end shorten it further

Growth capital comes first; the buy-back and, later, dividends are funded from what the operating base earns.

Borrowings are current plus non-current at 30 June. Accumulated losses per the FY2026 Annual Report. Source: FY2026 Annual Report and results announcement, 28 August 2026; ASX announcements 7 August 2026 (Westpac facility) and buy-back announcement.

4.0

FY2027 AND BEYOND

Housing growth, regulatory change and the FY2027 priorities.

FY2027 AND BEYOND

Four FY2027 priorities convert FY2026 contracts into recurring revenue

Turn the capital committed and contracts signed in FY2026 into recurring revenue. The four priorities, in order:

01

Serve and earn

Service delivery to customers while improving core earnings.

02

Grow via partnerships

Maintain momentum on growth through partners, including land lease and Build-to-Rent.

03

Integrate and target

Deliver the PowerHub benefits while testing the market for new growth opportunities.

04

Build the platform

Invest in a scalable core technology stack where revenue outgrows cost.

No numeric guidance for FY2027: the measure of the year is contracted service points becoming active ones.

FY2027 priorities as published in the FY2026 Annual Report and results announcement, 28 August 2026. LPE has given no guidance for FY2027.

Key takeaways

Profitable

Back in statutory profit at $2.31M, with core earnings up 20% to $1.62M on a stable $41M revenue base.

Funded

Borrowings down to $0.10M, a $7.2M Westpac facility in place and the cost of senior debt almost halved.

Contracted

39,883 service points firm at 30 June and up to 10,089 more announced since, on longer term agreements and larger communities.

Converting

FY2027 turns contracted service points into active ones as developers deliver homes, funding the buy-back from what the base earns.

FY2026 profit came from the active base alone: the 2,382 contracted and up to 10,089 announced service points did not contribute.

Questions

QUESTIONS

Five questions we expect, and who will answer them

01	LEADERSHIP	**Who is leading LPE while the Board searches for a new CEO?**	*Craig*
02	BIOHUB LOAN	**Will any of the BioHub money come back, and what has changed since?**	*Sandra, Craig*
03	SCALE AND CONVERSION	**How big is the business today, and how much of the pipeline turns into earnings?**	*James*
04	MARGINS	**Competition and regulation are both tightening. Can LPE hold its margins?**	*James*
05	CAPITAL	**Why buy back shares instead of funding growth, and when is a dividend coming?**	*Craig*

Please provide additional questions via Investor Hub.

Board and executive leadership

BOARD

Craig Chambers
Chair

David Jarjoura
Non-executive director

Nicole Noye
Non-executive director

Andrew Vlachos
Non-executive director

EXECUTIVE

Sandra Pienaar
Chief Financial Officer

James Harvey
Group Executive, Development and Sales

Alan Daly
Chief Commercial Officer

The three executives jointly lead the Company as an interim Office of the CEO, reporting to the Chair, while the Board conducts a search for a permanent Chief Executive Officer.

Thank you

INVESTOR HUB
investorhub.localityenergy.com.au

EMAIL
investors@localityenergy.com.au

WEB
localityenergy.com.au

ENQUIRIES
1300 443 735