

OAKAJEE
CORPORATION

Oakajee Corporation Limited

ABN 79 123 084 453

Annual Report
for the year ended 30 June 2026

Oakajee Corporation Limited
Corporate directory
30 June 2026

Directors	Mr Mark Jones - Managing Director Mr Garry Thomas - Non-Executive Director Mr Gary Watson - Non-Executive Director Mr Douglas Rose - Non-Executive Director
Joint company secretaries	Mr Henko Vos Mrs Geraldine Holland
Registered office and principal place of business	39 Clifton Street Nedlands WA 6009 Telephone: +61 8 9389 6032 Facsimile: +61 8 9389 8226
Share register	Automic Group Pty Ltd Level 5, 126 Phillip Street Sydney NSW 2000
Auditor	HLB Mann Judd Level 4, 130 Stirling Street Perth WA 6000
Securities exchange listing	Oakajee Corporation Limited shares are listed on the Australian Securities Exchange (ASX:OKJ)

Oakajee Corporation Limited
Contents
30 June 2026

Directors' report	3
Auditor's independence declaration	17
Consolidated statement of profit or loss and other comprehensive income	18
Consolidated statement of financial position	19
Consolidated statement of changes in equity	20
Consolidated statement of cash flows	21
Notes to the consolidated financial statements	22
Consolidated entity disclosure statement	38
Directors' declaration	39
Independent auditor's report	40
ASX additional information	45

The directors present their report, together with the financial statements, on the consolidated entity (referred to hereafter as the 'Group') consisting of Oakajee Corporation Limited (referred to hereafter as the 'Company' or 'parent entity') and the entities it controlled at the end of, or during, the year ended 30 June 2026.

Directors

The following persons were directors of Oakajee Corporation Limited during the whole of the financial year and up to the date of this report, unless otherwise stated:

Mr Mark Jones
Mr Garry Thomas
Mr Gary Watson
Mr Douglas Rose

Principal activities

During the financial year the principal continuing activities of the Group consisted of exploration and development activities in Australia.

Review of operations

The loss for the Group after providing for income tax amounted to $543,170 (30 June 2025: $528,690).

During the period, Oakajee Corporation Ltd (**Oakajee**, **OKJ** or **the Company**) continued with the regional exploration of its Paynes Find project in Western Australia.



Figure 1 - Paynes Find Project location.

Paynes Find Project – Western Australia

Oakajee Corporation Ltd (**"Oakajee"** or **"the Company**") completed Aircore (**AC**) drilling in October 2025 at the Paynes Find Gold Project in Western Australia. A total of 28 drill holes were completed to follow up and extend previously intersected gold mineralisation at the Paynes Find South target (*refer ASX Announcements 19th February 2024 and 6th October 2025*). The program revealed a new gold mineralised shear zone on the western side of the drilling. This zone is along an NNW trending interpreted mafic / felsic contact concealed beneath about 20m of lake clay and gravel.

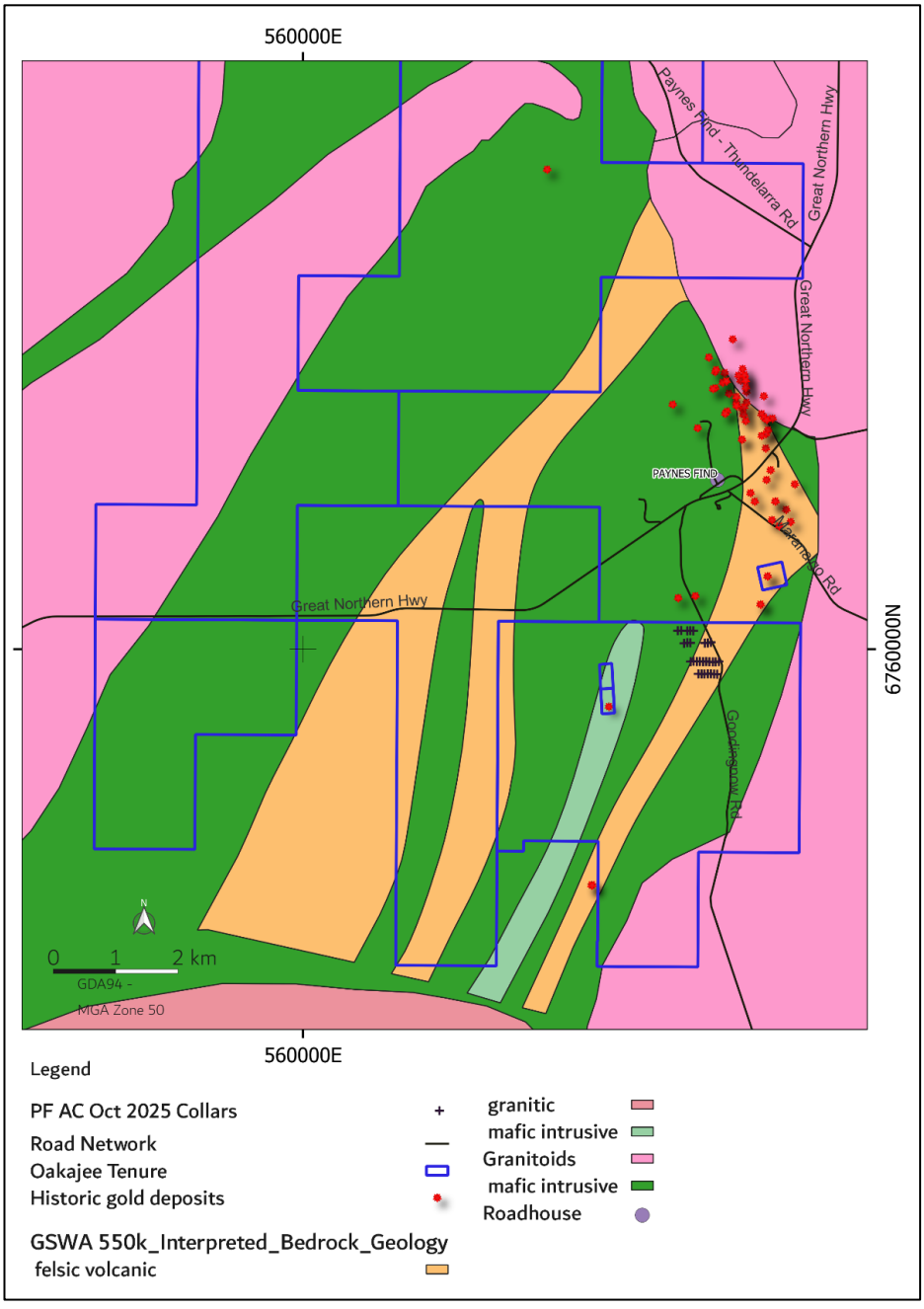

Figure 2 - Paynes Find tenure and drill-hole collars over magnetic Image-tmirtp1vd.

AC Drilling Program

Two lines of 50m spaced drill holes were completed 300m and 500m further south. A new gold mineralisation zone (925ppb Au, PFAC122 and 100ppb Au, PFAC 123) associated with sheared mafic rocks was intersected on the western end of the drill line (Figure 3). The mineralisation is interpreted to strike NNW and to be close to granite contact which is thought to be immediately to the west. The mineralisation is currently open to the north, south and west. The target strike length is about 2km concealed beneath up to 20m of lake clay and gravel (Figure 4).

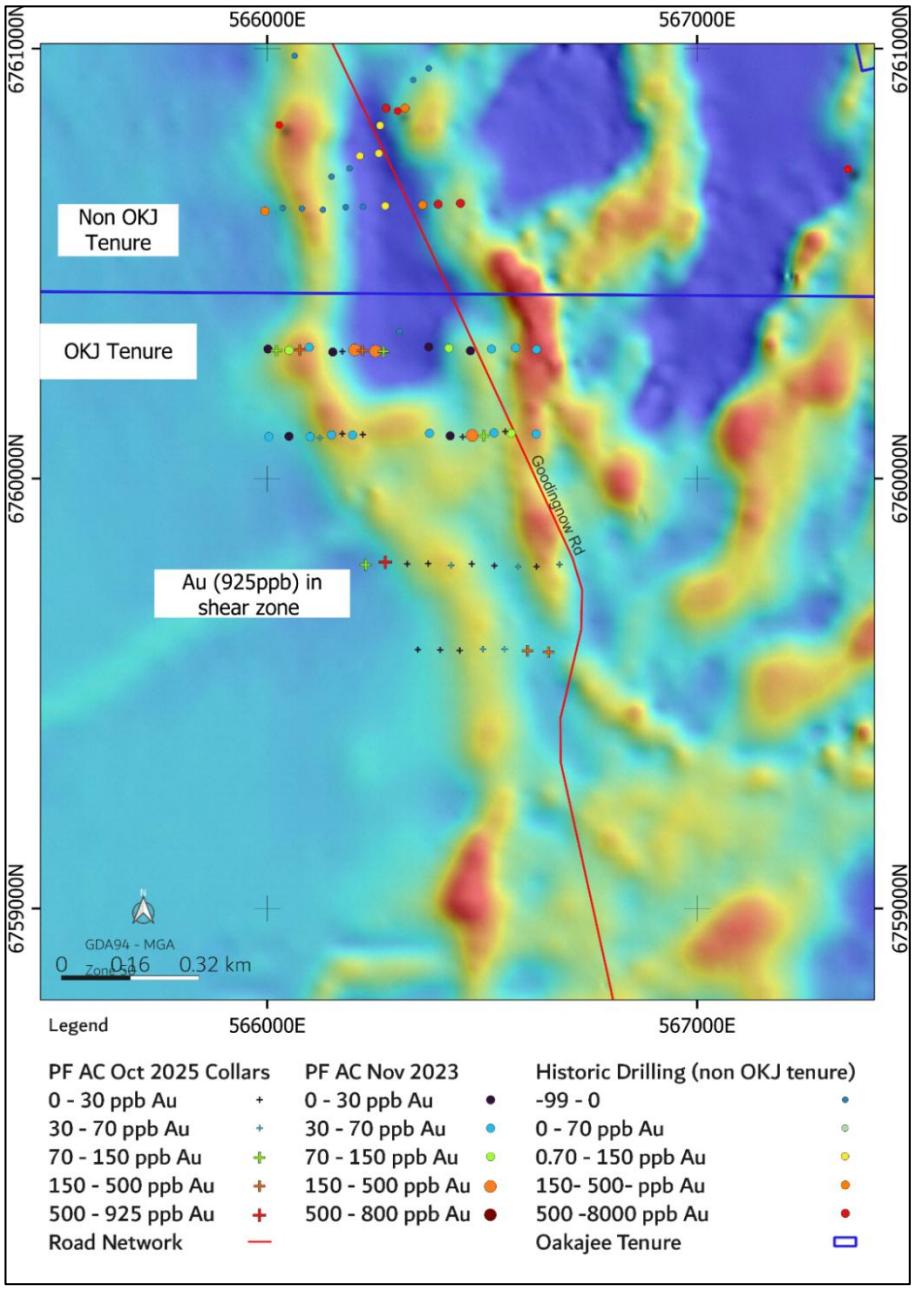

Figure 3 - Aircore drill-hole collars coloured by Au ppb over TMI1VD magnetic image.

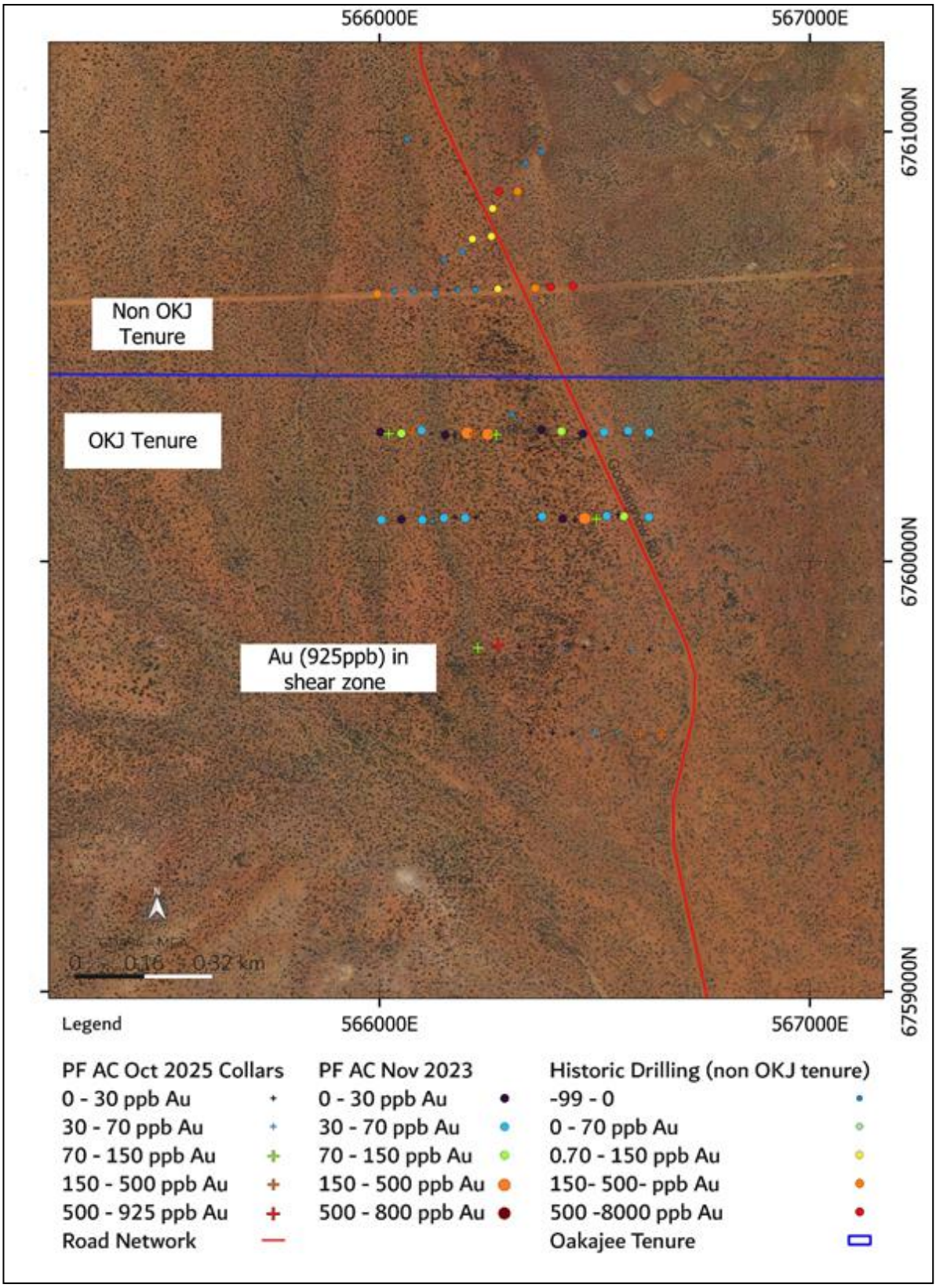

Figure 4 - Aircore drill-hole collars coloured by Au ppb over a terrain image.

Table 1 - Gold results >100ppb

Hole ID	From (m)	To (m)	Interval (m)	Au ppb	Pathfinder element association	Geology
PFAC103	44	48	4	120	Bi-Cu	Lower saprolite gabbro
PFAC104	36	40	4	498	As-Bi-Cu-Co-W	Lower saprolite gabbro
PFAC106	32	35 EOH	3	352	Cu-Co	Massive weakly oxidised gabbro
PFAC122	**36**	**40**	**5**	**925**	**Bi-Cu-Co**	**Saprolite sheared basalt**
PFAC123	**56**	**57 EOH**	**1**	**100**	**Bi-Cu**	**Weakly oxidised moderately sheared basalt**
PFAC124	16	20	4	159	As-Cu-Co-W	Silcrete and saprolite gabbro
PFAC125	24	28	4	326	Cu -W	Silcrete and saprolite gabbro

Table 2 - AC Drillhole Collars

HoleID	GDA E	GDA N	RL	Incl	Azm	Depth
PFAC103	566271	6760295	333	-60	90	56
PFAC104	566222	6760297	334	-60	90	56
PFAC105	566175	6760295	335	-60	90	60
PFAC106	566076	6760299	331	-60	90	35
PFAC107	566022	6760297	327	-60	90	52
PFAC108	566554	6760109	302	-60	90	45
PFAC109	566504	6760099	329	-60	90	41
PFAC110	566455	6760097	331	-60	90	36
PFAC111	566223	6760102	328	-60	90	41
PFAC112	566175	6760104	327	-60	90	33
PFAC113	566123	6760094	324	-60	90	39
PFAC114	566680	6759800	320	-60	90	36
PFAC115	566627	6759795	330	-60	90	48
PFAC116	566584	6759795	329	-60	90	39
PFAC117	566529	6759797	330	-60	90	43
PFAC118	566476	6759801	332	-60	90	48
PFAC119	566428	6759798	332	-60	90	53
PFAC120	566375	6759802	330	-60	90	42
PFAC121	566326	6759801	327	-60	90	43
PFAC122	566275	6759805	331	-60	90	45
PFAC123	566229	6759799	332	-60	90	57
PFAC124	566655	6759596	332	-60	90	42
PFAC125	566606	6759599	332	-60	90	33
PFAC126	566553	6759603	340	-60	90	45
PFAC127	566502	6759603	336	-60	90	46
PFAC128	566448	6759600	331	-60	90	57
PFAC129	566403	6759601	332	-60	90	45
PFAC130	566351	6759602	334	-60	90	42

Following the end of the period, the Company completed a successful follow-up AC drilling campaign test strike extensions. Results were released to ASX on 28 September 2026 and planning for a more extensive drilling program will commence shortly.

Compliance Statement

The information in this report that relates to Exploration Results is based on information compiled by Mr Reginald Beaton who is a Member of the Australian Institute of Geoscientists. Mr Beaton is an employee of Oakajee Corporation Limited and has sufficient experience which is relevant to the style of mineralisation under consideration to qualify as a Competent Person as defined in the 2012 Edition of the 'Australian Code for Reporting of Exploration Results, Mineral Resources and Ore Reserves'. Mr Beaton consents to the inclusion in the report of the matters based on the information compiled by him, in the form and context in which it appears. All technical information in this report has previously been released to ASX.

No New Information

To the extent that this announcement contains references to prior exploration results which have been cross referenced to previous market announcements made by the Company, unless explicitly stated, the Company confirms that it is not aware of any new information or data that materially affects the information included in the relevant market announcements.

Forward Looking Statement

This report contains forward looking statements concerning the projects owned by Oakajee Corporation Limited. Statements concerning mining reserves and resources may also be deemed to be forward looking statements in that they involve estimates based on specific assumptions. Forward-looking statements are not statements of historical fact and actual events and results may differ materially from those described in the forward looking statements as a result of a variety of risks, uncertainties and other factors. Forward looking statements are based on management's beliefs, opinions and estimates as of the dates the forward looking statements are made and no obligation is assumed to update forward looking statements if these beliefs, opinions and estimates should change or to reflect other future developments.

Operating and Financial Risk

The Group's activities have inherent risk and the Board is unable to provide certainty as to the expected results of activities, or that any or all of the likely activities will be achieved. The material business risks faced by the Group that could influence the Group's future prospects, and how the Group manages these risks, are detailed below.

Operational Risk

The Company may be affected by various operational factors. In the event that any of these potential risks eventuate, the Company's operational and financial performance may be adversely affected. No assurances can be given that the Company will achieve commercial viability through the successful exploration and/or mining of its tenement interest. Until the Company is able to realise value from its projects, it is likely to incur ongoing operating losses. The operations of the Company may be affected by various factors, including failure to locate or identify mineral deposits, failure to achieve predicted grades in exploration and mining, operational and technical difficulties encountered in mining, insufficient or unreliable infrastructure such as power, water and transport, difficulties in commissioning and operating plant and equipment, unanticipated metallurgical problems which may affect extraction costs, adverse weather conditions, industrial and environmental accidents, industrial disputes and unexpected shortages or increases in the costs of consumables, spare parts, plant and equipment.

The Company's Mineral Resource estimates are made in accordance with the 2012 edition of the JORC Code. Mineral resources are estimates only. An estimate is an expression of judgement based on knowledge, experience and industry practice. Estimates which were valid when originally calculated may alter significantly when new information or techniques become available. In addition, by their very nature, resource estimates are imprecise and depend to some extent on interpretations, which may prove to be inaccurate.

The tenements are at various stages of exploration, and potential investors should understand that mineral exploration and development are speculative and high-risk undertakings that may be impeded by circumstances and factors beyond the control of the Company.

There can no assurance that exploration of the Tenements, or any other exploration properties that may be acquired in the future, will result in the discovery of an economic mineral resource. Even if an apparently viable deposit is identified, there is no guarantee that it can be economically exploited.

There is no assurance that exploration or project studies by the Company will result in the definition of an economically viable mineral deposit or that the exploration tonnage estimates, and conceptual project developments are able to be achieved. In the event the Company successfully delineates economic deposits on any Tenement, it will need to apply for a mining lease to undertake development and mining on the relevant Tenement. There is no guarantee that the Company will be granted a mining lease if one is applied for and if a mining lease is granted, it will also be subject to conditions which must be met.

Further Capital Requirements

The Company's projects may require additional funding in order to progress activities. There can be no assurance that additional capital or other types of financing will be available if needed to further exploration or possible development activities and operations or that, if available, the terms of such financing will be favourable to the Company.

Native Title and Aboriginal Heritage

There are areas of the Company's projects over which legitimate common law and/or statutory Native Title rights of Aboriginal Australians exist. Where Native Title rights do exist, the Company must obtain consent of the relevant landowner to progress the exploration, development and mining phases of operations. Where there is an Aboriginal Site for the purposes of the Aboriginal Heritage legislation, the Company must obtain consents in accordance with the legislation.

The Company's Activities are Subject to Government Regulation and Approvals

The Company is subject to certain Government regulations and approvals. Any material adverse change in government policies or legislation in Western Australian and Australia that affect mining, processing, development and mineral exploration activities, export activities, income tax laws, royalty regulations, government subsidiaries and environmental issues may affect the viability and profitability of any planned exploration or possible development of the Company's portfolio of projects.

Global Conditions

General economic conditions, movements in interest and inflation rates and currency exchange rates may have an adverse effect on the Company's exploration, development and production activities, as well as on its ability to fund those activities. General economic conditions, laws relating to taxation, new legislation, trade barriers, movements in interest and inflation rates, currency exchange controls and rates, national and international political circumstances (including outbreaks in international hostilities, wars, terrorist acts, sabotage, subversive activities, security operations, labour unrest, civil disorder, and states of emergency), natural disasters (including fires, earthquakes and floods), and quarantine restrictions, epidemics and pandemics, may have an adverse effect on the Company's operations and financial performance, including the Company's exploration, development and production activities, as well as on its ability to fund those activities.

General economic conditions may also affect the value of the Company and its market valuation regardless of its actual performance.

Dividends

There were no dividends paid, recommended or declared during the current or previous financial year.

Significant changes in the state of affairs

There were no significant changes in the state of affairs of the Group during the financial year.

Matters subsequent to the end of the financial year

No matter or circumstance has arisen since 30 June 2026 that has significantly affected, or may significantly affect the Group's operations, the results of those operations, or the Group's state of affairs in future financial years.

Likely developments and expected results of operations

Information on likely developments in the operations of the Group and the expected results of operations have not been included in this report because the directors believe it would be likely to result in unreasonable prejudice to the Group.

Environmental regulation

The Group is subject to and is compliant with all aspects of environmental regulation of its exploration and mining activities. The Directors are not aware of any environmental law that is not being complied with.

Information on directors

Name:	Mark Jones
Title:	Managing Director
Qualifications:	BA in Psychology
Experience and expertise:	Mr Jones was previously a Non-Executive Director (Private Clients) of Patersons Securities Limited, one of the largest stockbroking firms in Australia and is currently the Chairman of Santa Fe Minerals Limited. He has been instrumental in raising capital for many exploration companies from IPO to production and brings over 30 years of mining and stock market experience. Mr Jones has been a Director of the Company since July 2008.
Other current directorships:	Santa Fe Minerals Limited (since 27 May 2011)
Former directorships (last 3 years):	None
Special responsibilities:	None
Interests in shares:	6,400,000
Name:	Garry Thomas
Title:	Non-Executive Director
Qualifications:	Associateship in Civil Engineering
Experience and expertise:	Mr Thomas is a Civil Engineer with over 35 years' experience in civil construction, mine development and operations. He has been involved in the implementation of mining operations in Australia, Indonesia, Laos, Russia, Zimbabwe, Ghana, Zambia, South Africa, Algeria, Mexico and Mali. He has managed the construction and commissioning of over 20 CIL/CIP, flotation and heap leach plants in Australasia, Russia and Africa as well as many plant upgrades. Mr Thomas has been instrumental in the procurement and development of Elemental Minerals Limited's potash project in West Africa. He was also the founding Managing Director of Intermet Engineering Pty Limited, a minerals processing engineering Company, since its inception in Australia in 2001 to its sale in 2008. Mr Thomas has been a Director of the Company since March 2012.
Other current directorships:	None
Former directorships (last 3 years):	Mithril Resources Ltd (ASX:MTH) (17 August 2020 to 30 June 2025)
Special responsibilities:	None
Interests in shares:	6,333,334

Name:	Gary Watson
Title:	Non-Executive Director
Qualifications:	Bachelor of Commerce degree from Curtin University and CFA Charterholder.
Experience and expertise:	Mr Watson has over 20 years of extensive experience in the resources, finance and infrastructure industries. He has held a number of different roles within the resources sector including feasibility studies, project engineering, construction management and operations. Mr Watson also spent several years as a resources focused Equity Analyst at Canaccord Genuity. Mr Watson has been a Director of the Company since August 2017.
Other current directorships:	None
Former directorships (last 3 years):	None
Special responsibilities:	None
Interests in shares:	Nil

Name:	Douglas Rose
Title:	Non-Executive Director
Qualifications:	Bachelor of Commerce degree from Curtin University
Experience and expertise:	Mr Rose is currently the Managing Director of Santa Fe Minerals Limited, an Australian gold and base metals exploration company. Mr Rose was previously a Private Client Adviser with Patersons Securities Limited. He has over 16 years' experience in the financial services industry. Mr Rose has been a Director of the Company since October 2018.
Other current directorships:	Santa Fe Minerals Limited (since 1 July 2013)
Former directorships (last 3 years):	None
Special responsibilities:	None
Interests in shares:	3,145,099

'Other current directorships' quoted above are current directorships for listed entities only and excludes directorships of all other types of entities, unless otherwise stated.

'Former directorships (last 3 years)' quoted above are directorships held in the last 3 years for listed entities only and excludes directorships of all other types of entities, unless otherwise stated.

Company secretaries

Henko Vos – appointed on 17 December 2020

Mr Vos is a member of the Australian Institute of Company Directors (AICD), the Governance Institute of Australia (GIA), and Chartered Accountants in Australia and New Zealand (CAANZ) with more than 20 years' experience working within public practice, specifically within the area of corporate services and audit and assurance both in Australia and South Africa. He holds similar secretarial roles in various other listed public companies in both industrial and resource sectors. He is a Director at Horizon Nexus Partners.

Mrs Geraldine Holland – appointed on 25 October 2024

Geraldine has over 15 years' experience in company secretarial and corporate governance roles, with extensive expertise supporting ASX-listed and unlisted companies in meeting statutory reporting obligations to the ASX and ASIC, including the management of board and shareholder meetings. She holds an MBA (Finance) from UWA and a BA (Hons) in Accounting and Finance, is fluent in Mandarin, and currently serves as Company Secretary for several ASX-listed and unlisted companies.

Meetings of directors

The number of meetings of the Company's Board of Directors ('the Board') held during the year ended 30 June 2026, and the number of meetings attended by each director were:

	Full Board	
	Attended	Held
Mark Jones	2	2
Garry Thomas	2	2
Gary Watson	2	2
Douglas Rose	2	2

Held: represents the number of meetings held during the time the director held office.

The Board works closely together on Company related matters and have formalised relevant matters via 5 circular resolutions during the year.

Remuneration report (audited)

The remuneration report details the key management personnel remuneration arrangements for the Group, in accordance with the requirements of the Corporations Act 2001 and its Regulations.

Key management personnel are those persons having authority and responsibility for planning, directing and controlling the activities of the entity, directly or indirectly, including all directors.

The remuneration report is set out under the following main headings:

- Principles used to determine the nature and amount of remuneration
- Details of remuneration
- Service agreements
- Share-based compensation
- Additional information
- Additional disclosures relating to key management personnel

Principles used to determine the nature and amount of remuneration

The Board of Directors is responsible for determining and reviewing compensation arrangements for the Directors. The Board assesses the appropriateness of the nature and amount of remuneration of such officers on a periodic basis by reference to relevant employment conditions, with the overall objective of ensuring maximum stakeholder benefit from the retention of a high-quality Board.

The Board acts as the Remuneration Committee and assesses the nature and amount of compensation of key management personnel. All remuneration paid to key management personnel is expensed. Any options granted to key management personnel are valued using either the Black-Scholes or binomial option pricing models.

The Board policy is to remunerate Non-Executive Directors at market rates for time, commitment and responsibilities. The Board determines payments to the Non-Executive Directors and will review their remuneration annually, based on market practice, duties and accountability and to ensure their remuneration is competitive in attracting, retaining and motivating people with appropriate skills and experience. Independent external advice is sought where required.

The maximum amount of fees that can be paid to Non-Executive Directors is subject to approval by shareholders at the Annual General Meeting. Fees for Non-Executive Directors are currently fixed at up to $350,000 and are not linked to the performance of the Company. However, to align Directors' interests with shareholder interests, the Directors are encouraged to hold shares in the Company.

Use of remuneration consultants

Due to the size of the Company's operations, the Company has not engaged remuneration consultants to review and measure its remuneration policy and strategy. The Board reviews remuneration strategy periodically and may engage remuneration consultants in future to assist with this process.

Voting and comments made at the Company's Annual General Meeting ('AGM').

At the 21 November 2025 AGM, 100% of the votes received supported the adoption of the remuneration report for the year ended 30 June 2026. The Company did not receive any specific feedback at the AGM regarding its remuneration practices.

Details of remuneration

Amounts of remuneration

Details of the remuneration of key management personnel of the Group are set out in the following tables.

The key management personnel of the Group consisted of the following directors of Oakajee Corporation Limited:

- Mark Jones (Managing Director)
- Garry Thomas (Non-Executive Director)
- Gary Watson (Non-Executive Director)
- Douglas Rose (Non-Executive Director)

2026	Short-term benefits Cash salary and fees $	Post-employment benefits Superannuation $	Total $
Non-Executive Directors:			
Garry Thomas	22,831	2,740	25,571
Gary Watson	22,831	2,740	25,571
Douglas Rose	35,000	4,200	39,200
Executive Director:			
Mark Jones	100,000	12,000	112,000
	180,662	21,680	202,342

2025	Short-term benefits Cash salary and fees $	Post-employment benefits Superannuation $	Total $
Non-Executive Directors:			
Garry Thomas	22,831	2,626	25,457
Gary Watson	22,831	2,626	25,457
Douglas Rose	35,000	4,025	39,025
Executive Director:			
Mark Jones	100,000	11,500	111,500
	180,662	20,777	201,439

No percentage of 2026 and 2025 remuneration paid is performance based with remuneration not linked to any specific performance criteria. No other long-term benefits or equity compensation were granted to key management personnel in 2026 or 2025.

Service agreements

Remuneration and other terms of employment for key management personnel are formalised in service agreements. Details of these agreements are as follows:

Name:	Mark Jones
Title:	Managing Director
Term of agreement:	$100,000 per annum plus statutory superannuation. Termination of employment by either party giving written notice of not less than 3 (three) months' notice. The Group may elect to pay in lieu of notice. At any time during the Employee's employment, should a Change of Control Event occur, the Group must pay the Employee a payment equal to twelve months of the Employee's annual remuneration package.
Name:	Garry Thomas
Title:	Non-Executive Director
Term of agreement:	$22,831 per annum exclusive of statutory superannuation.
Name:	Gary Watson
Title:	Non-Executive Director
Term of agreement:	$22,831 per annum exclusive of statutory superannuation.
Name:	Douglas Rose
Title:	Non-Executive Director
Term of agreement:	$35,000 per annum exclusive of statutory superannuation.

Key management personnel have no entitlement to termination payments in the event of removal for misconduct.

Service agreements with Directors are separate from any responsibility they may have to the Group or the role they perform as a result of their appointment as a Director of the Group.

The Directors may also be paid for travelling and other expenses properly incurred by them in attending, participating in and returning from meetings of the Directors or any committee of the Directors or general meetings of the Group or otherwise in connection with the business of the Group.

A Director may also receive remuneration for performing extra services or making special exertion in going or residing abroad or otherwise for the Group by payment of a fixed sum determined by the Directors which may be either in addition to or in substitution for the Director's usual remuneration.

Share-based compensation

Issue of shares

There were no shares issued to directors and other key management personnel as part of compensation during the year ended 30 June 2026.

Options

There were no options over ordinary shares granted to or vested by directors and other key management personnel as part of compensation during the year ended 30 June 2026.

Additional information

The earnings of the Group for the five years to 30 June 2026 are summarised below:

	2026 $	2025 $	2024 $	2023 $	2022 $
Revenue and other income	3,909	16,018	37,786	28,454	1,622
Loss after income tax	(543,170)	(528,690)	(675,299)	(497,612)	(535,057)

The factors that are considered to affect total shareholders return ('TSR') are summarised below:

	2026	2025	2024	2023	2022
Share price at financial year end ($)	0.05	0.02	0.01	0.01	0.08
Basic earnings/(loss) per share (cents per share)	(0.59)	(0.58)	(0.74)	(0.54)	(0.59)
Diluted earnings/(loss) per share (cents per share)	(0.59)	(0.58)	(0.74)	(0.54)	(0.59)

Additional disclosures relating to key management personnel

Shareholding

The number of shares in the Company held during the financial year by each director and other members of key management personnel of the Group, including their personally related parties, is set out below:

	Balance at the start of the year	Received as part of remuneration	Additions	Disposals/ other	Balance at the end of the year
Ordinary shares					
Mark Jones	6,400,000	-	-	-	6,400,000
Garry Thomas	6,333,334	-	-	-	6,333,334
Gary Watson	-	-	-	-	-
Douglas Rose	3,145,099	-	-	-	3,145,099
	15,878,433	-	-	-	15,878,433

During the year ended 30 June 2026, the Group paid $26,985 (excluding GST) to a Director related entity of Mark Jones for rental of an office premises (30 June 2025: $28,628). As at 30 June 2026, there was $10,398 outstanding balance (30 June 2025 : $8,665).

There were no other related party transactions during the year ended 30 June 2026.

This concludes the remuneration report, which has been audited.

Shares under option

There were no unissued ordinary shares of Oakajee Corporation Limited under option outstanding at the date of this report.

Shares issued on the exercise of options

There were no ordinary shares of Oakajee Corporation Limited issued on the exercise of options during the year ended 30 June 2026 and up to the date of this report.

Indemnity and insurance of officers

The Group currently has Directors and Officers insurance. The Group has entered into deeds with each Director indemnifying each Director against liabilities arising out of their conduct while acting in the capacity of a Director of the Group to the full extent permitted by Corporations Act 2001.

The insurance premium relates to liabilities that may arise from their position as Directors and Officers of the Group, with the exception of conduct involving a wilful breach of duty or improper use of information or position to gain personal advantage.

The Officers covered by the insurance policies are the Directors and the Group Secretary.

The contract of insurance prohibits disclosure of the nature of the liability and the amount of the premium.

Indemnity and insurance of auditor

The Company has not, during or since the end of the financial year, indemnified or agreed to indemnify the auditor of the Company or any related entity against a liability incurred by the auditor.

During the financial year, the Company has not paid a premium in respect of a contract to insure the auditor of the Company or any related entity.

Proceedings on behalf of the Company

No person has applied to the Court under section 237 of the Corporations Act 2001 for leave to bring proceedings on behalf of the Company, or to intervene in any proceedings to which the Company is a party for the purpose of taking responsibility on behalf of the Company for all or part of those proceedings.

Non-audit services

Details of the amounts paid or payable to the auditor for non-audit services provided during the financial year by the auditor are outlined in note 22 to the financial statements.

The directors are of the opinion that the services as disclosed in note 22 to the financial statements do not compromise the external auditor's independence requirements of the Corporations Act 2001 for the following reasons:

- all non-audit services have been reviewed and approved to ensure that they do not impact the integrity and objectivity of the auditor; and
- none of the services undermine the general principles relating to auditor independence as set out in APES 110 Code of Ethics for Professional Accountants issued by the Accounting Professional and Ethical Standards Board, including reviewing or auditing the auditor's own work, acting in a management or decision-making capacity for the Company, acting as advocate for the Company or jointly sharing economic risks and rewards.

Officers of the Company who are former partners of HLB Mann Judd

There are no officers of the Company who are former partners of HLB Mann Judd.

Auditor's independence declaration

A copy of the auditor's independence declaration as required under section 307C of the Corporations Act 2001 is set out immediately after this directors' report.

Auditor

HLB Mann Judd continues in office in accordance with section 327 of the Corporations Act 2001.

This report is made in accordance with a resolution of directors, pursuant to section 298(2)(a) of the Corporations Act 2001.

On behalf of the directors.



Mark Jones
Director

29 September 2026
Perth, WA

HLB MANN JUDD
ADVISORY AND ACCOUNTING

AUDITOR'S INDEPENDENCE DECLARATION

As lead auditor for the audit of the consolidated financial report of Oakajee Corporation Limited for the year ended 30 June 2026, I declare that to the best of my knowledge and belief, there have been no contraventions of:

a) the auditor independence requirements of the *Corporations Act 2001* in relation to the audit; and

b) any applicable code of professional conduct in relation to the audit.



Perth, Western Australia
29 September 2026

D B Healy
Partner

hlb.com.au

HLB Mann Judd ABN 22 193 232 714
A Western Australian Partnership
Level 4, 130 Stirling Street, Perth WA 6000 / PO Box 8124 Perth BC WA 6849
T: +61 (0)8 9227 7500 **E:** mailbox@hlbwa.com.au
Liability limited by a scheme approved under Professional Standards Legislation.

HLB Mann Judd is a member of HLB International, the global advisory and accounting network.

Oakajee Corporation Limited
Consolidated statement of profit or loss and other comprehensive income
For the year ended 30 June 2026

	Note	Consolidated 2026 $	Consolidated 2025 $
Revenue			
Interest income		3,909	16,018
Expenses			
Administrative expenses	5	(237,148)	(230,463)
Depreciation and amortisation expense	10	(5,460)	(15,509)
Employee benefits expenses	6	(236,537)	(231,605)
Exploration expenditure		(67,934)	(67,131)
Loss before income tax expense		(543,170)	(528,690)
Income tax expense	7	-	-
Loss after income tax expense for the year attributable to the owners of Oakajee Corporation Limited		(543,170)	(528,690)
Other comprehensive income			
Items that will not be reclassified subsequently to profit or loss			
Gain on the revaluation of equity instruments at fair value through other comprehensive income, net of tax	12	2,590,826	489,000
Other comprehensive income for the year, net of tax	11,16	2,590,826	489,000
Total comprehensive income / (loss) for the year attributable to the owners of Oakajee Corporation Limited		2,047,656	(39,690)
		Cents	**Cents**
Basic earnings/(loss) per share	18	(0.59)	(0.58)
Diluted earnings/(loss) per share	18	(0.59)	(0.58)

The above consolidated statement of profit or loss and other comprehensive income should be read in conjunction with the accompanying notes.

Oakajee Corporation Limited
Consolidated statement of financial position
As at 30 June 2026

	Note	Consolidated 2026 $	Consolidated 2025 $
Assets			
Current assets			
Cash and cash equivalents	8	106,359	178,225
Trade and other receivables	9	3,731	5,454
Other assets		-	20,443
Total current assets		110,090	204,122
Non-current assets			
Property, plant and equipment	10	6,654	5,717
Exploration and evaluation	11	72,501	72,501
Financial assets at fair value through other comprehensive income	12	3,400,000	1,241,000
Total non-current assets		3,479,155	1,319,218
Total assets		3,589,245	1,523,340
Liabilities			
Current liabilities			
Trade and other payables	13	57,712	47,868
Employee benefits	14	132,815	124,410
Total current liabilities		190,527	172,278
Total liabilities		190,527	172,278
Net assets		3,398,718	1,351,062
Equity			
Issued capital	15	9,465,148	9,465,148
Reserves	16	(2,599,674)	(4,246,000)
Accumulated losses		(3,466,756)	(3,868,086)
Total equity		3,398,718	1,351,062

The above consolidated statement of financial position should be read in conjunction with the accompanying notes.

Oakajee Corporation Limited
Consolidated statement of changes in equity
For the year ended 30 June 2026

Consolidated	Issued capital $	Fair value reserves $	Accumulated losses $	Total equity $
Balance at 1 July 2024	9,465,148	(4,735,000)	(3,339,396)	1,390,752
Loss after income tax expense for the year	-	-	(528,690)	(528,690)
Other comprehensive income for the year, net of tax	-	489,000	-	489,000
Total comprehensive income / (loss) for the year	-	489,000	(528,690)	(39,690)
Balance at 30 June 2025	9,465,148	(4,246,000)	(3,868,086)	1,351,062

Consolidated	Issued capital $	Fair value reserves $	Accumulated losses $	Total equity $
Balance at 1 July 2025	9,465,148	(4,246,000)	(3,868,086)	1,351,062
Loss after income tax expense for the year	-	-	(543,170)	(543,170)
Other comprehensive income for the year, net of tax	-	2,590,826	-	2,590,826
Total comprehensive income / (loss) for the year	-	2,590,826	(543,170)	2,047,656
Transactions with owners in their capacity as owners:				
Transfer of fair value reserve upon disposal of investments in equity instruments designated as FVOCI	-	(944,500)	944,500	-
Balance at 30 June 2026	9,465,148	(2,599,674)	(3,466,756)	3,398,718

The above consolidated statement of changes in equity should be read in conjunction with the accompanying notes.

Oakajee Corporation Limited
Consolidated statement of cash flows
For the year ended 30 June 2026

	Note	Consolidated 2026 $	Consolidated 2025 $
Cash flows from operating activities			
Payments to suppliers and employees		(410,399)	(433,722)
Payments for exploration and evaluation expenditure		(90,804)	(85,336)
Interest received		3,909	16,018
Net cash used in operating activities	21	(497,294)	(503,040)
Cash flows from investing activities			
Payments for purchase of investments	12	(732,676)	-
Payments for property, plant and equipment		(6,396)	(1,272)
Proceeds from sale of equity investments	12	1,164,500	-
Net cash from/(used in) investing activities		425,428	(1,272)
Net cash from financing activities		-	-
Net decrease in cash and cash equivalents		(71,866)	(504,312)
Cash and cash equivalents at the beginning of the financial year		178,225	682,537
Cash and cash equivalents at the end of the financial year	8	106,359	178,225

The above consolidated statement of cash flows should be read in conjunction with the accompanying notes.

1. General information

The financial statements cover Oakajee Corporation Limited as a Group consisting of Oakajee Corporation Limited and the entities it controlled at the end of, or during, the year. The financial statements are presented in Australian dollars, which is Oakajee Corporation Limited's functional and presentation currency.

Oakajee Corporation Limited is a public listed company limited by shares, incorporated and domiciled in Australia. Its registered office and principal place of business are:

39 Clifton Street
Nedlands WA 6009

A description of the nature of the Group's operations and its principal activities are included in the directors' report, which is not part of the financial statements.

The financial statements were authorised for issue, in accordance with a resolution of directors, on 25 September 2026. The directors have the power to amend and reissue the financial statements.

2. Material accounting policy information

The accounting policies that are material to the Group are set out below. The accounting policies adopted are consistent with those of the previous financial year, unless otherwise stated.

New or amended Accounting Standards and Interpretations adopted

The Group has adopted all of the new or amended Accounting Standards and Interpretations issued by the Australian Accounting Standards Board ('AASB') that are mandatory for the current reporting period.

Any new or amended Accounting Standards or Interpretations that are not yet mandatory have not been early adopted.

New Accounting Standards and Interpretations not yet mandatory or early adopted

Australian Accounting Standards and Interpretations that have recently been issued or amended but are not yet mandatory, have not been early adopted by the Group for the annual reporting period ended 30 June 2026. The Group has not yet assessed the impact of these new or amended Accounting Standards and Interpretations.

Going concern

The financial report has been prepared on the going concern basis, which contemplates continuity of normal business activities and the realisation of assets and settlement of liabilities in the ordinary course of business.

At 30 June 2026, the Group has cash and cash equivalents of $106,359 and net operating cash outflows of $497,294 for the year ended on that date. The Company has equity investments with a market value of $3,400,000 at 30 June 2026 and $3,090,000 at 25 September 2026. These equity investments represent investments in listed Australian companies which are traded on ASX not subject to escrow and all or part of these investments could be sold to provide the Group with funds, if required. The Directors believe that Oakajee Corporation Limited has access to sufficient funding to enable it to continue as a going concern and that it is appropriate to adopt that basis of accounting in the financial report.

Basis of preparation

These general purpose financial statements have been prepared in accordance with Australian Accounting Standards and Interpretations issued by the Australian Accounting Standards Board ('AASB') and the Corporations Act 2001, as appropriate for for-profit oriented entities. These financial statements also comply with IFRS Accounting Standards as issued by the International Accounting Standards Board ('IASB').

2. Material accounting policy information (continued)

Historical cost convention

The financial statements have been prepared under the historical cost convention, except for, where applicable, the revaluation of financial assets and liabilities at fair value through profit or loss, financial assets at fair value through other comprehensive income, investment properties, certain classes of property, plant and equipment and derivative financial instruments.

Critical accounting estimates

The preparation of the financial statements requires the use of certain critical accounting estimates. It also requires management to exercise its judgement in the process of applying the Group's accounting policies. The areas involving a higher degree of judgement or complexity, or areas where assumptions and estimates are significant to the financial statements, are disclosed in note 3.

Parent entity information

In accordance with the Corporations Act 2001, these financial statements present the results of the Group only. Supplementary information about the parent entity is disclosed in note 24.

Principles of consolidation

The consolidated financial statements incorporate the assets and liabilities of all subsidiaries of Oakajee Corporation Limited ('Company' or 'parent entity') as at 30 June 2026 and the results of all subsidiaries for the year then ended. Oakajee Corporation Limited and its subsidiaries together are referred to in these financial statements as the 'Group'.

Subsidiaries are all those entities over which the Group has control. The Group controls an entity when the Group is exposed to, or has rights to, variable returns from its involvement with the entity and has the ability to affect those returns through its power to direct the activities of the entity. Subsidiaries are fully consolidated from the date on which control is transferred to the Group. They are de-consolidated from the date that control ceases.

Intercompany transactions, balances and unrealised gains on transactions between entities in the Group are eliminated. Unrealised losses are also eliminated unless the transaction provides evidence of the impairment of the asset transferred. Accounting policies of subsidiaries have been changed where necessary to ensure consistency with the policies adopted by the Group.

The acquisition of subsidiaries is accounted for using the acquisition method of accounting. A change in ownership interest, without the loss of control, is accounted for as an equity transaction, where the difference between the consideration transferred and the book value of the share of the non-controlling interest acquired is recognised directly in equity attributable to the parent.

Where the Group loses control over a subsidiary, it derecognises the assets including goodwill, liabilities and non-controlling interest in the subsidiary together with any cumulative translation differences recognised in equity. The Group recognises the fair value of the consideration received and the fair value of any investment retained together with any gain or loss in profit or loss.

Investments and other financial assets

Investments and other financial assets are initially measured at fair value. Transaction costs are included as part of the initial measurement, except for financial assets at fair value through profit or loss. Such assets are subsequently measured at either amortised cost or fair value depending on their classification. Classification is determined based on both the business model within which such assets are held and the contractual cash flow characteristics of the financial asset unless an accounting mismatch is being avoided.

Financial assets are derecognised when the rights to receive cash flows have expired or have been transferred and the Group has transferred substantially all the risks and rewards of ownership. When there is no reasonable expectation of recovering part or all of a financial asset, its carrying value is written off.

Financial assets at fair value through other comprehensive income

Financial assets at fair value through other comprehensive income include equity investments which the Group intends to hold for the foreseeable future and has irrevocably elected to classify them as such upon initial recognition.

2. Material accounting policy information (continued)

Impairment of financial assets

The Group recognises a loss allowance for expected credit losses on financial assets which are either measured at amortised cost or fair value through other comprehensive income. The measurement of the loss allowance depends upon the Group's assessment at the end of each reporting period as to whether the financial instrument's credit risk has increased significantly since initial recognition, based on reasonable and supportable information that is available, without undue cost or effort to obtain.

Where there has not been a significant increase in exposure to credit risk since initial recognition, a 12-month expected credit loss allowance is estimated. This represents a portion of the asset's lifetime expected credit losses that is attributable to a default event that is possible within the next 12 months. Where a financial asset has become credit impaired or where it is determined that credit risk has increased significantly, the loss allowance is based on the asset's lifetime expected credit losses. The amount of expected credit loss recognised is measured on the basis of the probability weighted present value of anticipated cash shortfalls over the life of the instrument discounted at the original effective interest rate.

For financial assets mandatorily measured at fair value through other comprehensive income, the loss allowance is recognised in other comprehensive income with a corresponding expense through profit or loss. In all other cases, the loss allowance reduces the asset's carrying value with a corresponding expense through profit or loss.

Property, plant and equipment

Plant and equipment is stated at historical cost less accumulated depreciation and impairment. Historical cost includes expenditure that is directly attributable to the acquisition of the items.

Depreciation is calculated on a straight-line basis to write off the net cost of each item of property, plant and equipment (excluding land) over their expected useful lives as follows:

Office Furniture	15-20%
Computer Software and Equipment	25%
Motor Vehicle	25%

The residual values, useful lives and depreciation methods are reviewed, and adjusted if appropriate, at each reporting date.

An item of property, plant and equipment is derecognised upon disposal or when there is no future economic benefit to the Group. Gains and losses between the carrying amount and the disposal proceeds are taken to profit or loss.

Impairment

The carrying values of plant and equipment are reviewed for impairment at each reporting date, with recoverable amount being estimated when events or changes in circumstances indicate that the carrying value may be impaired. The recoverable amount of plant and equipment is the higher of fair value less costs to sell and value in use. In assessing value in use, the estimated future cash flows are discounted to their present value using a pre-tax discount rate that reflects current market assessments of the time value of money and the risks specific to the asset.

For an asset that does not generate largely independent cash inflows, recoverable amount is determined for the cash-generating unit to which the asset belongs, unless the asset's value in use can be estimated to be close to its fair value. An impairment exists when the carrying value of an asset or cash-generating units exceeds its estimated recoverable amount. The asset or cash-generating unit is then written down to its recoverable amount.

Deferred exploration and evaluation expenditure

Exploration and evaluation costs, excluding the costs of acquiring tenements and permits, are expensed as incurred.

Acquisition costs will be assessed on a case-by-case basis and, if appropriate, they will be capitalised. These acquisition costs are carried forward only if the rights to tenure of the area of interest are current and either:

2. Material accounting policy information (continued)

- they are expected to be recouped through successful development and exploitation of the area of interest or;
- the activities in the area of interest at the reporting date have not reached a stage which permits a reasonable assessment of the existence or otherwise of economically recoverable reserves, and active and significant operations in, or in relation to, the area of interest, are continuing.

Accumulated acquisition costs in relation to an abandoned area are written off in full to the statement of profit or loss and other comprehensive income in the year in which the decision to abandon the area is made.

The carrying values of acquisition costs are reviewed for impairment when events or changes in circumstances indicate the carrying value may not be recoverable. Where a decision has been made to proceed with development in respect of an area of interest the relevant exploration and evaluation asset is tested for impairment and the balance is then reclassified to development.

Impairment of non-financial assets

Non-financial assets are reviewed for impairment whenever events or changes in circumstances indicate that the carrying amount may not be recoverable. An impairment loss is recognised for the amount by which the asset's carrying amount exceeds its recoverable amount.

Recoverable amount is the higher of an asset's fair value less costs of disposal and value-in-use. The value-in-use is the present value of the estimated future cash flows relating to the asset using a pre-tax discount rate specific to the asset or cash-generating unit to which the asset belongs. Assets that do not have independent cash flows are grouped together to form a cash-generating unit.

Fair value measurement

When an asset or liability, financial or non-financial, is measured at fair value for recognition or disclosure purposes, the fair value is based on the price that would be received to sell an asset or paid to transfer a liability in an orderly transaction between market participants at the measurement date; and assumes that the transaction will take place either: in the principal market; or in the absence of a principal market, in the most advantageous market.

Fair value is measured using the assumptions that market participants would use when pricing the asset or liability, assuming they act in their economic best interests. For non-financial assets, the fair value measurement is based on its highest and best use. Valuation techniques that are appropriate in the circumstances and for which sufficient data are available to measure fair value, are used, maximising the use of relevant observable inputs and minimising the use of unobservable inputs.

Assets and liabilities measured at fair value are classified into three levels, using a fair value hierarchy that reflects the significance of the inputs used in making the measurements. Classifications are reviewed at each reporting date and transfers between levels are determined based on a reassessment of the lowest level of input that is significant to the fair value measurement.

For recurring and non-recurring fair value measurements, external valuers may be used when internal expertise is either not available or when the valuation is deemed to be significant. External valuers are selected based on market knowledge and reputation. Where there is a significant change in fair value of an asset or liability from one period to another, an analysis is undertaken, which includes a verification of the major inputs applied in the latest valuation and a comparison, where applicable, with external sources of data.

3. Critical accounting judgements, estimates and assumptions

The preparation of the financial statements requires management to make judgements, estimates and assumptions that affect the reported amounts in the financial statements. Management continually evaluates its judgements and estimates in relation to assets, liabilities, contingent liabilities, revenue and expenses. Management bases its judgements, estimates and assumptions on historical experience and on other various factors, including expectations of future events, management believes to be reasonable under the circumstances. The resulting accounting judgements and estimates will seldom equal the related actual results. The judgements, estimates and assumptions that have a significant risk of causing a material adjustment to the carrying amounts of assets and liabilities (refer to the respective notes) within the next financial year are discussed below.

3. Critical accounting judgements, estimates and assumptions (continued)

Exploration and evaluation expenditure

The application of the Group's accounting policy for exploration and evaluation expenditure requires judgment in determining whether it is likely that future economic benefits are likely either from future exploitation or sale or where activities have not reached a stage which permits a reasonable assessment of the existence of reserves.

The determination of a Joint Ore Reserves Committee (JORC) resource is itself an estimation process that requires varying degrees of uncertainty depending on sub-classification and these estimates directly impact the point of deferral of exploration and evaluation expenditure. The deferral policy requires management to make certain estimates and assumptions about future events or circumstances, in particular whether an economically viable extraction operation can be established. Estimates and assumptions made may change if new information becomes available.

4. Operating segments

AASB 8 Operating Segments requires operating segments to be identified on the basis of internal reports about components of the Group that are regularly reviewed by the Chief Operating Decision Maker in order to allocate resources to the segment and to assess its performance.

The Group's operating segments have been determined with reference to the monthly management accounts used by the Chief Operating Decision maker to make decisions regarding the Group's operations and allocation of working capital. Due to the size and nature of the Group, the Board as a whole has been determined as the Chief Operating Decision Maker. Based on qualitative thresholds included in AASB 8, there is only one reportable segment, being mineral exploration in Australia and investing in mineral exploration companies in Australia.

The revenues and results of this segment are those of the Group as a whole and are set out in the consolidated statement of profit or loss and other comprehensive income and the assets and liabilities of the Group as a whole are set out in the consolidated statement of financial position.

5. Administration expenses

	Consolidated	
	2026	**2025**
	$	**$**
Accounting and company secretarial fees	94,146	91,484
ASX fees	17,871	17,672
Audit fees	47,108	40,537
Insurance expenses	20,074	22,851
Office rental expenses	20,796	24,262
Other expenses	27,679	22,011
Share registry fees	9,018	9,230
Travel and accommodation	456	2,416
	237,148	230,463

6. Employee benefits expenses

	Consolidated 2026 $	Consolidated 2025 $
Wages and salaries	203,690	198,867
Superannuation	24,443	23,305
Leave entitlement expenses	8,404	9,433
	236,537	231,605

7. Income tax

	Consolidated 2026 $	Consolidated 2025 $
Numerical reconciliation of income tax expense and tax at the statutory rate		
Loss before income tax expense	(543,170)	(528,690)
Tax at the statutory tax rate of 30% (2025: 30%)	(162,951)	(158,607)
Tax effect amounts which are not deductible/(taxable) in calculating taxable income:		
Non-deductible expenses	535	864
Deferred tax assets and liabilities not recognised	162,416	157,743
Income tax expense	-	-

	Consolidated 2026 $	Consolidated 2025 $
Deferred tax assets / (liabilities) not recognised		
Deferred tax assets not recognised comprises temporary differences attributable to:		
Losses available for offset against future taxable income	1,728,052	1,574,986
Revaluations of equity investments	779,902	1,273,800
Accrued expenses	49,298	46,629
Other assets	(150)	(6,283)
Total deferred tax assets not recognised	2,557,102	2,889,132

The Company has tax losses arising in Australia, the tax effect of these losses is $1,728,052 (2025: $1,574,986). The losses are available for offset against future taxable profits of the companies in which the losses arose. Subject to the Company passing continuity of the ownership test and/or similar business test in period on which the losses are intended to be used to offset the profit.

The deductible temporary differences and tax losses do not expire under current tax legislation. Deferred tax assets have not been recognised in respect of these items because it is not probable that future taxable profit will be available against which the Company can utilise the benefits thereof.

	Consolidated 2026 $	Consolidated 2025 $
Capital losses comprise of:		
Losses available for offset against future taxable capital gains	908,807	908,807

7. Income tax (continued)

The above potential tax benefit from capital losses has not been recognised in the statement of financial position as the recovery of this benefit is uncertain.

8. Cash and cash equivalents

	Consolidated 2026 $	Consolidated 2025 $
Cash at bank	82,137	154,731
Cash on deposit	24,222	23,494
	106,359	178,225

Cash at bank earns interest at floating rates based on daily bank deposit rates. Short-term deposits are made for varying periods of between one day and three months, depending on the immediate cash requirements of the Group, and earn interest at the respective short-term deposit rates.

9. Trade and other receivables

	Consolidated 2026 $	Consolidated 2025 $
BAS receivable	3,731	5,454

10. Property, plant and equipment

	Consolidated 2026 $	Consolidated 2025 $
Plant and equipment - at cost	19,688	13,291
Less: Accumulated depreciation	(13,034)	(12,150)
	6,654	1,141
Motor vehicles - at cost	60,500	60,500
Less: Accumulated depreciation	(60,500)	(55,924)
	-	4,576
	6,654	5,717

10. Property, plant and equipment (continued)

Reconciliations

Reconciliations of the written down values at the beginning and end of the current and previous financial year are set out below:

Consolidated	Plant and equipment $	Motor vehicles $	Total $
Balance at 1 July 2024	253	19,701	19,954
Additions	1,272	-	1,272
Depreciation expense	(384)	(15,125)	(15,509)
Balance at 30 June 2025	1,141	4,576	5,717
Additions	6,397	-	6,397
Depreciation expense	(884)	(4,576)	(5,460)
Balance at 30 June 2026	6,654	-	6,654

11. Exploration and evaluation

	Consolidated 2026 $	Consolidated 2025 $
Exploration and evaluation - at cost	72,501	72,501

Exploration and evaluation costs, excluding the costs of acquiring tenements and permits, are expensed as incurred.

The recoupment of costs carried forward in relation to areas of interest in the exploration and evaluation phases is dependent on the successful development and commercial exploitation or sale of the respective areas.

12. Financial assets at fair value through other comprehensive income

	Consolidated 2026 $	Consolidated 2025 $
Investment in listed entities at fair value through OCI	3,400,000	1,241,000

Reconciliation
Reconciliation of the fair values at the beginning and end of the current and previous financial year are set out below:

Opening fair value	1,241,000	752,000
Additions	732,674	-
Disposals	(1,164,500)	-
Revaluation increments	2,590,826	489,000
Closing fair value	3,400,000	1,241,000

Refer to note 20 for further information on fair value measurement.

13. Trade and other payables

	Consolidated 2026 $	Consolidated 2025 $
Trade payables	22,926	13,389
Accruals	26,000	25,674
Other payables	8,786	8,805
	57,712	47,868

Trade creditors are non-interest bearing and are normally settled on 30 days terms.

14. Employee benefits

	Consolidated 2026 $	Consolidated 2025 $
Annual leave	103,583	97,064
Long service leave	29,232	27,346
	132,815	124,410

Employee Benefits Movement:

	Consolidated 2026 $	Consolidated 2025 $
Annual Leave		
Add: Leave accrued during the year	97,064	89,744
Add: Leave accrued during the year	6,519	7,320
Closing Balance	103,583	97,064
Long Service Leave		
Opening balance	27,346	25,233
Add: Leave accrued during the year	1,886	2,113
Closing balance	29,232	27,346
Total Employee Benefits	132,815	124,410

15. Issued capital

	2026 Shares	2025 Shares	Consolidated 2026 $	Consolidated 2025 $
Ordinary shares - fully paid	91,446,030	91,446,030	9,465,148	9,465,148

Ordinary shares

Ordinary shares entitle the holder to participate in dividends and the proceeds on winding up of the Group in proportion to the number of shares held. At shareholder meetings, each ordinary share is entitled to one vote when a poll is called, otherwise each shareholder has one vote on a show of hands.

15. Issued capital (continued)

Capital risk management

The Group manages its capital to ensure that entities in the Group will be able to continue as a going concern while maximising the return to stakeholders through the optimisation of the debt and equity balance.

The capital structure of the Group consists of cash and cash equivalents and equity attributable to equity holders of the parent, comprising issued capital, reserves and retained earnings. None of the Group's entities are subject to externally imposed capital requirements.

Operating cash flows are used to maintain and expand operations, as well as to make routine expenditures such as general administrative outgoings.

The capital risk management policy remains unchanged from the 2025 Annual Report.

16. Reserves

	Consolidated 2026 $	Consolidated 2025 $
Financial assets at fair value through other comprehensive income reserve	(2,599,674)	(4,246,000)

Financial assets at fair value through other comprehensive income reserve

The reserve is used to recognise increments and decrements in the fair value of financial assets at fair value through other comprehensive income.

Movements in reserves

Movements in reserve during the current and previous financial year are set out below:

Consolidated	Fair value reserve $
Balance at 1 July 2024	(4,735,000)
Change in fair value	489,000
Balance at 30 June 2025	(4,246,000)
Change in fair value	2,590,826
Transfer on disposal of investments in equity investments at FVOCI	(944,500)
Balance at 30 June 2026	(2,599,674)

17. Dividends

There were no dividends paid, recommended or declared during the current or previous financial year.

18. Loss per share

	Consolidated 2026 $	Consolidated 2025 $
Loss after income tax attributable to the owners of Oakajee Corporation Limited	(543,170)	(528,690)

18. Loss per share (continued)

	Number	Number
Weighted average number of ordinary shares used in calculating basic earnings per share	91,446,030	91,446,030
Weighted average number of ordinary shares used in calculating diluted earnings per share	91,446,030	91,446,030

	Cents	Cents
Basic earnings/(loss) per share	(0.59)	(0.58)
Diluted earnings/(loss) per share	(0.59)	(0.58)

19. Financial instruments

Financial risk management objectives

The Group is exposed to:

(i) market risk (which includes interest rate risk, equity price risk and commodity price risk),

(ii) credit risk and

(iii) liquidity risk.

The Group does not enter into or trade financial instruments, including derivative financial instruments, for speculative purposes.

Market risk

Price risk

The Group is not exposed to any significant price risk.

Equity price risks

The Group is exposed to equity price risks arising from equity investment assets. Equity investments are held for strategic rather than trading purposes. The Group does not actively trade these investments. All of the Group's investments are publicly traded. The Group's exposure to equity price risks at balance sheet date is not material and no sensitivity analysis has been performed.

	Average price increase			Average price decrease		
Consolidated - 2026	**% change**	**Effect on profit before tax**	**Effect on equity**	**% change**	**Effect on profit before tax**	**Effect on equity**
Investment in listed entities at fair value through OCI	10%	-	340,000	(10%)	-	(340,000)

	Average price increase			Average price decrease		
Consolidated - 2025	**% change**	**Effect on profit before tax**	**Effect on equity**	**% change**	**Effect on profit before tax**	**Effect on equity**
Investment in listed entities at fair value through OCI	10%	-	124,100	(10%)	-	(124,100)

19. Financial instruments (continued)

Interest rate risk

The Group's exposure to risks of changes in market interest rates relates primarily to the Group cash balances. The Company constantly analyses its interest rate exposure. Within this analysis, consideration is given to potential renewals of existing positions, alternative financing positions and the mix of fixed and variable interest rates. As the Group has no interest bearing borrowing, its exposure to interest rate movements is limited to the amount of interest income it can potentially earn on surplus cash deposits.

Exposure arises predominantly from assets and liabilities bearing variable interest rates as the Group intends to hold fixed rate assets and liabilities to maturity. Interest rate risk is considered immaterial.

Credit risk

Credit risk is the risk that a counterparty fails to discharge an obligation to the Group. The Group is exposed to credit risk from financial assets including cash and cash equivalents held at banks and trade and other receivables.

The Company does not have any significant credit risk exposure to any single counterparty or any group of counterparties having similar characteristics. The credit risk on liquid funds is limited because the counterparties are banks with high credit ratings assigned by international credit rating agencies. The carrying amount of financial assets recorded in the financial statements, net of any allowance for losses, represents the Group's maximum exposure to credit risk without taking account of the value of any collateral obtained.

Liquidity risk

Ultimate responsibility for liquidity risk management rests with the board of Directors, who have built an appropriate liquidity risk management framework for the management of the Group's short, medium and long-term funding and liquidity management requirements.

The Group manages liquidity risk by maintaining adequate reserves, banking facilities and reserve borrowing facilities by continuously monitoring forecast and actual cash flows and matching the maturity profiles of financial assets and liabilities.

Fair value of financial instruments

Unless otherwise stated, the carrying amounts of financial instruments reflect their fair value.

20. Fair value measurement

Fair value hierarchy

The following tables detail the Group's assets and liabilities, measured or disclosed at fair value, using a three level hierarchy, based on the lowest level of input that is significant to the entire fair value measurement, being:

Level 1: Quoted prices (unadjusted) in active markets for identical assets or liabilities that the entity can access at the measurement date

Level 2: Inputs other than quoted prices included within Level 1 that are observable for the asset or liability, either directly or indirectly

Level 3: Unobservable inputs for the asset or liability

Consolidated - 2026	Level 1 $	Level 2 $	Level 3 $	Total $
Assets				
Ordinary shares	3,400,000	-	-	3,400,000
Total assets	3,400,000	-	-	3,400,000

20. Fair value measurement (continued)

Consolidated - 2025	Level 1 $	Level 2 $	Level 3 $	Total $
Assets				
Ordinary shares	1,241,000	-	-	1,241,000
Total assets	1,241,000	-	-	1,241,000

There were no transfers between levels during the financial year.

21. Reconciliation of loss after income tax to net cash used in operating activities

	Consolidated 2026 $	Consolidated 2025 $
Loss after income tax expense for the year	(543,170)	(528,690)
Adjustments for:		
Depreciation and amortisation	5,460	15,509
Change in operating assets and liabilities:		
Decrease in other assets and prepayments	19,952	2,471
Increase in trade and other payables	20,464	7,670
Net cash used in operating activities	(497,294)	(503,040)

22. Remuneration of auditors

During the financial year the following fees were paid or payable for services provided by HLB Mann Judd, the auditor of the Company:

	Consolidated 2026 $	Consolidated 2025 $
Audit services - HLB Mann Judd		
Audit or review of the financial statements	47,108	40,537
Other services - HLB Mann Judd		
Tax compliance services	12,660	13,600
	59,768	54,137

23. Related party transactions

Parent entity

Oakajee Corporation Limited is the parent entity.

Subsidiaries

Interests in subsidiaries are set out below:
Oakajee Exploration Pty Ltd - 100%

23. Related party transactions (continued)

Key management personnel

The Key management personnel are represented by the Directors of the Company:

Mark Jones (Managing Director)

Garry Thomas (Non-Executive Director)

Gary Watson (Non-Executive Director)

Douglas Rose (Non-Executive Director)

Key management personnel remuneration has been included in the Remuneration Report of the Directors' Report.

The aggregate compensation paid to key management personnel of the Company is set out below:

	Consolidated 2026 $	Consolidated 2025 $
Short-term employee benefits	180,662	180,662
Post-employment benefits	21,680	20,777
	202,342	201,439

Transactions with related parties

The following transactions occurred with related parties:

	Consolidated 2026 $	Consolidated 2025 $
Services from other related party (office rent) - related to director Mark Jones	26,985	28,628

Receivable from and payable to related parties

The following balances are outstanding at the reporting date in relation to transactions with related parties:

Office rent - related to director Mark Jones $10,398 (30 June 2025 : $8,665).

Loans to/from related parties

There were no loans to or from related parties at the current and previous reporting date.

Terms and conditions

All transactions were made on normal commercial terms and conditions and at market rates.

24. Parent entity information

Set out below is the supplementary information about the parent entity.

Statement of profit or loss and other comprehensive income

	Parent	
	2026	**2025**
	$	**$**
Loss after income tax	(542,685)	(514,641)
Other comprehensive income for the year, net of tax	2,590,826	489,000
Total comprehensive income / (loss)	2,048,141	(25,641)

Statement of financial position

	Parent	
	2026	**2025**
	$	**$**
Total current assets	98,678	196,799
Total assets	3,505,332	1,438,941
Total current liabilities	190,527	172,278
Total liabilities	190,527	172,278
Net assets	3,314,805	1,266,663
Equity		
Issued capital	9,465,148	9,465,148
Financial assets at fair value through other comprehensive income reserve	(2,599,674)	(4,246,000)
Accumulated losses	(3,550,669)	(3,952,485)
Total equity	3,314,805	1,266,663

Guarantees entered into by the parent entity in relation to the debts of its subsidiaries

The parent entity had no guarantees in relation to the debts of its subsidiaries as at 30 June 2026 and 30 June 2025.

Contingent liabilities

The parent entity had no contingent liabilities as at 30 June 2026 and 30 June 2025.

Capital commitments

The parent entity had no capital commitments for exploration and evaluation at 30 June 2026 and 30 June 2025.

Material accounting policy information

The accounting policies of the parent entity are consistent with those of the Group, as disclosed in note 2, except for the following:

- Investments in subsidiaries and loans are accounted for at cost, less any impairment, in the parent entity.

25. Commitments

Exploration commitments

The Company has certain obligations to perform minimum exploration work and to spend minimum amounts on exploration tenements. The obligations may be varied from time to time subject to approval and are expected to be fulfilled in the normal course of the operations of the Company.

Due to the nature of the Company's operations in exploring and evaluating areas of interest, it is difficult to accurately forecast the nature and amount of future expenditure beyond the next year. Expenditure may be reduced by seeking exemption from individual commitments, by relinquishing of tenure or any new joint venture agreements. Expenditure may be increased when new tenements are granted.

Commitment contracted for at balance sheet date but not recognised as liabilities are as follows:

	Consolidated	
	2026	**2025**
	$	**$**
Capital commitments		
Committed at the reporting date but not recognised as liabilities, payable:		
Exploration and evaluation	200,000	278,000

Lease – office premises

The Company holds a lease for office premises with no fixed term. Annual rent for the lease for the year ended 30 June 2026 was $26,985 (excluding GST) (2025: $24,262). The Company has availed itself of the short-term lease exemption contained in AASB 16, and as a result, has not been required to record the effects of this lease in its accounting records.

26. Contingent liabilities

The Group has no contingent liabilities as at 30 June 2026 and 30 June 2025.

27. Events after the reporting period

No matter or circumstance has arisen since 30 June 2026 that has significantly affected, or may significantly affect the Group's operations, the results of those operations, or the Group's state of affairs in future financial years.

Oakajee Corporation Limited
Consolidated entity disclosure statement
As at 30 June 2026

Basis of preparation

The consolidated entity disclosure statement has been prepared in accordance with the s295(3A)(a) of the Corporations Act 2001 and includes the required information for Oakajee Corporation Limited and the entities it controls in accordance with AASB 10 Consolidated Financial Statements.

Tax Residency

S295(3A)(vi) of the Corporations Act 2001 defines tax residency as having the meaning in the Income Tax Assessment Act 1997. The determination of tax residency may involve judgement as there are different interpretation that could be adopted and which could give rise to different conclusions regarding residency.

In determining tax residency , the Group has applied the following interpretations:

Australian Tax Residency

Current legislation and judicial precent has been applied, including having regard to the Tax Commissioner's public guidance.

Foreign tax residency

Where appropriate, independent tax advisers have been engaged to assist in the determination of tax residence to ensure applicable foreign tax legislation has been complied with.

Entity name	Entity type	Place formed / Country of incorporation	Ownership interest %	Tax residency
Oakajee Corporation Limited	Body corporate	Australia	-	Australia
Oakajee Exploration Pty Ltd	Body corporate	Australia	100.00%	Australia

* Oakajee Corporation Limited (the parent entity) and its wholly-owned Australian subsidiary have formed an income tax consolidated group under the tax consolidation regime.

Oakajee Corporation Limited
Directors' declaration
30 June 2026

In the directors' opinion:

- the attached financial statements and notes comply with the Corporations Act 2001, the Accounting Standards, the Corporations Regulations 2001 and other mandatory professional reporting requirements;
- the attached financial statements and notes comply with IFRS Accounting Standards as issued by the International Accounting Standards Board as described in note 2 to the financial statements;
- the attached financial statements and notes give a true and fair view of the Group's financial position as at 30 June 2026 and of its performance for the financial year ended on that date;
- there are reasonable grounds to believe that the Company will be able to pay its debts as and when they become due and payable; and
- the information disclosed in the attached consolidated entity disclosure statement is true and correct.

The directors have been given the declarations required by section 295A of the Corporations Act 2001.

Signed in accordance with a resolution of directors made pursuant to section 295(5)(a) of the Corporations Act 2001.

On behalf of the directors.



Mark Jones
Director

29 September 2026
Perth, WA

HLB MANN JUDD
ADVISORY AND ACCOUNTING

INDEPENDENT AUDITOR'S REPORT

To the Members of Oakajee Corporation Limited

Report on the Audit of the Financial Report

Opinion

We have audited the financial report of Oakajee Corporation Limited ("the Company") and its controlled entities ("the Group"), which comprises the consolidated statement of financial position as at 30 June 2026, the consolidated statement of profit or loss and other comprehensive income, the consolidated statement of changes in equity and the consolidated statement of cash flows for the year then ended, notes to the financial statements, including material accounting policy information, the consolidated entity disclosure statement and the directors' declaration.

In our opinion, the accompanying financial report of the Group is in accordance with the *Corporations Act 2001*, including:

(a) giving a true and fair view of the Group's financial position as at 30 June 2026 and of its financial performance for the year then ended; and

(b) complying with Australian Accounting Standards and the *Corporations Regulations 2001*.

Basis for Opinion

We conducted our audit in accordance with Australian Auditing Standards. Our responsibilities under those standards are further described in the *Auditor's Responsibilities for the Audit of the Financial Report* section of our report. We are independent of the Group in accordance with the auditor independence requirements of the *Corporations Act 2001* and the ethical requirements of the Accounting Professional and Ethical Standards Board's APES 110 *Code of Ethics for Professional Accountants (including Independence Standards)* ("the Code") that are relevant to audits of the financial report of public interest entities in Australia. We have also fulfilled our other ethical responsibilities in accordance with the Code.

We believe that the audit evidence we have obtained is sufficient and appropriate to provide a basis for our opinion.

Key Audit Matters

Key audit matters are those matters that, in our professional judgement, were of most significance in our audit of the financial report of the current period. These matters were addressed in the context of our audit of the financial report as a whole, and in forming our opinion thereon, and we do not provide a separate opinion on these matters.

We have determined the matters described below to be the key audit matters to be communicated in our report.

Key Audit Matter	How our audit addressed the key audit matter
Financial assets at fair value through other comprehensive income Refer to Note 12	
The Group holds equity interests in listed companies. The Group is required to consider its accounting policy in relation to this asset in light of accounting standard AASB 9 *Financial Instruments* and has elected to measure these investments at fair value through other comprehensive income ("FVOCI"). At 30 June 2026, the Group's financial assets had a fair value (Level 1) of $3,400,000. During the year the Group sold a parcel of investments for proceeds of $1,164,500 and acquired investments for $732,674. The Group recorded a fair value gain through other comprehensive income of $2,590,826 for year ended 30 June 2026 and transferred the fair value reserve of $944,500 to accumulated losses upon disposal. We considered this to be a key audit matter due to this item representing a significant asset of the Group and the judgements required by management in ensuring the Group complied with AASB 9 as well as its election to measure these investments at FVOCI.	Our audit procedures included but were not limited to the following: - We obtained an understanding of the key processes associated with accounting for financial assets at fair value through other comprehensive income; - We checked the closing market price of the investments to readily available market data, to ensure the investments fair value at 30 June 2026 was correct; - We tested sales and purchases of investments by agreeing to broker statements and vouching the cash consideration received and paid to bank statements; - We verified that the Group had ownership of the listed investments at balance date; - We ensured that the Group accounted for the disposal of the equity investments in accordance with AASB 9; and - We assessed the adequacy of the Group's disclosures in the financial report relating to its equity investments.
Carrying value of deferred exploration and evaluation expenditure Refer to Note 11	
The Group has capitalised exploration and evaluation expenditure of $72,501 as at balance date in accordance with AASB 6 *Exploration for and Evaluation of Mineral Resources*. We considered this to be a key audit matter as the capitalised exploration and evaluation expenditure is a significant asset of the Group. There is a risk that the capitalised exploration and evaluation expenditure no longer meets the recognition criteria of AASB 6.	Our procedures included but were not limited to the following: - We obtained an understanding of the key processes associated with management's review of the carrying value of exploration and evaluation expenditure; - We considered the Directors' assessment of potential indicators of impairment; - We obtained evidence that the Group has current rights to tenure of its areas of interest; - We enquired with management and reviewed ASX announcements and minutes of Directors' meetings to ensure that the Group had not decided to discontinue exploration and evaluation at its areas of interest; - We examined the exploration budget for the year ending 30 June 2027 and discussed with management the nature of planned ongoing activities; and - We assessed the adequacy of the Group's disclosures in the financial report relating to exploration and evaluation expenditure.

Other Information

The directors are responsible for the other information. The other information comprises the information included in the Group's annual report for the year ended 30 June 2026, but does not include the financial report and our auditor's report thereon.

Our opinion on the financial report does not cover the other information and accordingly we do not express any form of assurance conclusion thereon.

In connection with our audit of the financial report, our responsibility is to read the other information and, in doing so, consider whether the other information is materially inconsistent with the financial report, or our knowledge obtained in the audit or otherwise appears to be materially misstated.

If, based on the work we have performed, we conclude that there is a material misstatement of this other information, we are required to report that fact. We have nothing to report in this regard.

Responsibilities of the Directors for the Financial Report

The directors of the Company are responsible for the preparation of:

(a) the financial report (other than the consolidated entity disclosure statement) that gives a true and fair view in accordance with Australian Accounting Standards and the *Corporations Act 2001*; and

(b) the consolidated entity disclosure statement that is true and correct in accordance with the *Corporations Act 2001*, and

for such internal control as the directors determine is necessary to enable the preparation of:

(a) the financial report (other than the consolidated entity disclosure statement) that gives a true and fair view and is free from material misstatement, whether due to fraud or error; and

(b) the consolidated entity disclosure statement that is true and correct and is free from material misstatement, whether due to fraud or error.

In preparing the financial report, the directors are responsible for assessing the ability of the Group to continue as a going concern, disclosing, as applicable, matters related to going concern and using the going concern basis of accounting unless the directors either intend to liquidate the Group or to cease operations, or have no realistic alternative but to do so.

Auditor's Responsibilities for the Audit of the Financial Report

Our objectives are to obtain reasonable assurance about whether the financial report as a whole is free from material misstatement, whether due to fraud or error, and to issue an auditor's report that includes our opinion. Reasonable assurance is a high level of assurance, but is not a guarantee that an audit conducted in accordance with Australian Auditing Standards will always detect a material misstatement when it exists. Misstatements can arise from fraud or error and are considered material if, individually or in the aggregate, they could reasonably be expected to influence the economic decisions of users taken on the basis of this financial report.

As part of an audit in accordance with the Australian Auditing Standards, we exercise professional judgement and maintain professional scepticism throughout the audit. We also:

- Identify and assess the risks of material misstatement of the financial report, whether due to fraud or error, design and perform audit procedures responsive to those risks, and obtain audit evidence that is sufficient and appropriate to provide a basis for our opinion. The risk of not detecting a material misstatement resulting from fraud is higher than for one resulting from error, as fraud may involve collusion, forgery, intentional omissions, misrepresentations, or the override of internal control.
- Obtain an understanding of internal control relevant to the audit in order to design audit procedures that are appropriate in the circumstances, but not for the purpose of expressing an opinion on the effectiveness of the Group's internal control.
- Evaluate the appropriateness of accounting policies used and the reasonableness of accounting estimates and related disclosures made by the directors.
- Conclude on the appropriateness of the directors' use of the going concern basis of accounting and, based on the audit evidence obtained, whether a material uncertainty exists related to events or conditions that may cast significant doubt on the Group's ability to continue as a going concern. If we conclude that a material uncertainty exists, we are required to draw attention in our auditor's report to the related disclosures in the financial report or, if such disclosures are inadequate, to modify our opinion. Our conclusions are based on the audit evidence obtained up to the date of our auditor's report. However, future events or conditions may cause the Group to cease to continue as a going concern.
- Evaluate the overall presentation, structure and content of the financial report, including the disclosures, and whether the financial report represents the underlying transactions and events in a manner that achieves fair presentation.

We communicate with the directors regarding, among other matters, the planned scope and timing of the audit and significant audit findings, including any significant deficiencies in internal control that we identify during our audit.

We also provide the directors with a statement that we have complied with relevant ethical requirements regarding independence, and to communicate with them all relationships and other matters that may reasonably be thought to bear on our independence, and where applicable, actions taken to eliminate threats or safeguards applied.

From the matters communicated with the directors, we determine those matters that were of most significance in the audit of the financial report of the current period and are therefore the key audit matters. We describe these matters in our auditor's report unless law or regulation precludes public disclosure about the matter or when, in extremely rare circumstances, we determine that a matter should not be communicated in our report because the adverse consequences of doing so would reasonably be expected to outweigh the public interest benefits of such communication.

REPORT ON THE REMUNERATION REPORT

Opinion on the Remuneration Report

We have audited the Remuneration Report included within the Directors' Report for the year ended 30 June 2026.

In our opinion, the Remuneration Report of Oakajee Corporation Limited for the year ended 30 June 2026 complies with Section 300A of the *Corporations Act 2001*.

Responsibilities

The directors of the Company are responsible for the preparation and presentation of the Remuneration Report in accordance with Section 300A of the *Corporations Act 2001*. Our responsibility is to express an opinion on the Remuneration Report, based on our audit conducted in accordance with Australian Auditing Standards.





HLB Mann Judd
Chartered Accountants

D B Healy
Partner

Perth, Western Australia
29 September 2026

Oakajee Corporation Limited
Shareholder information
30 June 2026

The shareholder information set out below was applicable at 14 September 2026.

A. Shareholding

1. Substantial Shareholders

The names of the substantial shareholders:

Holder	No. Shares	%
Mr Cesare Ceniviva *(including his associated entities)*	12,273,334	**13.42%**
Success Concept Investment Ltd	9,513,447	**10.40%**
Mr Mark Jones *(including his associated entities)*	6,400,000	**7.00%**
Mr Garry Thomas *(including his associated entities)*	6,333,334	**6.93%**
Mr Stephen Schmedje *(including his associated entities)*	5,543,886	**6.06%**
BNP Paribas Nominees Pty Ltd	4,922,698	**5.38%**
Total	**44,986,699**	**49.19%**

2. Number of holders in each class of equity securities

There are 388 holders of ordinary shares.

3. Voting Rights

Each shareholder is entitled to one vote per share held. On a poll, every holder of ordinary shares present at a meeting, either in person or by proxy, is entitled to one vote for each share held.

4. Distribution schedule of the number of ordinary shareholders

Size of Holding	No. of Holders	Shares Held	% of Issued Capital
1 - 1,000	19	4,707	0.01%
1,001 - 5,000	23	67,026	0.07%
5,001 - 10,000	78	706,639	0.77%
10,001 – 100,000	189	7,573,006	8.28%
100,001 and over	79	83,094,652	90.87%
Total	**388**	**91,446,030**	**100.00%**

5. Unmarketable Parcel

Based on the share price of $0.04, there are 123 shareholders with a total unmarketable holding of 814,372 fully paid ordinary shares, amounting to 0.89% of the Company's issued capital.

6. Restricted Securities

There was no restricted security under escrow at the date of this report.

7. On-market Buy Back

At the date of this report, the Company is not involved in an on-market buyback.

Oakajee Corporation Limited
Shareholder information
30 June 2026

The shareholder information set out below was applicable at 14 September 2026.

A. Shareholding (continued)

8. 20 largest holders of each class of quoted equity security

The 20 largest shareholders of ordinary shares:

Rank	Shareholder	No. Shares	%
1	Mr Cesare Ceniviva *(including his associated entities)*	12,273,334	13.42%
2	Success Concept Investment Ltd	9,513,447	10.40%
3	Mr Mark Jones *(including his associated entities)*	6,400,000	7.00%
4	Mr Garry Thomas *(including his associated entities)*	6,333,334	6.93%
5	Mr Stephen Schmedje *(including his associated entities)*	5,543,886	6.06%
6	BNP Paribas Nominees Pty Ltd	4,922,698	5.38%
7	Sancoast Pty Ltd	4,500,000	4.92%
8	Mr Douglas Rose *(including his associated entities)*	3,145,099	3.44%
9	Mr Jeffrey Jones *(including his associated entities)*	3,072,228	3.36%
10	Falfaro Investments Limited	3,000,000	3.28%
11	Simdilex Pty Ltd <NSD A/C>	1,600,000	1.75%
12	Finnian Group Pty Ltd	1,311,301	1.43%
13	Santa Fe Minerals Limited	1,286,250	1.41%
14	Mrs Rosa Di Falco *(including her associated entities)*	1,285,010	1.41%
15	HSBC Custody Nominees (Australia) Limited	1,268,968	1.39%
16	Vassago Pty Ltd <Aston A/C>	1,207,659	1.32%
17	Mr Kim Meldrum	1,000,834	1.09%
18	Talex Investments Pty Ltd	990,000	1.08%
19	Mrs Kelly Anne Seville *(including her associated entities)*	750,000	0.82%
20	Raccolto Investments Pty Ltd <Mapleleaf Super Fund A/C>	700,000	0.77%
	Total	**70,104,048**	**76.66%**

B. Other Details

1. Company Secretaries

The names of the Company Secretaries are Henko Vos and Geraldine Holland.

2. Address and telephone details of the Company's registered and administrative office

39 Clifton Street
Nedlands WA 6009
Telephone: +61 8 9389 6032
Facsimile: +61 8 9389 8226

3. Address of the office at which a register of securities is kept

Automic Group Pty Ltd
Level 5, 126 Phillip Street
Sydney NSW 2000

Oakajee Corporation Limited
Shareholder information
30 June 2026

The shareholder information set out below was applicable at 14 September 2026.

B. Other Details (continued)

4. Securities Exchange on which the Company's securities are quoted:

The Company's listed equity securities are quoted on the Australian Securities Exchange (ASX:OKJ).

5. Review of Operations

A review of operations is contained in the Directors' Report.

C. Interests in Mining Tenements as at the date of this Report

Summary of Mining Tenements

As at 30 June 2026, the Company currently has an interest in the following projects:

Western Australian Tenements – Paynes Find Gold Project

The Company and relevant parties below have formed an unincorporated joint venture for the purpose of exploration and development of the relevant part of the Paynes Find Gold Project. The Company will be manager and have control over all operations pertaining to the Paynes Find Gold Project.

The Company is the beneficial holder of the below tenements:

- an 80% interest in the non-lithium mineral rights in respect of E59/2055 and E59/2092
- an 80% interest in E59/2312 and M59/549.

Tenement	Lease Manager & Operator	Registered Holder	Location	Status
E59/2055	Oakajee Corporation Ltd	Sayona Lithium Pty Ltd	WA	Granted
E59/2092	Oakajee Corporation Ltd	Sayona Lithium Pty Ltd (80%) Bruce Robert Legendre (20%)	WA	Granted
E59/2312	Oakajee Corporation Ltd	Bruce Robert Legendre (20%) Oakajee Exploration Pty Ltd (80%)	WA	Granted
M59/549	Oakajee Corporation Ltd	Bruce Robert Legendre (20%) Oakajee Exploration Pty Ltd (80%)	WA	Granted

The below tenement at the Paynes Find Gold Project is wholly owned by Oakajee Corporation Limited and does not fall under any joint venture agreement:

Tenement	Lease Manager & Operator	Registered Holder	Location	Status
E59/2391	Oakajee Corporation Ltd	Oakajee Exploration Pty Ltd (100%)	WA	Granted