

# Schroders

## Schroder Global Equity Alpha Fund – Active ETF

(ASX: ALPH)

Active ETF Distribution AUD | Data as at 31.05.2026

### Fund objectives and investment policy

To provide capital growth in excess of the MSCI All Country World Index (Net TR) Index before fees over a three to five year period by investing in equities of companies worldwide

### Fund performance

Performance (%)	1 month	3 months	6 months	CYTD	1 year	3 years p.a.	5 years p.a.	Since inception p.a.
<b>Fund (pre-fee)</b>	1.2	1.3	-4.3	-3.0	7.1	-	-	7.5
<b>Fund (post-fee)</b>	1.1	1.1	-4.6	-3.3	6.4	-	-	6.8
<b>Benchmark</b>	5.1	6.5	3.3	3.9	16.5	-	-	12.0
<b>Relative Performance (Post-fee)</b>	-4.0	-5.4	-7.9	-7.2	-10.1	-	-	-5.3
<b>Distribution Return<sup>^</sup></b>	0.0	0.0	0.4	0.0	0.8	-	-	0.5
<b>Growth Return<sup>^^</sup></b>	1.1	1.1	-4.9	-3.3	5.6	-	-	6.2

### Calendar Year performance



<sup>^</sup>Represents distributions as a proportion of total net return

<sup>^^</sup>Price to price return excluding distribution reinvestments

**Past performance is not a reliable indicator of future performance.**

**Returns over 12 months are annualised. Exchange rate movements may cause the value of investments to fall as well as rise.**

Please refer to [www.Schroders.com.au](http://www.Schroders.com.au) for post-tax returns.

Some performance differences between the fund and the benchmark may arise as the benchmark returns are not adjusted for non-dealing days of the fund.

### Fund facts

Fund manager	Frank Thormann
Managed fund since	04.12.2024
Domicile	Australia
Fund launch date	04.12.2024
Fund base currency	AUD
Fund size (Million)	AUD 67.13
Number of holdings	52
Benchmark	MSCI AC World (AUD)
Unit NAV	AUD 10.9420
Distribution frequency	Semi-Annually

### Fees & expenses

Management fees and costs	0.650%
Buy / Sell Spread	0.1% / 0.06%

### Purchase details

Minimum initial subscription	AUD 20,000
------------------------------	------------

### Codes

ISIN	AU0000358962
Bloomberg	ALPH AU
APIR	-

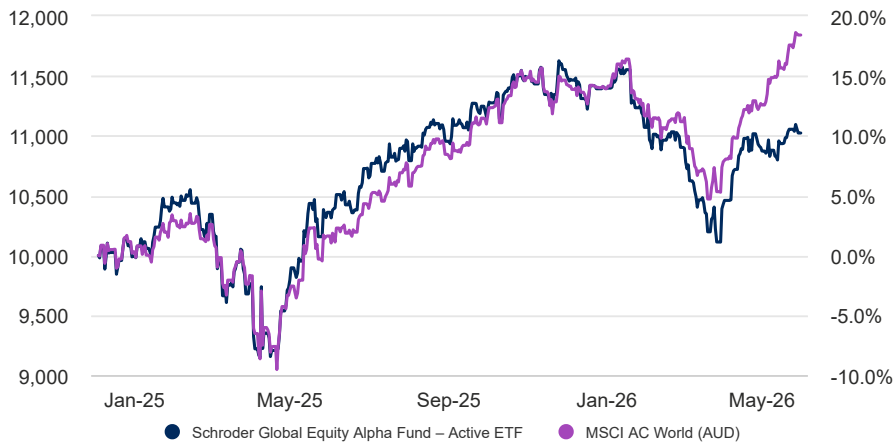
# Schroders

## Schroder Global Equity Alpha Fund – Active ETF

(ASX: ALPH)

Active ETF Distribution AUD | Data as at 31.05.2026

### Return of AUD 10,000



**Past Performance is not a guide to future performance and may not be repeated.**

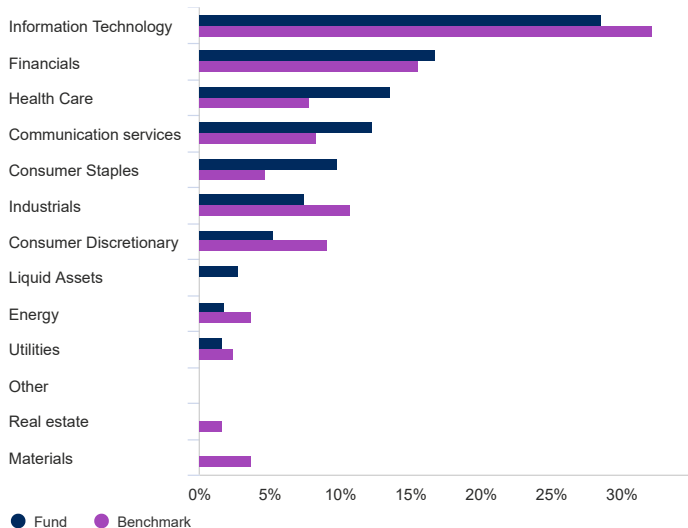
**The value of investments and the income from them may go down as well as up and investors may not get back the amounts originally invested. Exchange rate changes may cause the value of any overseas investments to rise or fall.**

The chart is for illustrative purposes only and does not reflect an actual return on any investment.

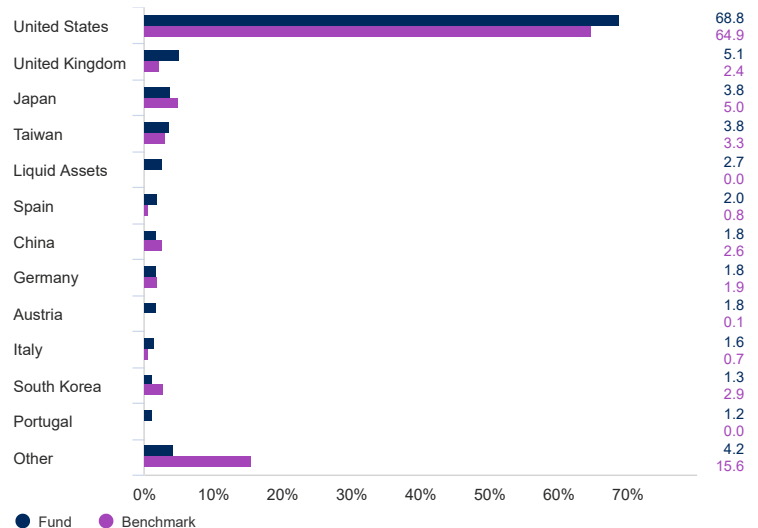
Returns are calculated bid to bid (which means performance does not include the effect of any initial charges), net income reinvested, net of fees.

### Asset allocation

#### Sector (%)



#### Geographical Breakdown (%)



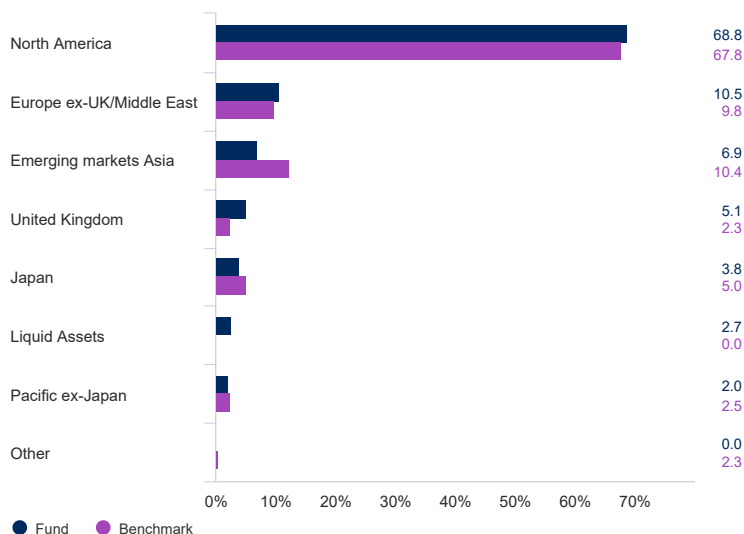
# Schroders

## Schroder Global Equity Alpha Fund – Active ETF

(ASX: ALPH)

Active ETF Distribution AUD | Data as at 31.05.2026

### Region (%)



### Top 10 holdings (%)

Holding name	%
NVIDIA Corp	6.4
Alphabet Inc	6.1
Broadcom Inc	4.7
Microsoft Corp	4.2
Taiwan Semiconductor Manufacturing Co Ltd	3.8
Meta Platforms Inc	3.2
Morgan Stanley	3.2
Visa Inc	2.9
Mitsubishi UFJ Financial Group Inc	2.2
KLA Corp	2.1

Source: Schroders. Top holdings and asset allocation are at fund level.

### Contact information

Schroder Investment Management Australia Limited  
 Level 17, 39 Martin Place  
 Sydney, NSW 2000  
 Australia

Tel: 1300 136 471  
 Fax: +61 2 9231 1119

ABN 22 000 443 274 Australian Financial Services Licence 226473  
 E-mail: [info.au@Schroders.com](mailto:info.au@Schroders.com)

### Source and ratings information

Source of all performance data, unless otherwise stated: Morningstar, bid to bid, net income reinvested, net of fees.

## Important information

---

Third party data (including MSCI data) is owned by the applicable third party identified in this document and is provided for your internal use only. Such data may not be reproduced or re-disseminated and may not be used to create any financial instruments or products or any indices. Such data is provided without any warranties of any kind. Neither the third party data owner nor any other party involved in the publication of this document can be held liable for any error. The terms of the third party's specific disclaimers, if any, are set forth in the Important Information section at [www.Schroders.com.au](http://www.Schroders.com.au).

Investment in the Schroder Global Equity Alpha Fund – Active ETF (“the Fund”) may be made on an application form in the Product Disclosure Statement, available from the Responsible Entity, Schroder Investment Management Australia Limited (ABN 22 000 443 274, AFSL 226473) (“Schroders”).

This Report is intended solely for the information of the person to whom it is provided by Schroders. It should not be relied on by any person for the purposes of making investment decisions. Total returns are calculated using exit price to exit price, after fees and expenses, and assuming reinvestment of income. Gross returns are calculated using exit price to exit price and are gross of fees and expenses. The repayment of capital and performance of the Fund is not guaranteed by Schroders or any company in the Schroders Group. Past performance is not a reliable indicator of future performance. Unless otherwise stated the source for all graphs and tables contained in this report is Schroders. Opinions constitute our judgement at the time of issue and are subject to change. This report does not contain and is not to be taken as containing any financial product advice or financial product recommendation. For security reasons telephone calls may be recorded.