




ALICANTO
MINERALS LIMITED

A Major Gold System Hiding in Plain Sight



cg/ Capital Markets
Conscious Growth

5TH ANNUAL GLOBAL METALS & MINING CONFERENCE

MAY 19-21, 2026



ASX CODE
AQI

Disclaimer

This presentation has been prepared by Alicanto Minerals Limited ("Alicanto" or the "Company") and is authorised by the Board of Directors of Alicanto.

General Information & Disclaimer

This presentation is for information purposes only and does not constitute a prospectus, offering memorandum or disclosure document under Australian, U.S., Canadian or any other law. It does not, and does not purport to, contain all the information that the recipient may require to evaluate the Company. It should be read in conjunction with Alicanto's other periodic and continuous disclosure announcements, which are available at www.asx.com.au.

No representation or warranty is given as to, and the recipient must not rely on, any information, statement or opinion contained in this presentation, or its accuracy, reasonableness or completeness. Except for statutory liability which cannot be excluded, each of Alicanto, its affiliates, directors, employees, advisers and agents expressly disclaims any responsibility for the accuracy or completeness of the material contained in this presentation and excludes all liability whatsoever for any loss or damage of any kind arising as a result of the use of, or reliance on, the information in this presentation. This presentation does not take into account the investment objectives, financial situation or particular needs of any investor, potential investor or any other person. No investment decision should be made in reliance on this presentation. Independent financial and taxation advice should be sought before making any investment decision. Unless otherwise stated, all dollar amounts in this presentation are expressed in Australian dollars (A\$).

Forward Looking Statements

This presentation may contain certain forward-looking statements and projections regarding estimated resources and reserves; planned production and operating costs profiles; planned capital requirements; and planned strategies and corporate objectives. Figures, amounts, percentages, estimates, calculations of value and other factors used in this Presentation are subject to the effect of rounding.

Forward-looking statements are subject to a variety of known and unknown risks, uncertainties and other factors that could cause actual events or results to materially differ from those reflected in the forward-looking statements, including, without limitation: inherent uncertainties and risks associated with mineral exploration; uncertainties related to the availability of future financing necessary to undertake activities on Alicanto's properties; uncertainties related to the possible recalculation of, or reduction in Alicanto's mineral resources; uncertainties related to the outcome of studies; uncertainties relating to fluctuations in metal prices; the risk that Alicanto's title to its properties could be challenged; risks related to Alicanto's ability to attract and retain qualified personnel; uncertainties related to general economic and global financial conditions; uncertainties related to the competitiveness of the industry; risk associated with Alicanto being subject to government regulation, including changes in regulation; risks associated with Alicanto being subject to environmental laws and regulations, including a change in regulation; risks associated with Alicanto's need for governmental licenses, permits and approvals; uninsured risks and hazards; risk related to the integration of businesses and assets acquired by Alicanto; risk associated with Alicanto having no history of earnings or production revenue; risks associated with fluctuation in foreign exchange rates; risks related to default by joint venture parties (if any), contractors and agents, inherent risks associated with litigation; risk associated with potential conflicts of interest; risks related to Alicanto's lack of a dividend history; risks relating to short term investments; and uncertainties related to fluctuations in Alicanto's share price.

Alicanto's forward-looking statements are based on the assumptions, beliefs, expectations and opinions of management as of the date hereof and which Alicanto believes are reasonable in the circumstances, but no assurance can be given that these expectations will prove to be correct. These assumptions include, but are not limited to, that Alicanto's exploration of its properties and other activities will be in accordance with Alicanto's public statements and stated goals; that there will be no material adverse change affecting Alicanto or its properties; anticipated costs and timing for Alicanto's activities and such other assumptions as set out herein.

Such forward looking statements/projections are estimates for discussion purposes only and should not be relied upon. They are not guarantees of future performance and involve known and unknown risks, uncertainties and other factors many of which are beyond the control of the Company. The forward-looking statements/projections are inherently uncertain and may therefore differ materially from results ultimately achieved. The Company does not make any representations and provides no warranties concerning the accuracy of the forward-looking statements and disclaims any obligation to update or revise any forward-looking statements based on new information, future events or otherwise except to the extent required by applicable laws.

Compliance Statements

The information in this presentation that relates to the Exploration Results and Mineral Resource Estimate for the Mount Henry Gold Project is extracted from the Company's announcement titled "Transformational acquisition of substantial WA gold project" which was released to the ASX on 17 and 19 December 2025. The Company confirms that it is not aware of any new information or data that materially effects the information in the original market announcements and, in the case of the Mineral Resource Estimate, that all material assumptions and technical parameters underpinning the estimates in the relevant market announcement continue to apply and have not materially changed. The Company confirms that the form and context in which the Competent Person's findings are presented have not been materially modified from the original market announcement.

Not an Offer in the United States or Canada

This presentation does not constitute an offer to sell, or the solicitation of an offer to buy, securities in the United States, Canada or in any other jurisdiction in which such an offer would be unlawful. The securities referred to in this presentation have not been, and will not be, registered under the U.S. Securities Act of 1933, as amended (U.S. Securities Act), or under the securities laws of any state of the United States, and may not be offered or sold in the United States absent registration or an applicable exemption from registration requirements. This presentation is not for distribution to U.S. wire services or for dissemination in the United States or Canada except in compliance with applicable securities laws.

Mineral Resource Disclosure

It is a requirement of the ASX Listing Rules that the reporting of ore reserves and mineral resources in Australia comply with the Joint Ore Reserves Committee's Australasian Code for Reporting of Mineral Resources and Ore Reserves (**JORC Code**). Investors outside Australia should note that while ore reserve and mineral resource estimates of the Company in this document comply with the JORC Code (such JORC Code-compliant ore reserves and mineral resources being "Ore Reserves" and "Mineral Resources" respectively), they may not comply with the relevant guidelines in other countries and, in particular, may not comply with (i) National Instrument 43-101 (Standards of Disclosure for Mineral Projects) of the Canadian Securities Administrators (the "Canadian NI 43-101 Standards"); or (ii) Item 1300 of Regulation S-K, which governs disclosures of mineral reserves in registration statements filed with the SEC. Information contained in this presentation describing mineral deposits may not be comparable to similar information made public by companies subject to the reporting and disclosure requirements of Canadian or US securities laws.



Mt Henry: A Large, Underexplored Gold Project

Clear pathways to resource growth and standalone development



SCALE & QUALITY

- Large, shallow gold system in a world class gold district
- 0.9Moz Mineral Resource across 3 deposits
- 16km mineralised corridor with continuity and extension potential



WELL FUNDED, LOW RISK GROWTH

- 50,000m multi-rig drill program well underway.
- Drill program already extending mineralisation
- Well funded to deliver the largest drilling program in project history



UNDEREXPLORED OPPORTUNITY

- Limited drilling over the past 30 years
- Extensive untested strike and depth outside current footprint
- Clear, low-risk, walk up targets along the 16km trend



PATHWAY TO DEVELOPMENT

- Brownfields site, granted tenure & existing infrastructure
- Shallow mineralisation supporting growth
- Ongoing and regular drilling updates expected

3 DIAMOND RIGS
ONSITE



RC RIG
MOBILISING Q4





TEAM IN PLACE
EXECUTING THE PLAN



ASSAYS PENDING
RESULTS TO FLOW

Mt Henry Gold Project - A District Scale Gold System

Mt Henry: 2km strike

- ↓ Ave. drill depth ~35m
-  Shallow mining (max 90m)
-  High grade & OPEN

HISTORICAL RESULTS

64.0m @ **3.9 g/t Au** from 65m
 39.0m @ **5.2 g/t Au** from 100m
 45.0m @ **2.1 g/t Au** from 34m



LATEST RESULTS

21.4m @ **1.6g/t Au** from 160m
 9.5m @ **3.5g/t Au** from 177m
 3.1m @ **7.3g/t Au** from 178m

GROWTH POTENTIAL

Multiple mineralised lenses along the BIF horizon

Selene: 1km strike

- ↓ Ave. drill depth ~35m
-  Never mined
-  Wide, consistent & OPEN

HISTORICAL RESULTS

60.0m @ **1.7 g/t Au** from 100m
 52.0m @ **2.0 g/t Au** from 49m
 48.0m @ **1.9 g/t Au** from 96m



LATEST RESULTS

28.6m @ **2.0g/t Au** from 224m
 26.9m @ **1.6g/t Au** from 208m
 inc 5.0m @ **3.7g/t Au** from 227m

GROWTH POTENTIAL

Large-scale open system

North Scotia: 400m strike

- ↓ Ave. drill depth ~65m
-  Never mined
-  High grade & OPEN

HISTORICAL RESULTS

18.0m @ **9.8 g/t Au** from 1m
 7.0m @ **22.2 g/t Au** from 86m
 11.0m @ **6.0 g/t Au** from 25m



ONGOING EVALUATION

Target remains open with follow-up evaluation planned

GROWTH POTENTIAL

High grade shoots with significant upside

Regional: 16km potential

- ↓ Ave. drill depth ~60m
-  Limited exploration
-  Major regional gold trend potential

HISTORICAL RESULTS

20.0m @ **2.6 g/t Au** from 1m
 13m @ **13.3 g/t Au** from 5m
 10m @ **88.2 g/t Au** from 5m

ADVANCED TARGETS

Birthday Gift, Artemus, Plutus, Magills, Apollo to be tested

GROWTH POTENTIAL

District scale discovery potential

Proven team with a history of creating significant value



LEADERSHIP, STRATEGY & CAPITAL MARKETS

Proven executives with deep mining, strategy & leadership experience

Strong track record of delivering strategic growth and value



Jeff Sansom
CEO



Ray Shorrocks
Non-Executive Chair



TECHNICAL

Highly experienced geologists

Proven track record of discovery & resource growth



Ben Palich
EGM Growth



Duncan Grieve
Non-Executive
Director



FINANCE & GOVERNANCE

Experienced in finance, legal, people and culture

Focused on robust systems and sustainable growth



Sue Field
CFO



Maddison Cramer
Company
Secretary



Daina Del Borrello
EGM People



STRATEGIC CONSULTANTS & MAJOR SHAREHOLDERS



Steve Parsons



Michael Naylor



Amber Stanton
Non-Executive
Director



Russell Curtin
Non-Executive
Director

Mt Henry: The Rapid Transition

December 2025

February 2026

March 2026

April 2026

May 2026

TRANSACTION ANNOUNCED

- ✓ Acquisition of Mt Henry announced

LEADERSHIP & COMPLETION

- ✓ Shareholder approval received for Mt Henry (30 Jan 2026)
- ✓ Acquisition formally completed
- ✓ CEO commenced
- ✓ Geology Manager appointed

OPERATIONAL MOBILISATION

- ✓ Drilling commenced early March. Operational capacity scaling rapidly in parallel.
- ✓ Contract geology team mobilized to site. Hire equipment sourced
- ✓ Ground clearance activities completed and pads cleared.
- ✓ Second DD rig mobilized to site Mid March

RAPID WORKFORCE EXPANSION

- ✓ First Alicanto employees mobilised
- ✓ Infrastructure ordered including all weather dome and offices.
- ✓ Cumulative Alicanto workforce expanded to +10 on site.
- ✓ Core processing and logging systems operating efficiently to support multi-rig scale

CONTINUED GROWTH

- ✓ Initial assays released
- ✓ Additional assays pending
- ✓ Expanded operational capacity and accommodation secured to support ongoing growth
- ✓ Regional consolidation underway.



- ✓ Secured a high quality, district scale asset



- ✓ Strengthened leadership and completed transaction



- ✓ Efficient mobilization of drill rigs to site while capability was building to support scale



- ✓ Teams, systems & infrastructure scaled quickly to support & maintain strong field productivity



- ✓ Well positioned for results, growth and ongoing news flow.

Rapid mobilisation and parallel workstreams positioned Mt Henry for accelerated growth, expanding news flow and sustained drilling momentum

Alicanto Corporate Summary

Capital Structure

Cash position ¹	A\$14.3M
Share Price ²	A\$1.745
Shares Outstanding	161.9M
Market Capitalisation	A\$282M
Performance Rights / Options	67.9M / 1.25M

Shareholder Summary³

Institutional ownership (Global)	~24%
Westgold Resources (ASX: WGX)	19.9%
Board, Management and Advisers (fully diluted) ³	~20%



High-quality & expanding institutional investor base

Globally recognised resources investors, senior mining executives and alternative asset managers hold meaningful positions.



Continued momentum in the register

The register continues to broaden as the Company executes and delivers.



Supportive register and a robust balance sheet

Provides a strong foundation to advance Mt Henry and execute the next phase of growth.

1. Cash position at 31 March 2026.
2. Share price at market close on 15 May 2026.
3. Shareholder composition as of 27 April 2026.



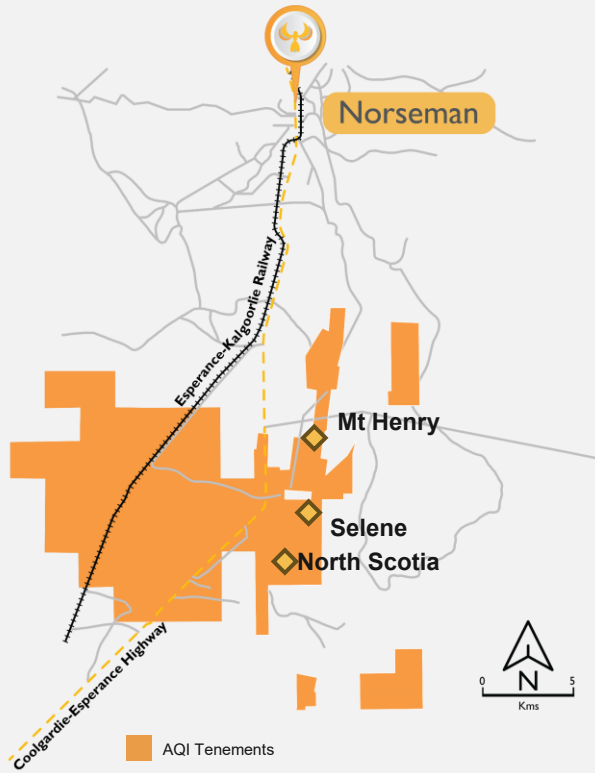
ALICANTO
MINERALS LIMITED

Project Overview



Infrastructure Advantage in a Tier-1 Gold District

1. Location & Access



- Located ~20kms south of **Norseman**
- **Sealed** highway access to site
- **Existing regional infrastructure** and workforce access

2. Existing Infrastructure



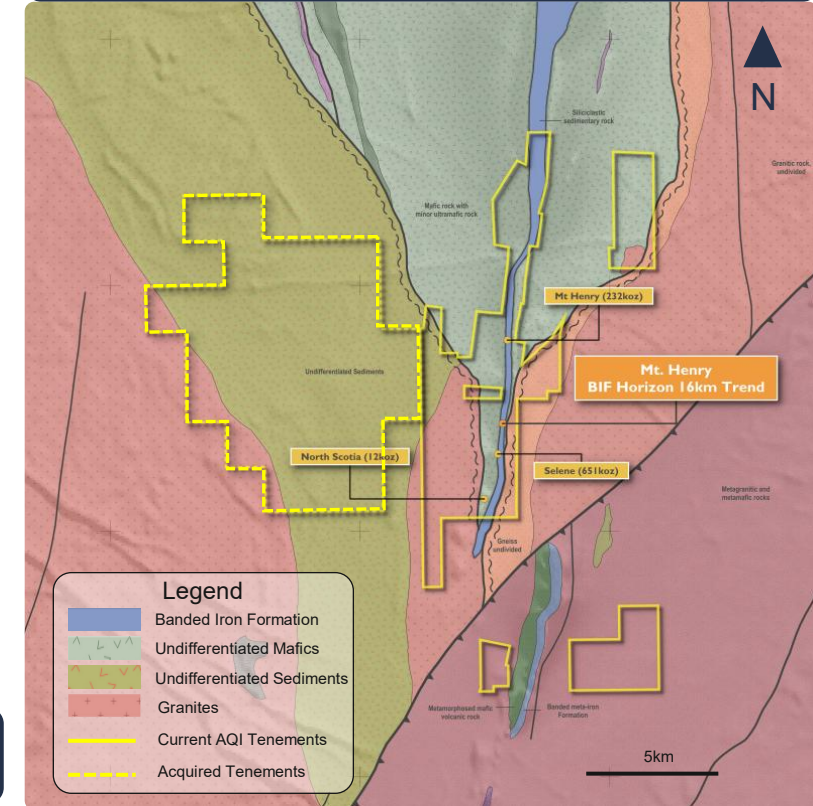
Coolgardie-Esperance Highway



Norseman Airstrip

- **Nearby airport** and logistics corridor
- Brownfields site with **granted tenure**
- **Development ready location**

3. Supportive Geology



- **150km²** within a proven gold district surrounded by multi-million ounce operations
- **16km** mineralised BIF corridor
- **Multiple** deposits and targets

Scratching the Surface on a Major Gold Trend



16km

Continuous BIF-hosted gold across entire strike



Multiple deposits

Mt Henry, Selene and North Scotia.



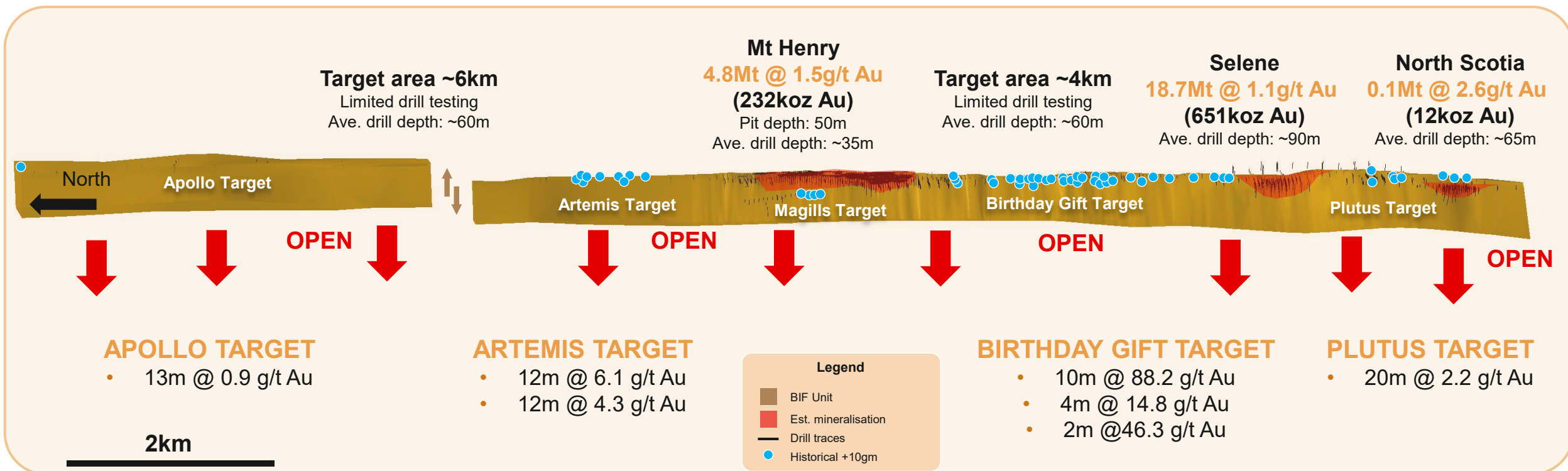
Large untested gaps

Testing will focus on along strike and at depth beyond current Resources



Clear, low-risk growth

Resource expansion through step-out and depth drilling



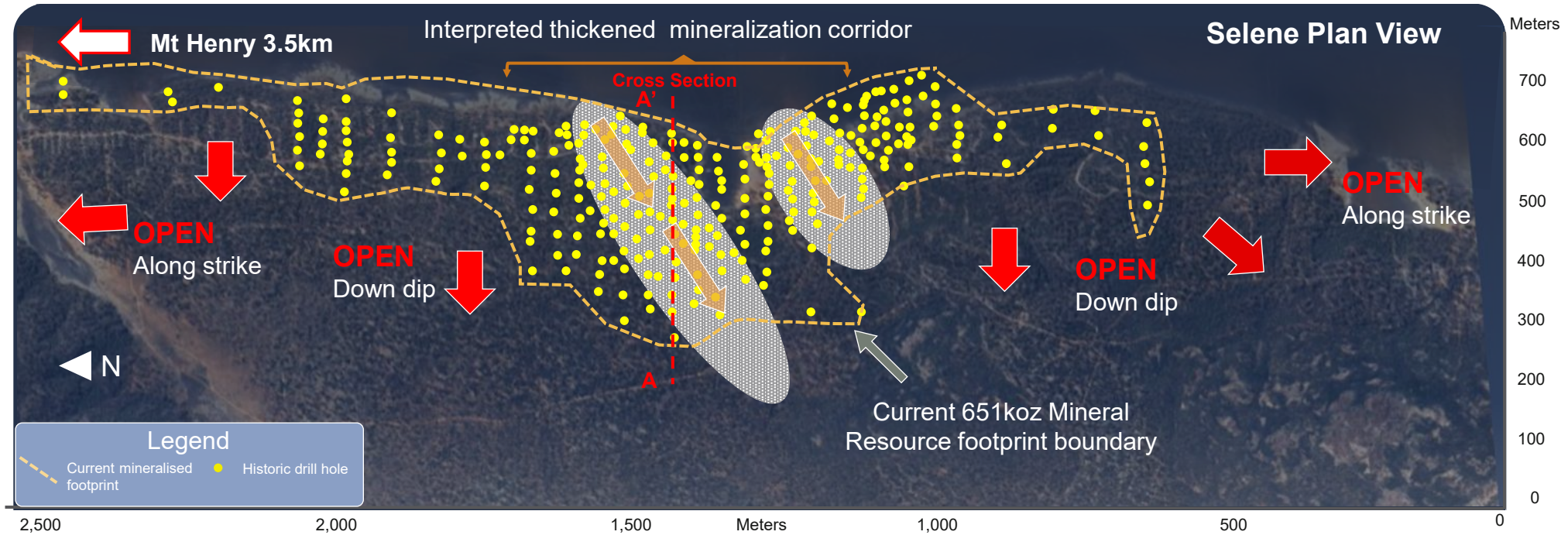
Long section looking East

16 km of structurally controlled gold mineralisation within BIF

Selene - Historical Drilling

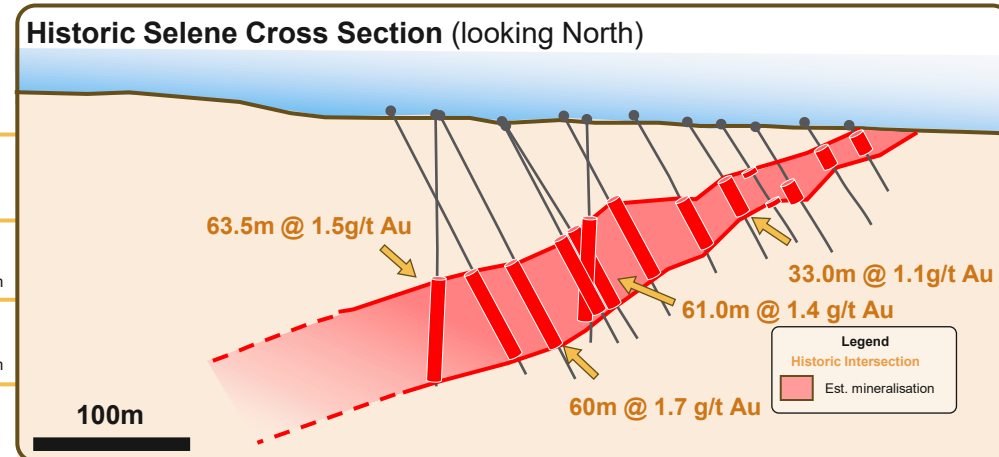


A' ALICANTO
MINERALS LIMITED

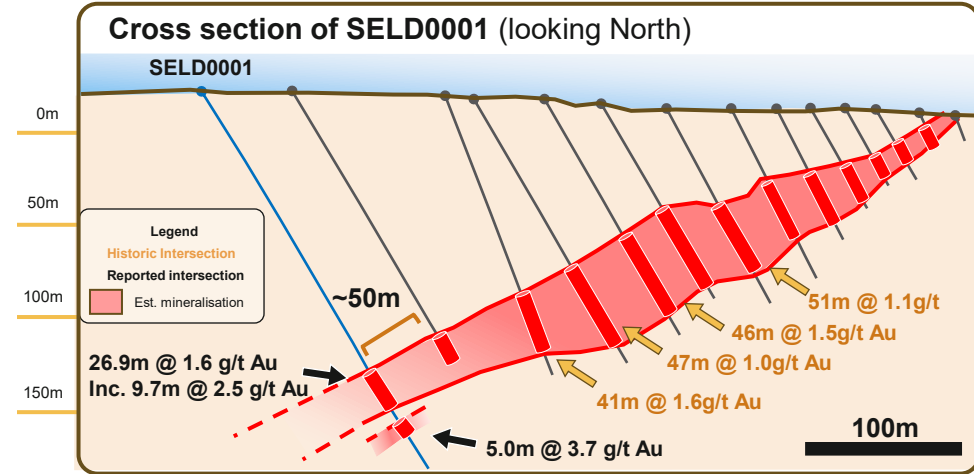
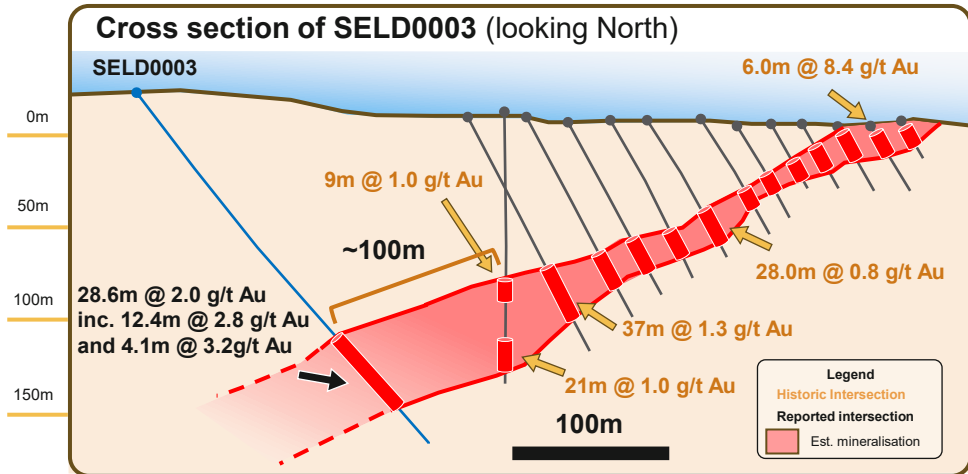
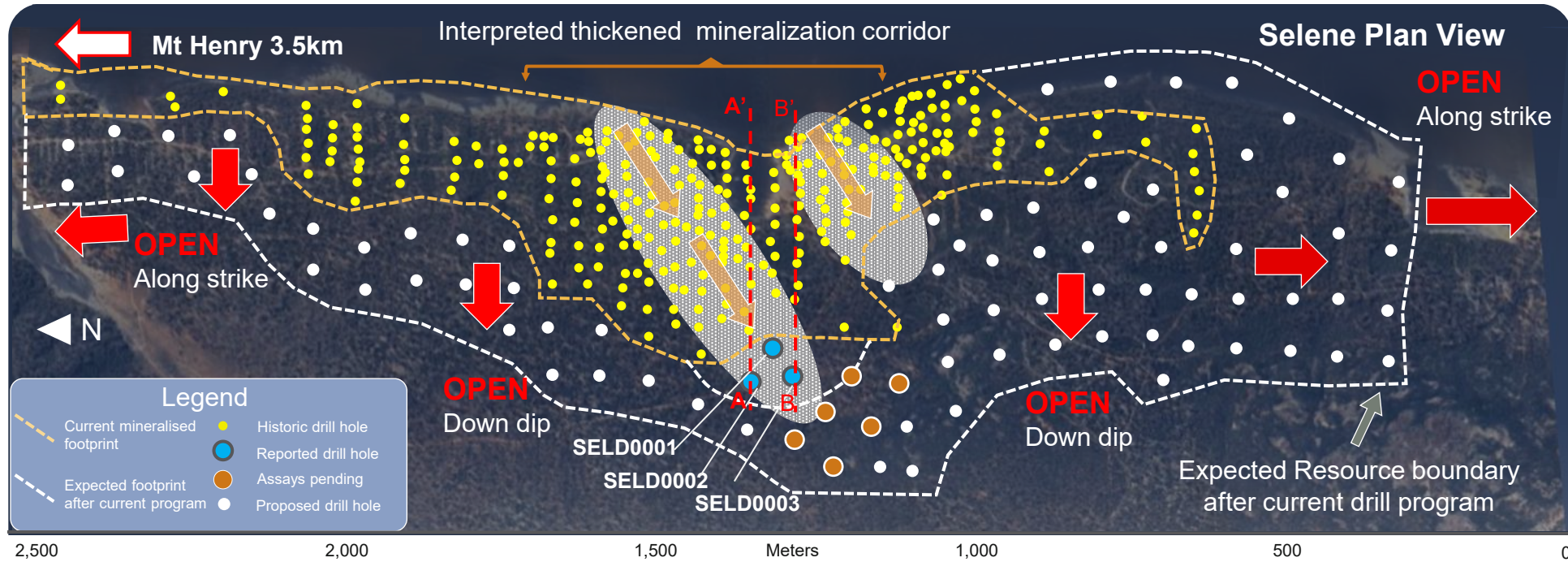


Shallow drilling. Ave. drill depth
90m

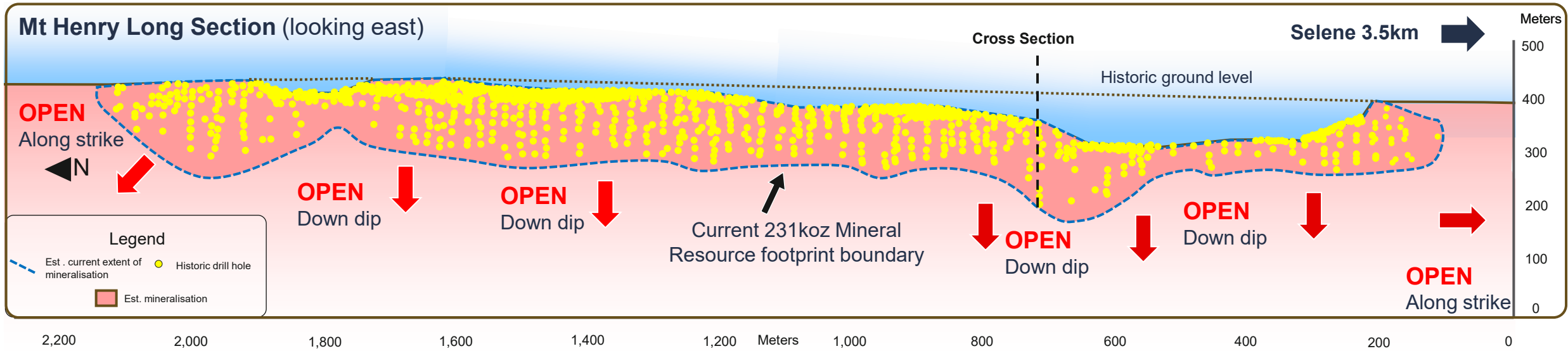
Multiple holes end in
mineralisation



Selene – Early Drilling Extends Mineralisation



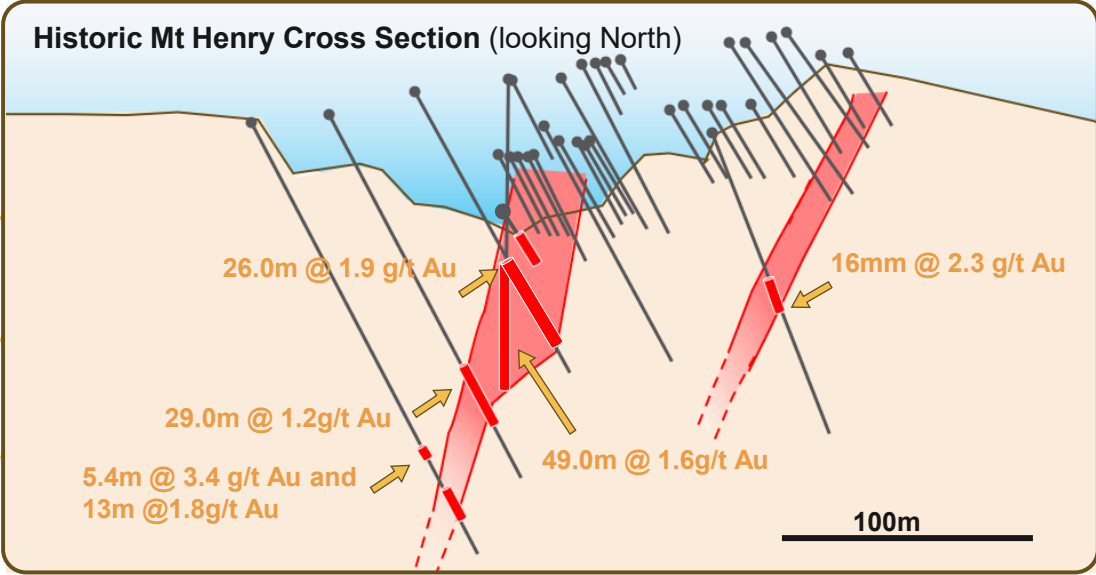
Mt Henry – Historical Drilling



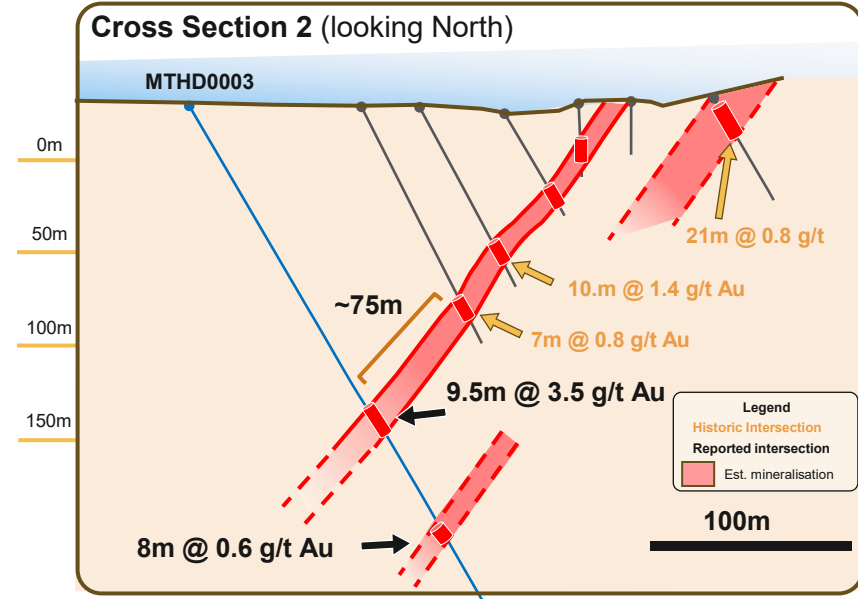
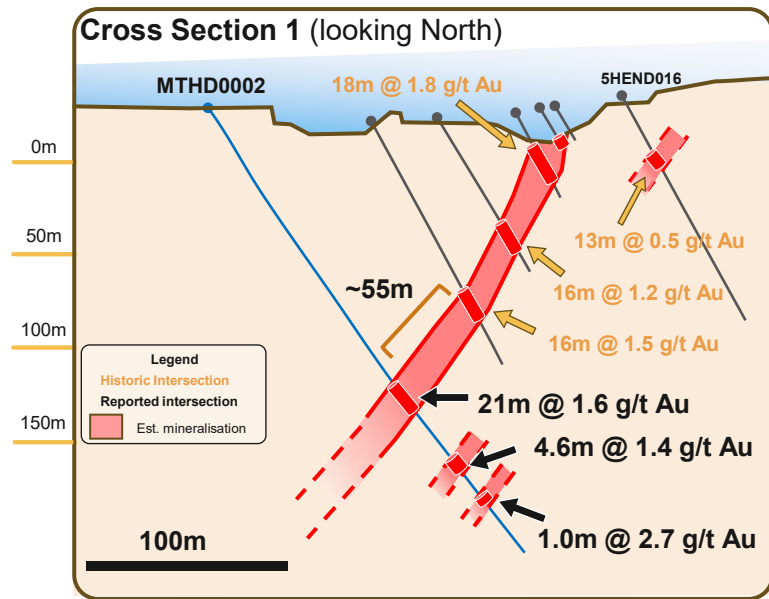
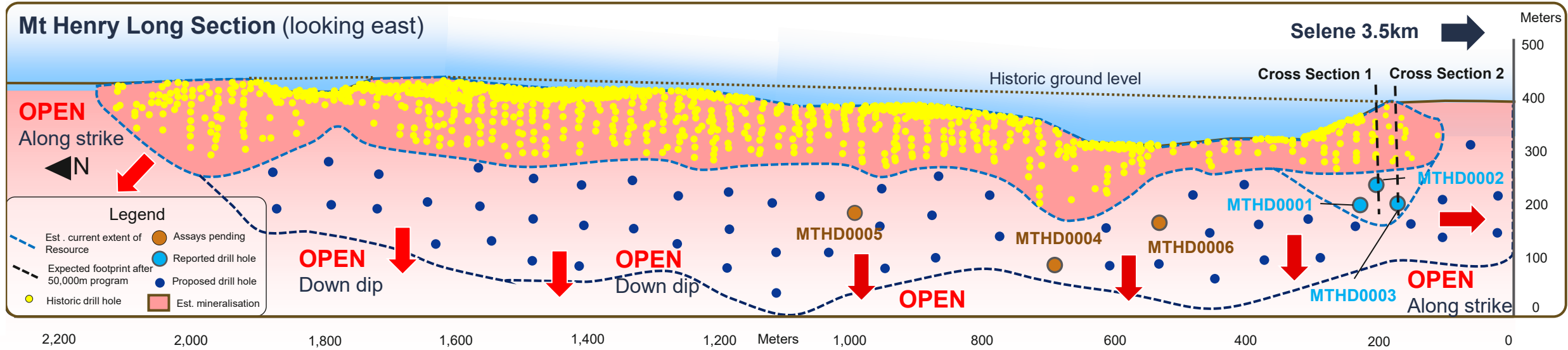
Limited shallow mining
to 90m

Average drill depth
35m

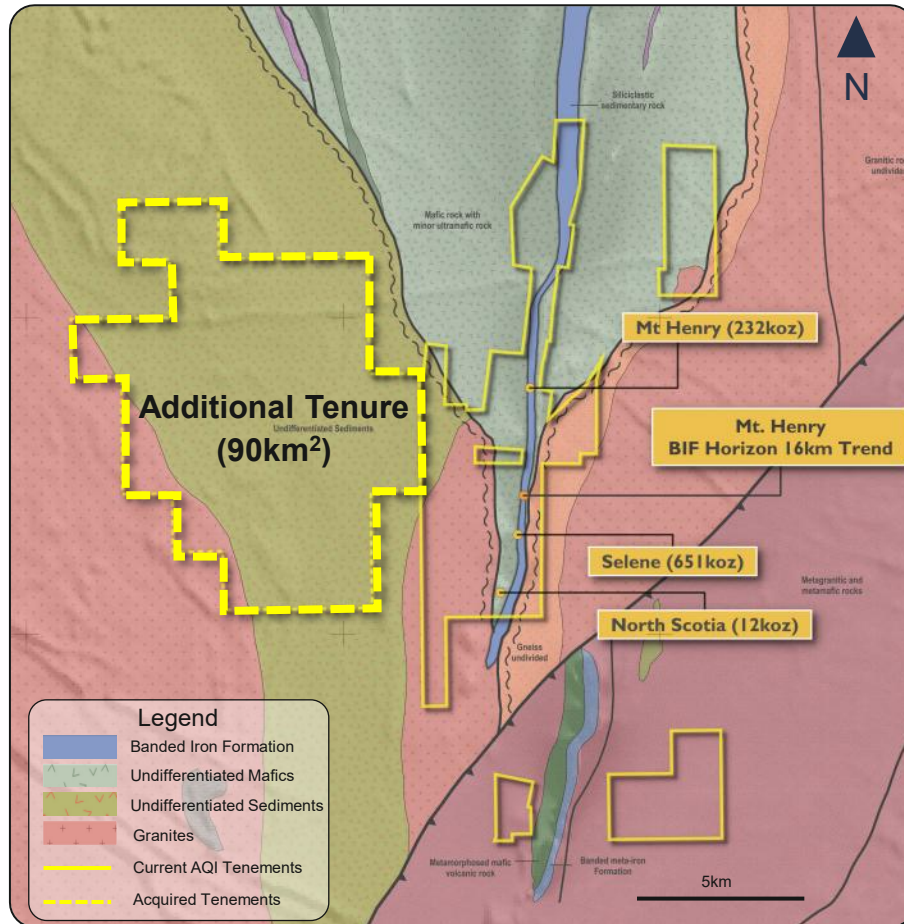
Multiple **holes end in mineralisation**



Mt Henry – Early Drilling Extends Mineralisation



Regional Expansion Driving Further Exploration Upside



STRATEGIC EXPANSION

Now holding **150km² of tenure** in a prolific gold region

UNDEREXPLORED GROUND

Limited historical drilling with **defined exploration targets** from previous work programs

DISTRICT SCALE OPTIONALITY

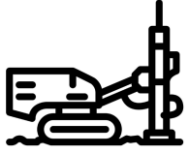
Increases exploration optionality and **provides greater upside** for discoveries

This additional ~90km² **materially strengthens Alicanto's regional position** and significantly **increases exploration upside.**

Underexplored Through Multiple Gold Cycles



ALICANTO
MINERALS LIMITED



~150,000m
drilled in ~30 years



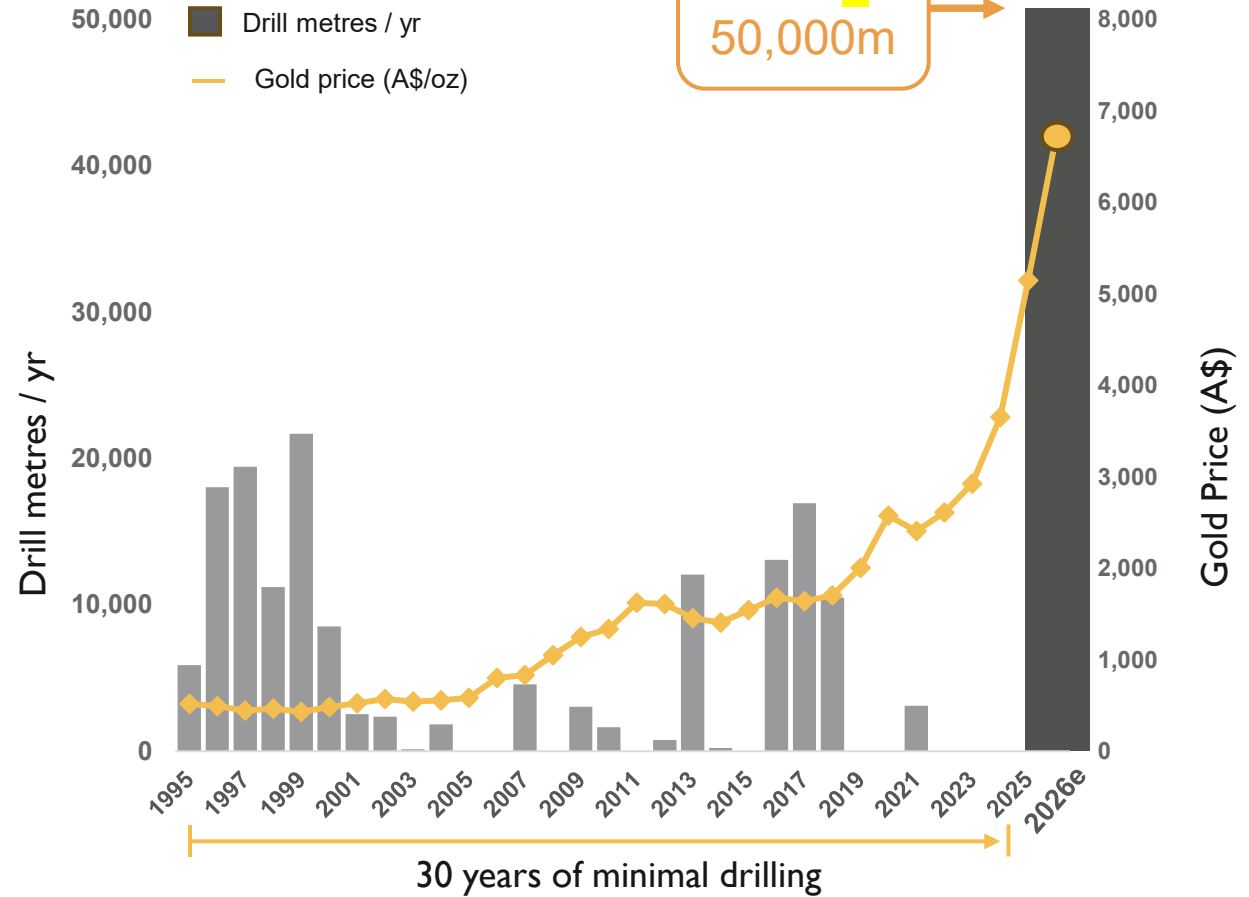
16km of strike ave. drill depth
<150m



Drilling largely **deposit-focused**



50,000m
drilling program well underway



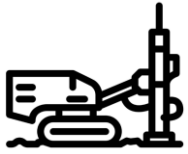
Historic pit shells at **A\$2,160/oz**
➔
A\$6,700/oz
today

* Drilling metres completed excludes grade control drilling. 2026 represents expected drill campaign. Spot gold price is based on 7 April 2026



The largest drilling program in the Project's history is underway

Current Status



2 diamond rigs operating

1 DD and 1 RC mobilizing in the coming weeks



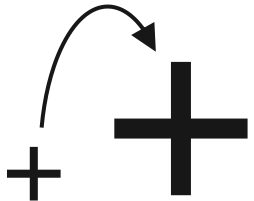
50,000m program

Testing strike and depth extensions

Focus and Objectives



Test the 16km BIF corridor



Expand the 915koz Resource

Initial Resource Update
Q2 FY27



Case Studies: Resource Growth via Modern Drilling

Modern drilling has consistently unlocked significant resource growth and market re-ratings in underexplored assets.

	Starting Market Capitalisation	Project Name	Resource Growth Since Acquisition		Current Market Capitalisation
 BELLEVUE GOLD	\$5M	Bellevue Mine	3.1Moz	➔	~\$2.5B
	\$279M	Bullabulling Project	2.2Moz	➔	~\$2.1B
	\$11M	Youanmi Project	1.0Moz	➔	~\$660M
	\$18M	Comet Vale Project	0.76Moz	➔	~\$310M
	\$153M	Ming Mine	739koz Au 711kt Cu 6Moz Ag	➔	~\$1.7B

Note: Case studies are provided for context only and do not imply comparable outcomes for Mt Henry.

A Large Gold System Poised for Substantial Growth

Large, proven gold system

915Koz already defined across multiple deposits within a 16km mineralised trend

Scale is yet to be tested

Decades of shallow, fragmented drilling with **limited depth or regional testing**

First modern drill program underway

50,000m program underway, testing continuity, depth extensions and broader system potential

Exploration results to drive value

Ongoing results expected to **demonstrate scale**, expand the resource and **underpin value growth**

Leverage to current gold price

Incremental ounces carry **meaningful valuation impact** in today's gold environment.

Execution focus

Board, management and advisers have **repeatedly delivered growth and value** in similar systems



MTHD0003: Image from 180.5m with the interval assay returning 10.07 g/t Au



ALICANTO

MINERALS LIMITED

ASX | AQI

REGISTERED OFFICE Level 2, 8 Richardson Street
West Perth WA 6005

PHONE +61 (0) 8 6279 9425

EMAIL info@alicantominerals.com.au

WEBSITE www.alicantominerals.com.au



ALICANTO
MINERALS LIMITED

Appendices



Current Mineral Resource Estimate: Mt Henry Project

Measured			Indicated			Inferred			TOTAL		
Tonnes (kt)	Grade (g/t Au)	Gold (koz Au)	Tonnes (kt)	Grade (g/t Au)	Gold (koz Au)	Tonnes (kt)	Grade (g/t Au)	Gold (koz Au)	Tonnes (kt)	Grade (g/t Au)	Gold (koz Au)
11,907	1.2	444	10,172	1.2	378	2,424	1.2	94	24,501	1.2	915

1. Mineral Resources are classified and reported in accordance with the 2012 JORC Code.
2. Mineral Resources have been reported at a 0.4g/t gold cut-off grade.
3. Numbers may not add up due to rounding.

Appendix: Norseman Greenstone Belt

Company	Project	Measured Resource			Indicated Resource			Indicated Resource			Total Resources		
		Tonnes (Mt)	Grade Au (g/t)	Contained Au (Moz)	Tonnes (Mt)	Grade Au (g/t)	Contained Au (Moz)	Tonnes (Mt)	Grade Au (g/t)	Contained Au (Moz)	Tonnes (Mt)	Grade Au (g/t)	Contained Au (Moz)
Evolution Mining	Mungari	2.1	4.3	0.3	90	1.3	3.8	79	1.20	3.0	170	1.3	7.2
	East Kundana JV (10)%	1.4	5.6	0.3	6.6	4.0	0.9	5.7	3.0	0.5	14	3.7	1.7
Northern Star	South Kalgoorlie	2.5	4.4	0.4	19.9	2.6	1.6	14.4	2.5	1.2	36.8	2.7	3.2
	KCGM	144.0	0.6	2.9	398.3	1.6	19.8	294.0	1.7	16.1	836.3	1.4	38.9
	Kanowna	6.2	3.3	0.7	59.5	1.7	3.3	43.3	1.4	1.9	109.0	1.7	5.9
WestGold	Beta Hunt	10.4	2.4	0.8	13.1	2.2	0.9	23.6	2.3	1.7	63.6	2.3	4.7
	Higginsville Total	2.6	2.1	0.2	5.8	2.7	0.5	8.4	2.5	0.7	3.8	2.7	0.3
Focus Minerals	Coolgardie	2.6	1.7	0.1	25.8	1.8	1.5	16.2	2.0	1.0	44.6	1.9	2.7
Astral	Mandilla	-	-	-	31	1.1	1.0	11	1.1	0.4	42	1.1	1.4
Goldfields	St Ives	0.8	2.6	<0.1	11.1	2.7	1.0	11.8	4.5	1.7	Not disclosed		2.7
Pantoro	Norseman	4.6	1.7	0.3	21.1	3.2	2.1	19.3	3.7	2.3	44.9	3.3	4.7
Vault Minerals	Mt Monger	7.5	2.5	0.6	17.4	3.2	1.7	10.2	4.4	1.5	35.2	3.4	3.8

Company	Project	Resource date	Reserve and Resource Statement Source
Evolution Mining	Mungari	31 December 2024	Group Mineral Resource statement for contained gold as at 31 December 2024. Resources & Reserves - Evolution Mining
	East Kundana JV (10)%	31 December 2024	East Kundana Joint Venture Mineral Resource Statement as at 31 December 2024. Resources & Reserves - Evolution Mining
Northern Star	South Kalgoorlie, KCGM, Kanowna	31 March 2025	Annual Mineral Resources and Ore Reserves Statement 31 March 2025. Resources & Reserves – NST (15 May 2025)
WestGold	Beta Hunt	30 June 2025	2025 Mineral Resource Estimate And Ore Reserves. Resources & Reserves – WestGold (3 September 2025)
	Higginsville	1 December 2025	2025 Mineral Resource Estimate And Ore Reserves. Resources & Reserves – WestGold . Higginsville included HGO, HGO Stockpiles, Two Boys
Focus Minerals	Coolgardie	31 December 2024	Annual General Meeting Presentation - 2025 AGM presentation (May 2025)
Astral	Mandilla	31 December 2024	Astral's Group Gold Mineral Resource Increases To 1.76Moz With Inclusion Of Spargoville Gold Project – Resources & Reserves - Resources & Reserves - Astral: (7 May 2025)
Goldfields	St Ives	31 December 2024	2024 Mineral Resources and Mineral Reserves Supplement to the Integrated Annual Report - Goldfields - MRMR Supplement 2024
Pantoro	Norseman	15 December 2025	Resources and Reserves Pantoro (22 September 2025)
Vault Minerals	Mt Monger	30 June 2025	Vault Minerals Reserves and Resources – 2025 AGM 2025 AGM Presentation (14 Nov 2025)

Appendix: Case Studies



ALICANTO
MINERALS LIMITED

Company (Project)	Project Status	Resource date	Measured Resource			Indicated Resources			Inferred Resources			Total Resources		
			Tonnes (Mt)	Grade Au (g/t)	Contained Au (koz)	Tonnes (Mt)	Grade Au (g/t)	Contained Au (koz)	Tonnes (Mt)	Grade Au (g/t)	Contained Au (koz)	Tonnes (Mt)	Grade Au (g/t)	Contained Au (koz)
Bellevue Gold (Bellevue Project)	Exploration	1 Aug 2018	0	0	0	0	0	0	1.9	8.2	500	1.9	8.2	500
	Producing	1 Aug 2025	0	0	0	6.3	9.7	2.0	4.4	7.9	1.1	10.7	8.9	3,100
Minerals 260 (Bullabulling Project)	Exploration	14 Jan 2025	0	0	0	39.0	1.1	1,400	21.0	1.3	890	60.0	1.2	2,300
	Exploration	1 Dec 2025	0	0	0	93.0	1.0	3,000	42.0	1.1	1,500	130.0	1.0	4,500
Rox Resources (Youanmi Project)	Exploration	10 Apr 2019	0	0	0	5.5	2.7	476	7.0	3.2	714	12.5	3.0	1,191
	Exploration	21 Jul 2025	0	0	0	7.9	6.0	1,546	4.1	4.7	623	12.1	5.6	2,170
Labyrinth Resources / Gorilla Gold Mines (Comet Vale Project)	Exploration	11 Apr 2023	0	0	0	0.3	5.6	56	0.3	4.0	40	0.6	4.8	96
	Exploration	15 Dec 2025	0	0	0	1.7	4.1	220	5.6	3.5	640	7.3	3.7	860
FireFly Metals (Ming Mine)	Exploration	31 Aug 2023	8.4	0.5g/t Au 1.7% Cu 3.6g/tAu	124koz Au 144 kt Cu 962koz Ag	15.3	0.3g/t Au 1.85% Cu 2.4g/t Ag	148 Au 284kt Cu 1.2Moz Ag	6.4	0.4g/t Au 1.86% Cu 2.6g/t Ag	79koz Au 120kt Cu 0.5Moz Ag	30.2	0.4g/t Au 1.81% Cu 2.8g/t Ag	351koz Au 547kt Cu 2.7Moz Au
	Exploration	18 Nov 2025	6.3	0.3g/t Au 1.5% Cu 1.9g/t Ag	50koz Au 94kt Cu 388koz Ag	41.2	0.4g/t Au 1.7% Cu 3.2g/t Ag	488koz Au 708kt Cu 4.3Moz Ag	23.1	0.7g/t Au 2.0% Cu 5.9g/t Ag	553koz Au 456kt Cu 4.4moz Ag	Not disclosed	1.1Moz Au 1.4Mt Cu 8.7Moz Ag	

Company (Project)	Acquisition completion date	Source
Bellevue Gold (Bellevue Project)	19 Dec 2018	"Completion of Bellevue Gold Project Acquisition, Management Appointment, Exploration Update"
Minerals 260 (Bullabulling Project)	10 Apr 2025	Relisting to the ASX following suspension from quotation "Reinstatement to Quotation"
Rox Resources (Youanmi Project)	10 Apr 2019	"Joint Venture Acquisition at Youanmi with Venus Metals"
Labyrinth Resources / Gorilla Gold Mines (Comet Vale Project)	30 April 2018	"Relisting Update and ASX Code Change"
FireFly Metals (Green Bay Copper Gold Project)	20 October 2023	"AuTECO completes acquisition of Green Bay Copper-Gold Project in Canada"

Bellevue Gold Ltd – References to the Bellevue maiden Mineral Resource estimate has been extracted from the ASX announcement dated 1 August 2018 titled "High-Grade Maiden Resource Estimate 1.9 Mt @ 8.2 g/t gold for 500,000 ounces Bellevue Gold Project". References to the latest Bellevue Mineral Resource estimate has been extracted from the ASX announcement dated 1 August 2025 titled "FY26 Guidance and Annual Resource & Reserve Statement".

Minerals 260 Ltd – References to Bullabulling Resource estimate at acquisition has been extracted from the ASX announcement dated 14 January 2025 titled "Transformational acquisition of the 2.3Moz Bullabulling Gold Project in Western Australia, one of Australia's largest undeveloped gold projects". Reference to the latest Bullabulling Resource estimate has been extracted from the ASX announcement dated 1 December 2025 titled "Bullabulling Gold Project Mineral Resource doubles to 4.5Moz".

Rox Resources Ltd - References to the Youanmi Resource estimate at acquisition has been extracted from the ASX announcement dated 10 April 2019 titled "Joint Venture Acquisition at Youanmi with Venus Metals. References to the latest Youanmi Resource estimate has been extracted from the ASX announcement dated 21 July 2025 titled "Underground Resource Increase to 2.1 Moz".

Labyrinth Resources Ltd (Gorilla) – Reference to the previous Comet Vale resource estimate has been extracted from ASX announcement dated 11 April 2023 titled "Labyrinth lays foundation for growth with completion of Resource and exploration strategy". Reference to the latest Comet Vale Resource estimate has been extracted from **Gorilla Gold Mines Ltd's** ASX announcement dated 15 December 2025 titled "Mineral Resource for Comet Vale Gold Project increases 900% to 0.86Moz at 3.7g/t Au".

FireFly Metals – Reference to the previous Ming Mine resource estimate was extracted from the ASX announcement dated 31 August 2023 titled "Green Bay Copper-Gold Project" Reference to the latest resource estimate has been extracted from ASX announcement titled "Mineral Resource increases 51% to 1.4Mt of Copper and 1.1Moz of Gold" dated 18 November 2025.