

## QUOTATION OF OPTIONS, TOP 20 AND DISTRIBUTION SCHEDULE

Kuniko Limited (KNI or “the Company”) is pleased to confirm that it expects the quotation of 51,179,245 listed options exercisable at \$0.07 expiring 4 May 2029 (the Quoted Options) to commence on 5 May 2026.

The Quoted Options were issued by the Company in connection with the Company’s 2026 placement and as consideration for broker services provided to the Company and were approved by Shareholders at the General Meeting held 15 April 2026.

To enable trading in the Quoted Options, the Company lodged an Options Prospectus (the Prospectus) with ASIC on 27 April 2026, in accordance with the Corporations Act 2001 (Cth). The Prospectus removes any on-sale restrictions that would otherwise apply to the Quoted Options. A Target Market Determination (TMD) is available on the Company’s website.

The Company has also released an Appendix 2A in respect of the Quoted options today.

In accordance with ASX requirements, the following information is attached:

- Top 20 holders of the Quoted Options; and
- Distribution schedule of the Quoted Options.

**Enquiries** Joel Ives, Company Secretary  
Telephone: +61 8 6364 5095  
Email: [info@kuniko.eu](mailto:info@kuniko.eu)

**Authorisation** This announcement has been authorised by the Board of Directors of Kuniko Limited.

**ASX:** KNI

**Gettex/FSX/XMUN/XSTU:**  
WKN: A3CTAL  
ISIN: AU0000159840

### Highlights

Advancing **Silver, Gold** and **Base Metals** projects in Australia and **Battery Metals** projects in Europe

Targeting **critical** and **strategic** minerals for energy transition and security

**Ethical Sourcing** ensured

### Corporate Directory


Kuniko Limited  
ACN 619 314 055


Managing Director  
Maja McGuire


Chairman  
Gavin Rezos


Non-Executive Director  
Brendan Borg


Company Secretaries  
Joel Ives, Tom O’Rourke


 [www.kuniko.eu](http://www.kuniko.eu)


 [info@kuniko.eu](mailto:info@kuniko.eu)

 [@KunikoLtd](https://twitter.com/KunikoLtd)

 [KunikoLimited](https://www.linkedin.com/company/kuniko-limited)

 [Kuniko-limited](https://www.facebook.com/kuniko-limited)

 Level 28, AMP Tower,  
140 St Georges Terrace  
Perth WA 6000

 +61 8 6364 5095

# Top Holders Grouped Report

## Kuniko Limited

Security Class(es): KNIO - LISTED OPTION @ \$0.07 EXP 04/05/2029

Display Top: 20

 As at Date: 04-May-2026

| Position | Holder Name  | Holding   | % IC  |
|----------|--|-----------|-------|
| 1        | VIDOG CAPITAL PTY LTD  | 4,346,725 | 8.49% |
| 2        | RUTHIE PTY LTD<br><RUTHIE A/C>   | 3,199,882 | 6.25% |
| 3        | BOSTOCK INVESTMENTS PTY LTD  | 2,855,785 | 5.58% |
| 4        | JP EQUITY HOLDINGS PTY LTD   | 2,370,283 | 4.63% |
| 5        | PALISADES INVESTMENTS LTD  | 1,500,000 | 2.93% |
| 6        | DJR 29 PTY LTD<br><DJR INVESTMENT A/C>   | 1,394,340 | 2.72% |
| 7        | UBS NOMINEES PTY LTD   | 1,179,246 | 2.30% |
| 8        | PHILLIP STREET HOLDINGS PTY LTD<br><PHILLIP STREET A/C>  | 943,397   | 1.84% |
| 8        | MR CRAIG EDWARD WESTON   | 943,397   | 1.84% |
| 8        | INYATI FUND PTY LTD  | 943,397   | 1.84% |
| 8        | SCINTILLA STRATEGIC INVESTMENTS LIMITED  | 943,397   | 1.84% |
| 9        | SEND IT NOMINEES PTY LTD<br><TOOWOO FAMILY A/C>  | 927,359   | 1.81% |
| 10       |  RIYA INVESTMENTS PTY LTD | 923,729   | 1.80% |

| Position | Holder Name  | Holding | % IC  |
|----------|--|---------|-------|
| 11       | MR DYLAN RANDS   | 896,227 | 1.75% |
| 12       | FERGUSON STOCKS PTY LTD<br><THE FERGUSON SHARE A/C>                              | 849,057 | 1.66% |
| 13       | HOPE STREET EQUITIES PTY LTD<br><HOPE STREET CAPITAL A/C>                        | 809,847 | 1.58% |
| 14       | SS415 DEVELOPMENTS PTY LTD   | 754,717 | 1.47% |
| 14       | GOLDFIRE ENTERPRISES PTY LTD   | 754,717 | 1.47% |
| 15       | NETWEALTH INVESTMENTS LIMITED<br><WRAP SERVICES A/C>                             | 750,000 | 1.47% |
| 16       | OATES INVESTMENTS (AUSTRALIA) PTY LTD  | 707,548 | 1.38% |
| 16       | MR JEREMY NICHOLAS TOLCON &<br>MRS NADINE RUTH TOLCON<br><JEMINE SUPER FUND A/C> | 707,548 | 1.38% |
| 16       | CAMAL EQUITY PTY LTD   | 707,548 | 1.38% |
| 16       | PARKER PENSION FUND PTY LTD<br><R PARKER FAM PENS FUND A/C>                      | 707,548 | 1.38% |
| 16       | MRS NADINE RUTH TOLCON   | 707,548 | 1.38% |
| 16       | CHIFLEY PORTFOLIOS PTY LIMITED<br><DAVID HANNON RETIREMENT A/C>                  | 707,548 | 1.38% |
| 17       | DRM TECHNOLOGIES PTY LTD   | 660,378 | 1.29% |
| 18       | BOBARINO PTY LTD   | 550,000 | 1.07% |
| 19       | FOXTAIL PTY LTD  | 500,000 | 0.98% |
| 19       | ORCA CAPITAL GMBH  | 500,000 | 0.98% |
| 19       | LARRAKEYAH PTY LIMITED<br><THE MOORE FAMILY A/C>                                 | 500,000 | 0.98% |
| 20       | MR MAREK RISTWEJ   | 471,698 | 0.92% |

| Position                    | Holder Name  | Holding           | % IC           |
|-----------------------------|--|-------------------|----------------|
| 20                          | MR BRENDAN JAMES BORG &<br>MRS ERIN BELINDA BORG<br><BORG FAMILY SUPER FUND A/C> | 471,698           | 0.92%          |
| 20                          | DEAD KNICK CAPITAL PTY LTD   | 471,698           | 0.92%          |
| 20                          | LOLLYWATCH PTY LTD<br><PST SUPER A/C>  | 471,698           | 0.92%          |
| 20                          | AYMON PACIFIC PTY LTD<br><JEREZOS DISCRETIONARY A/C>                             | 471,698           | 0.92%          |
| <b>TOTALS</b>               |  | <b>36,599,658</b> | <b>71.51%</b>  |
| <b>Total Issued Capital</b> |  | <b>51,179,245</b> | <b>100.00%</b> |

 Holding is aggregated over a shareholder group

 Report generated on 04-May-2026 at 04:56 PM

# Holdings Range Report

Kuniko Limited

Security Class(es): KNIO - LISTED OPTION @ \$0.07 EXP 04/05/2029

📅 As at Date: 04-May-2026

| Holding Ranges                           | Holders    | Total Units       | % Issued Share Capital |
|--|------------|-------------------|------------------------|
| above 0 up to and including 1,000        | 0          | 0                 | 0.00%                  |
| above 1,000 up to and including 5,000    | 0          | 0                 | 0.00%                  |
| above 5,000 up to and including 10,000   | 0          | 0                 | 0.00%                  |
| above 10,000 up to and including 100,000 | 33         | 2,404,957         | 4.70%                  |
| above 100,000                            | 88         | 48,774,288        | 95.30%                 |
| <b>TOTALS</b>                            | <b>121</b> | <b>51,179,245</b> | <b>100.00%</b>         |