

30 April 2026

## Quarterly Activities Report

### March 2026

#### Operations

- **Laverton Downs Gold Project, Laverton WA**
  - Strategic review of project undertaken, decision made to undertake exploration program this calendar year focusing on the Rosemont trend and a follow-up of results at the Lancefield trend.
  - Planning and logistics for drill program have commenced.
- **Nexus Project, West Arunta WA**
  - APC awaits the results of the GSWA Aileron Airborne Survey which are expected to be released in part in May 2026.
- **New Project Opportunities**
  - APC is actively assessing new project opportunities to complement its existing project portfolio.

---

APC Minerals Limited (ASX: **APC** or the **Company**) hereby provides its Quarterly Activities Report for the period ended 31 March 2026.

#### Operations

##### Laverton Downs Gold Project

During the quarter, the Company undertook a strategic review of the Laverton Downs Gold project assisted by its geological consultants.

The Laverton Downs Gold Project, situated immediately north of Laverton WA, straddles the highly mineralised Lancefield and Rosemont-Barnicoat trends. The Lancefield structure hosts multiple gold deposits, including the large, high-grade Lancefield deposits (1.5Moz), situated to the south of the LDP.

The review determined that there is strong geological merit in undertaking further exploration activity at Laverton Downs focussed on the Rosemont Trend and the Lancefield Trend – refer figures following.

##### Rosemont Trend

The Rosemont Trend remains relatively under-explored but exhibits strong similarities with the Lancefield Trend. Notably Regis Resources is active on the Rosemont Trend at Duketon South.

Historical geophysics have identified a high priority target area on the Rosemont Trend (refer Figure 3) and the area will be the subject of an air-core program to be conducted in the second half of this calendar year, with planning having already commenced.

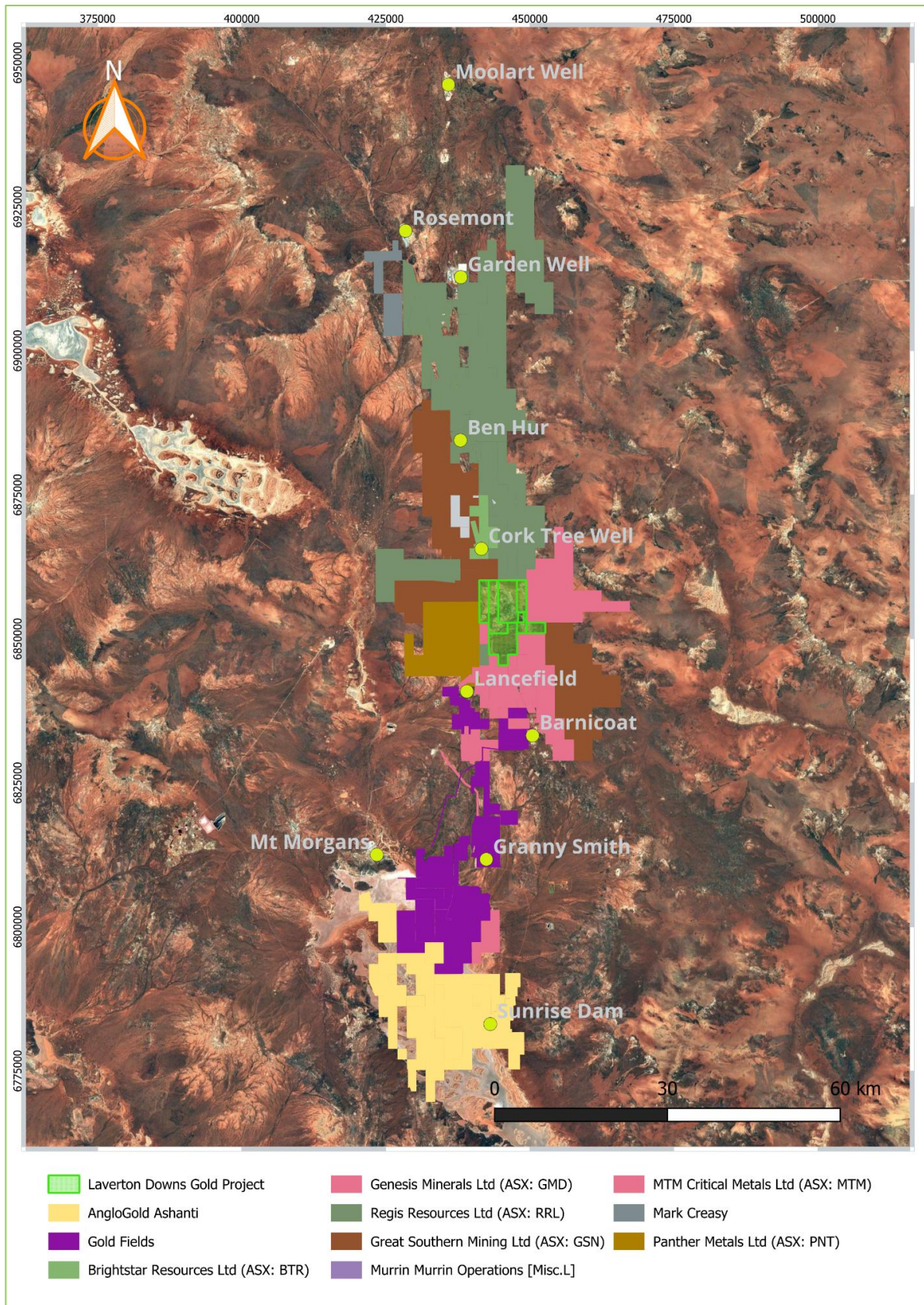


Figure 1: The Laverton Downs Gold Project proximate to other workers and operators, Laverton WA

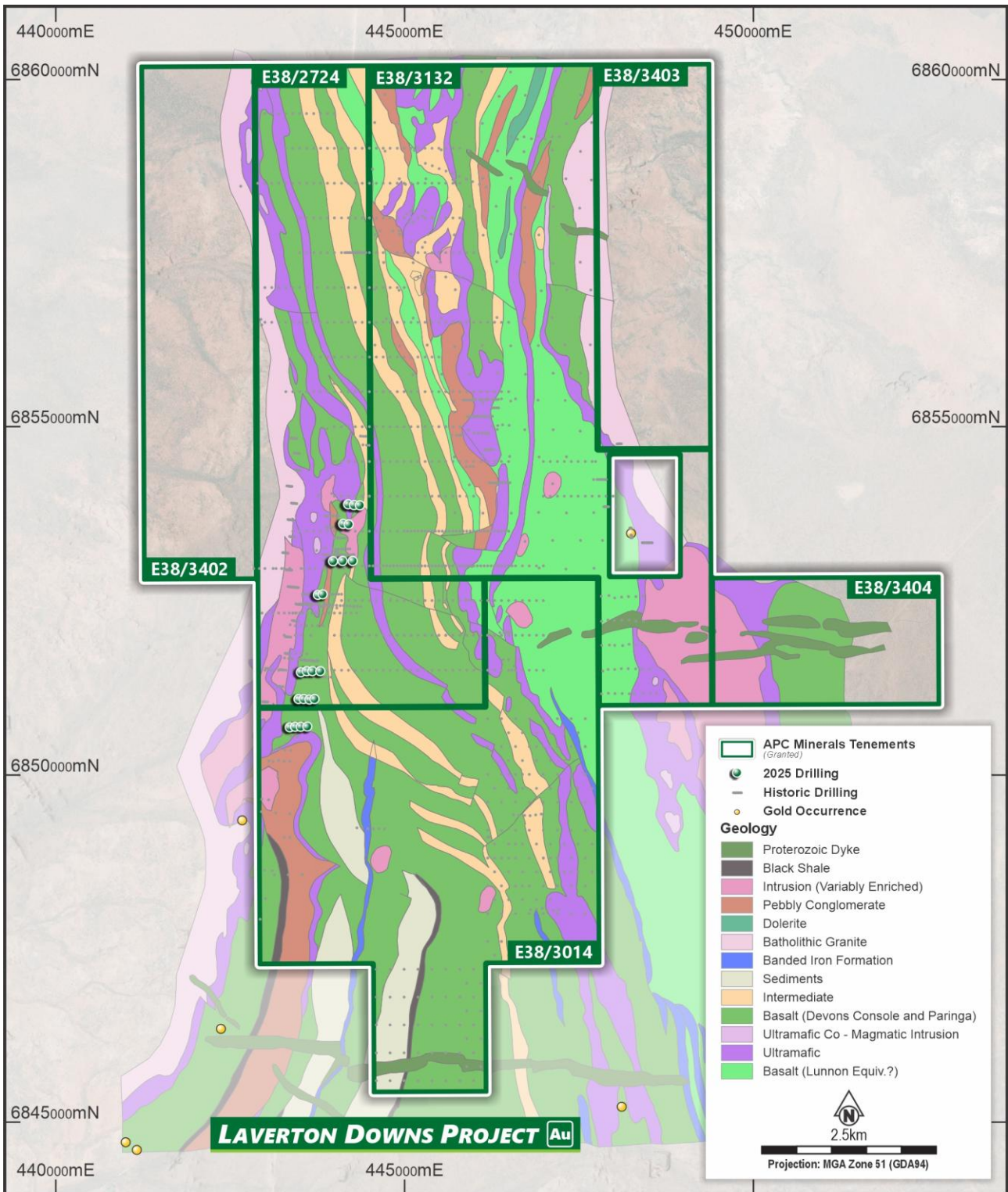
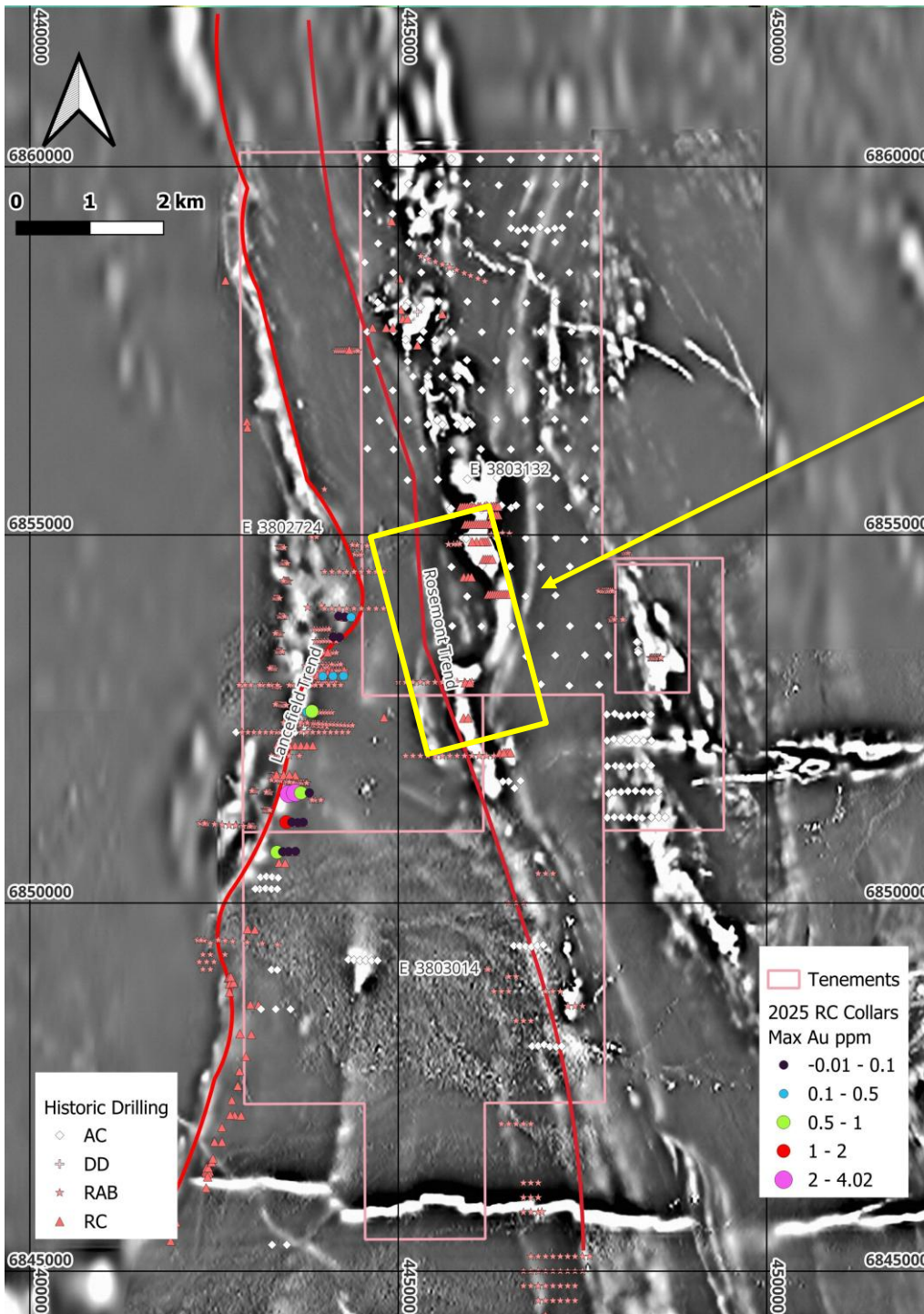


Figure 2: The Laverton Downs Gold Project over 1:90,000 regional geology, Laverton WA



Target area; large bend and strike change

Figure 3: Geophysics over Rosemont trend showing high priority target area

### Lancefield Trend

During calendar year 2025, APC conducted a drill program at specific targets on the Lancefield Trend.

The following information is extracted from APC's ASX Announcement of 15 July 2025 titled "RC Drilling Results and Forward Program".

- The 2025 program consisted of 2,628 metres drilled across 22 holes following up previous 2013 drilling results including: 3m @ 10.13g/t Au from 23m, 2m @ 1.19g/t Au from 34m and 4m @ 0.89g/t Au from 27m.
- Holes were drilled to a depth of between 100 and 150 metres.
- Gold mineralised system confirmed in results with best intersections of:
  - **4m @ 1.2g/t Au from 104m 1m @ 4.02g/t Au from 104m (LD25RC012)**
  - **2m @ 2.04g/t Au from 57m (LD25RC011)**
  - **4m @ 0.54g/t Au from 98m including 1m @ 1.29g/t Au from 101m (LD25RC015)**
  - **13m @ 0.11g/t Au 69m including 1m @ 0.62g/t Au from 69m (LD25RC019); and**
  - **7m @ 0.12g/t Au from 94m including 1m @ 0.63g/t Au from 96m (LD25RC005)**
- Conclusion: the program successfully intersected shear hosted zones of gold mineralisation including some reasonable gold grades, with gold hosted in basalts with minor sulfides and quartz.

The Company's geological consultants have reviewed the results and recommend that a RC Program be conducted targeting the area below the best results from the 2025 program. APC's geological consultants have designed a program to test down to 200 metres targeting the fresh rock beneath the best of the historical gold results.

Planning for the program has commenced.

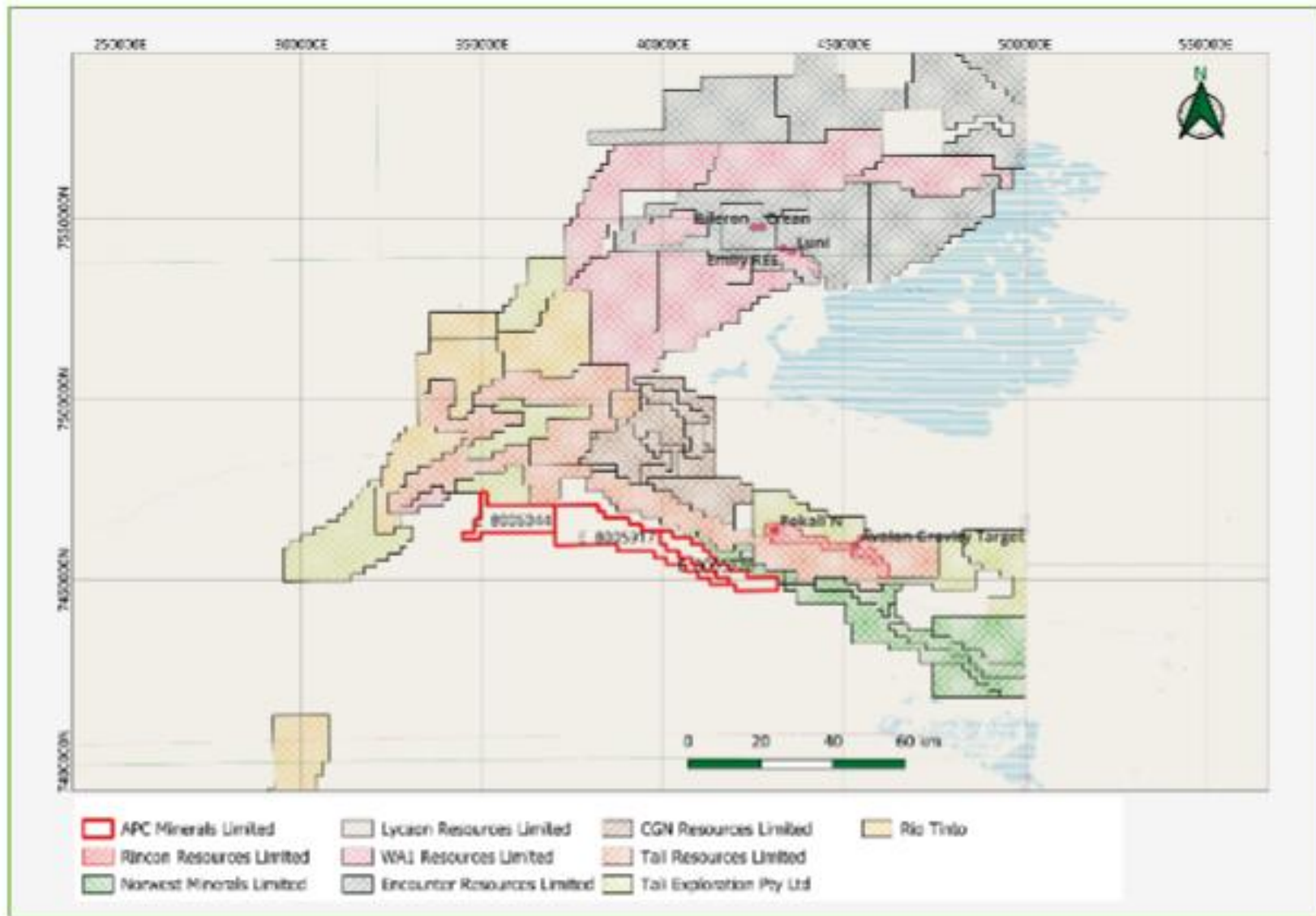
### **Nexus Project, West Arunta, WA**

The Company eagerly awaits the results of the Geological Survey of Western Australia (GSWA) airborne survey across the West Arunta region including the Nexus Project area which was successfully completed on 15 December 2025.

Latest advice from GSWA is that the processed data will be available for review in early May 2026. and for which the results are expected in the first quarter of calendar year 2026.

APC holds a 100% interest in the West Arunta Nexus Project (Nexus), located approximately 1,000kms east-southeast of Port Hedland in Western Australia, and where several niobium (Nb) deposits and prospects hosted in carbonatite complexes have been identified.

Comprising of three exploration licences across an area of 636km<sup>2</sup> Nexus is an early-stage exploration opportunity surrounded by globally significant and emerging rare earth and critical mineral element deposits. The West Arunta is WA's most exciting exploration frontier with strong potential to hold sedimentary, IOCG, SEDEX & carbonatite hosted mineral deposits.



## Corporate

As at 31 March 2026, the Company held cash on hand of \$1.11 million.

During the quarter, the Company completed an entitlement offer which raised \$1,384,771 (before costs). Pursuant to the entitlement offer, Eligible Shareholders had the right to subscribe for thirteen (13) new Shares for every eleven (11) existing Shares held at the record date at a price of \$0.004 (Entitlement Offer). The Entitlement Offer was heavily subscribed, with applications being received for 544,551,454 New Shares totalling \$2,178,206; resulting in refunds totalling \$793,435.

Also during the quarter, the Company completed a small top-up placement, issuing 66,000,000 New Shares at \$0.004; raising a total of \$264,000 (before costs). The Placement provides APC Minerals Limited with increased financial flexibility to pursue new project opportunities and to fund the retention and advancement of its existing portfolio of projects.

### Exploration Activities Expenditure Information

During the quarter, payments for exploration expenditure and evaluation (expensed) were made totalling \$167,451; comprising tenement rates, rents and management of \$ 95,411, heritage and access related costs: \$65,025 and geological consulting fees of \$7,015. (ASX Listing Rule 5.3.1)

### Related Party Payment Information

During the quarter, payments to current related parties and their associates totalled \$187,289, comprising directors' salaries, fees, superannuation and PAYG. Included in this amount was a severance payment to outgoing Managing Director and CEO Matthew Shackleton of total of \$170,623. (ASX Listing Rule 5.3.5)

## Mineral Tenement Holdings

In compliance with ASX Listing Rule 5.3.3, APC provides the following information relating to its mineral tenement holdings as at 31 March 2026.

Area	Tenement	Interest at 30-Dec-25	Action during the Quarter	Interest at 31-Mar-26
<b>Laverton Downs</b>	E38/2724	100%	-	100%
	E38/3014	100%	-	100%
	E38/3132	100%	-	100%
<b>Nexus</b>	E80/5917	100%	-	100%
	E80/5778	100%	-	100%
	E80/6044	100%	-	100%

This release was authorised by Michael Fry, Company Secretary.

### **Michael Fry**

Company Secretary

[m.fry@apcminerals.com.au](mailto:m.fry@apcminerals.com.au)

M: +61 (0) 417 996 454

## About APC

APC holds a 100% interest in the **Laverton Downs Project (LDP)**, located 15kms north of Laverton, in Western Australia's north-Eastern Goldfields. The LDP is prospective for gold, nickel and other base metal sulphides and is located in the prominent gold bearing Lancefield sequence trending north of Laverton town site.

APC holds a 100% interest in the West Arunta **Nexus Project (Nexus)**, located approximately 1,000kms east-southeast of Port Hedland in Western Australian. Comprising of two exploration licenses across an area of 600km<sup>2</sup> Nexus is an early stage exploration opportunity surrounded by globally significant and emerging rare earth and critical mineral element deposits. The West Arunta is WA's most exciting exploration frontier with strong potential to hold sedimentary, IOCG, SEDEX & carbonatite hosted mineral deposits.

Please visit [www.apcminerals.com.au](http://www.apcminerals.com.au) for more information.

## Appendix 5B

### Mining exploration entity or oil and gas exploration entity quarterly cash flow report

Name of entity

APC Minerals Limited

ABN

58 149 390 394

Quarter ended ("current quarter")

31 March 2026

Consolidated statement of cash flows	Current quarter \$A'000	Year to date (9 months) \$A'000
<b>1. Cash flows from operating activities</b>		
1.1 Receipts from customers		
1.2 Payments for		
(a) exploration & evaluation	(167)	(295)
(b) development	-	-
(c) production	-	-
(d) staff costs	(200)	(413)
(e) administration and corporate costs	(214)	(476)
1.3 Dividends received (see note 3)	-	-
1.4 Interest received	1	3
1.5 Interest and other costs of finance paid	-	-
1.6 Income taxes paid	-	-
1.7 Government grants and tax incentives	-	-
1.8 Other (provide details if material)	-10	-10
<b>1.9 Net cash from / (used in) operating activities</b>	<b>(590)</b>	<b>(1,191)</b>
<b>2. Cash flows from investing activities</b>		
2.1 Payments to acquire or for:		
(a) entities	-	-
(b) tenements	-	-
(c) property, plant and equipment	-	-
(d) exploration & evaluation	-	-
(e) investments	-	-
(f) other non-current assets	-	-

## Mining exploration entity or oil and gas exploration entity quarterly cash flow report

Consolidated statement of cash flows		Current quarter \$A'000	Year to date (9 months) \$A'000
2.2	Proceeds from the disposal of:		
	(a) entities	-	-
	(b) tenements	-	-
	(c) property, plant and equipment	95	140
	(d) investments	-	-
	(e) other non-current assets	-	-
2.3	Cash flows from loans to other entities	-	-
2.4	Dividends received (see note 3)	-	-
2.5	Other (provide details if material)	-	-
<b>2.6</b>	<b>Net cash from / (used in) investing activities</b>	<b>95</b>	<b>140</b>

<b>3.</b>	<b>Cash flows from financing activities</b>		
3.1	Proceeds from issues of equity securities (excluding convertible debt securities)	1,649	1,765
3.2	Proceeds from issue of convertible debt securities	-	-
3.3	Proceeds from exercise of options	-	-
3.4	Transaction costs related to issues of equity securities or convertible debt securities	(177)	(182)
3.5	Proceeds from borrowings	-	-
3.6	Repayment of borrowings	-	-
3.7	Transaction costs related to loans and borrowings	-	-
3.8	Dividends paid	-	-
3.9	Other (provide details if material)	-	-
<b>3.10</b>	<b>Net cash from / (used in) financing activities</b>	<b>1,472</b>	<b>1,583</b>

<b>4.</b>	<b>Net increase / (decrease) in cash and cash equivalents for the period</b>		
4.1	Cash and cash equivalents at beginning of period	135	580
4.2	Net cash from / (used in) operating activities (item 1.9 above)	(590)	(1,191)
4.3	Net cash from / (used in) investing activities (item 2.6 above)	95	140
4.4	Net cash from / (used in) financing activities (item 3.10 above)	1,472	1,583

## Mining exploration entity or oil and gas exploration entity quarterly cash flow report

<b>Consolidated statement of cash flows</b>		<b>Current quarter \$A'000</b>	<b>Year to date (9 months) \$A'000</b>
4.5	Effect of movement in exchange rates on cash held	-	-
<b>4.6</b>	<b>Cash and cash equivalents at end of period</b>	<b>1,111</b>	<b>1,1115</b>

<b>5.</b>	<b>Reconciliation of cash and cash equivalents</b> at the end of the quarter (as shown in the consolidated statement of cash flows) to the related items in the accounts	<b>Current quarter \$A'000</b>	<b>Previous quarter \$A'000</b>
5.1	Bank balances	1,111	1,111
5.2	Call deposits	-	-
5.3	Bank overdrafts	-	-
5.4	Other (provide details)	-	-
<b>5.5</b>	<b>Cash and cash equivalents at end of quarter (should equal item 4.6 above)</b>	<b>-</b>	<b>-</b>

<b>6.</b>	<b>Payments to related parties of the entity and their associates</b>	<b>Current quarter \$A'000</b>
6.1	Aggregate amount of payments to related parties and their associates included in item 1	187
6.2	Aggregate amount of payments to related parties and their associates included in item 2	-

*Note: if any amounts are shown in items 6.1 or 6.2, your quarterly activity report must include a description of, and an explanation for, such payments.*

## Mining exploration entity or oil and gas exploration entity quarterly cash flow report

<b>7. Financing facilities</b>	<b>Total facility amount at quarter end \$A'000</b>	<b>Amount drawn at quarter end \$A'000</b>
<i>Note: the term "facility" includes all forms of financing arrangements available to the entity. Add notes as necessary for an understanding of the sources of finance available to the entity.</i>		
7.1 Loan facilities	-	-
7.2 Credit standby arrangements	-	-
7.3 Other (please specify)	-	-
<b>7.4 Total financing facilities</b>	<b>-</b>	<b>-</b>
<b>7.5 Unused financing facilities available at quarter end</b>		<b>-</b>
7.6 Include in the box below a description of each facility above, including the lender, interest rate, maturity date and whether it is secured or unsecured. If any additional financing facilities have been entered into or are proposed to be entered into after quarter end, include a note providing details of those facilities as well.		
N/A		

<b>8. Estimated cash available for future operating activities</b>	<b>\$A'000</b>
8.1 Net cash from / (used in) operating activities (item 1.9)	(590)
8.2 Payments for exploration & evaluation classified as investing activities) (item 2.1(d))	-
8.3 Total relevant outgoings (item 8.1 + item 8.2)	(590)
8.4 Cash and cash equivalents at quarter end (item 4.6)	1,111
8.5 Unused finance facilities available at quarter end (item 7.5)	-
8.6 Total available funding (item 8.4 + item 8.5)	1,111
<b>8.7 Estimated quarters of funding available (item 8.6 divided by item 8.3)</b>	<b>1.88</b>
<i>Note: if the entity has reported positive relevant outgoings (ie a net cash inflow) in item 8.3, answer item 8.7 as "N/A". Otherwise, a figure for the estimated quarters of funding available must be included in item 8.7.</i>	
8.8 If item 8.7 is less than 2 quarters, please provide answers to the following questions:	
8.8.1 Does the entity expect that it will continue to have the current level of net operating cash flows for the time being and, if not, why not?	
Answer: No, the current quarter included the severance payment for departing MD/CEO Matthew Shackleton of \$170,623 inclusive of annual leave, long service leave and notice entitlements.	
8.8.2 Has the entity taken any steps, or does it propose to take any steps, to raise further cash to fund its operations and, if so, what are those steps and how likely does it believe that they will be successful?	
Answer: No, the Company has not taken any steps at this time. As stated above at 8.8.1, the Company expects its future quarterly cash flows to be lesser than incurred in the quarter ended 31 March 2026. Further, the entity is of the view that its current cash reserves are sufficient to carry out its planned activities for the calendar year 2026. The Company enjoys the strong support of its major shareholders and in the event that the Company required further funds to fund its operations, the Company would be confident that its major shareholders would provide the necessary support.	

---

**Mining exploration entity or oil and gas exploration entity quarterly cash flow report**


---

8.8.3 Does the entity expect to be able to continue its operations and to meet its business objectives and, if so, on what basis?

Answer: Yes on the basis of response at 8.8.2.

Note: where item 8.7 is less than 2 quarters, all of questions 8.8.1, 8.8.2 and 8.8.3 above must be answered.

### Compliance statement

- 1 This statement has been prepared in accordance with accounting standards and policies which comply with Listing Rule 19.11A.
- 2 This statement gives a true and fair view of the matters disclosed.

Date: 30 April 2026

Authorised by: MICHAEL FRY, Company Secretary and CFO  
(Name of body or officer authorising release – see note 4)

### Notes

1. This quarterly cash flow report and the accompanying activity report provide a basis for informing the market about the entity's activities for the past quarter, how they have been financed and the effect this has had on its cash position. An entity that wishes to disclose additional information over and above the minimum required under the Listing Rules is encouraged to do so.
2. If this quarterly cash flow report has been prepared in accordance with Australian Accounting Standards, the definitions in, and provisions of, *AASB 6: Exploration for and Evaluation of Mineral Resources* and *AASB 107: Statement of Cash Flows* apply to this report. If this quarterly cash flow report has been prepared in accordance with other accounting standards agreed by ASX pursuant to Listing Rule 19.11A, the corresponding equivalent standards apply to this report.
3. Dividends received may be classified either as cash flows from operating activities or cash flows from investing activities, depending on the accounting policy of the entity.
4. If this report has been authorised for release to the market by your board of directors, you can insert here: "By the board". If it has been authorised for release to the market by a committee of your board of directors, you can insert here: "By the [name of board committee – eg Audit and Risk Committee]". If it has been authorised for release to the market by a disclosure committee, you can insert here: "By the Disclosure Committee".
5. If this report has been authorised for release to the market by your board of directors and you wish to hold yourself out as complying with recommendation 4.2 of the ASX Corporate Governance Council's *Corporate Governance Principles and Recommendations*, the board should have received a declaration from its CEO and CFO that, in their opinion, the financial records of the entity have been properly maintained, that this report complies with the appropriate accounting standards and gives a true and fair view of the cash flows of the entity, and that their opinion has been formed on the basis of a sound system of risk management and internal control which is operating effectively.