



**HORSESHOE  
METALS  
LIMITED**

ASX ANNOUNCEMENT

30 April 2026

## **QUARTERLY ACTIVITIES REPORT**

### **QUARTER ENDED 31 MARCH 2026**

Horseshoe Metals Limited (ASX: HOR) (**Horseshoe, HOR or Company**) is pleased to present its Quarterly Activities Report for the quarter ended 31 March 2026.

#### **HIGHLIGHTS**

- **Copper Exploration Target released for Motters Zone at Horseshoe Lights**
  - **Exploration Target ranges between 2.6–3.6 million tonnes grading from 1.0–1.5% Cu**
- **Exploration Target estimated to a depth of 600 metres below surface and includes oxide, transitional and sulphide mineralisation in a steep west dipping and south plunging zone, with a strike of about 300m at surface**
- **Exploration Target highlights continuity and predictability of Motters mineralisation as Horseshoe aims to expand existing Mineral Resource Estimate**
- **Phase 2 drilling has been designed to focus on:**
  - **Oxide zone (surface to ~50m depth) at Motters**
  - **North dump and Southern Stockpile infill**
  - **Main Zone down plunge and along strike to the north**
  - **Motters Zone along strike and down plunge to the south**
- **Strong copper tailwinds continue to support discussions with several potential copper concentrate international offtake partners including three new parties engaged since January 2026**
- **Rising copper price highlights early cash flow opportunity from DSO sales of existing high-grade copper stockpiles**
- **Newly reported high-grade gold and silver assays add highly valuable potential revenue stream to DSO stockpile sales**
- **Assaying of DSO samples for precious metals completed at request of potential offtake partners – potential for significant credits with gold and silver material recorded up to 2.56 g/t Au and 107.3 g/t Ag**

#### **BOARD OF DIRECTORS**

Ms Kate Stoney  
*Non-Executive Director,  
Chief Financial Officer &  
Joint Company Secretary*

Mr Seldon Mart  
*Non-Executive Director*

Mr Peter Walker  
*Non-Executive Director*

Mr Josh Merriman  
*Joint Company Secretary*

**HORSESHOE METALS  
LIMITED**

ABN 20 123 133 166  
Level 2, 50 Kings Park Rd  
West Perth WA 6005

T: +61 8 6241 1844  
F: +61 8 6241 1811  
E: [info@horseshoemetals.com.au](mailto:info@horseshoemetals.com.au)

[www.horseshoemetals.com.au](http://www.horseshoemetals.com.au)

## Exploration & Development Summary

### Western Australia

#### Horseshoe Lights Copper-Gold Project, Western Australia

(HOR: 100%)

#### Project Summary

The Horseshoe Lights Copper-Gold Project ("HSL") is the original Cu/Au VMS discovery in the Bryah Basin and is located approx. 60 km west of DeGrussa Copper Mine owned by Sandfire Resources (ASX:SFR).

Past production from Horseshoe Lights includes approx. **316,000 oz Au & 55 kt Cu metal** in two phases of mining and the deposit contains a current in situ resource of **128 kt Cu metal @ 1.0% (0.5% cut-off) and 36,000 oz Au** (refer Table 1).

#### March Quarter Activity Summary

Horseshoe continued to advance key activities in relation to its flagship Horseshoe Lights Copper-Gold Project in Western Australia during the March quarter.

One of the key developments was reported in February 2026, with the Company releasing a new Exploration Target for the Motters Zone at Horseshoe Lights (refer ASX release 18 February 2026), comprising:

**2.6 – 3.6 million tonnes grading at 1.0 – 1.5% Cu\***  
(see Table 1 for details)

**Table 1: Exploration Target Ranges Motters Zone - HSL**

Target	Tonnes Range (MT)		Cu Range (%)	
	Minimum	Maximum	Minimum	Maximum
Motters Zone	2.6	3.6	1.0	1.5
<b>Total Exploration Target</b>	<b>2.6</b>	<b>3.6</b>	<b>1.0</b>	<b>1.5</b>

*\* The potential quantity and grade of the Exploration Target is conceptual in nature. There has been insufficient exploration to estimate a Mineral Resource and it is uncertain if further exploration will result in the estimation of a Mineral Resource.*

#### Summary of Exploration Target Data & Methodology

The Exploration Target is based on interpretation of exploration and extensive drilling campaigns completed to date (see summary of ASX releases below) and includes:

- **252 Reverse Circulation (RC) drill holes completed for 21,430m;**
- **5 Diamond drillholes (DDH) for 897m;**
- **9629 RC drill hole assay results and 700 DDH assay results; and**
- **Wireframing and 3D modelling of the Motters mineralisation.**

The Exploration Target only includes the wireframed Motters Zone of mineralisation at a Cu cutoff of 0.3% tested by historic RC and DDH drilling (refer Figures 1 and 2).

Geological modelling and wireframing of Motters includes projections down dip and plunge in the south where the drill spacing is wider resulting in the range of the tonnage estimate (refer Figure 4). Motters remains open down dip/plunge and along strike to the south of the wireframed area. The northern boundary of Motters is defined by a cross cutting south dipping dolerite dyke that is estimated to have a thickness of about 100m.

Tonnage was estimated by calculating the volume of the wireframes and multiplying by a density of 2.6, 2.8 and 3.0 tonnes/m<sup>3</sup> in the oxide, transitional and sulphide zones respectively. The weighted average grade was calculated for the copper assays inside the wireframes being about 1.25% Cu within a range of intercept grades from 1.0 to 1.5% Cu.

The proposed exploration activities designed to test the validity of the Exploration Target and provide the information necessary for a Mineral Resource Estimate are summarised in the earlier release.

Drilling to date has demonstrated significant copper mineralisation hosted by deformed mafic sediments/volcanics along 300m of strike and extending to a minimum of 300 mbs. Motters Zone varies in width from 10 to 40 metres, dips steeply to the west at about 80 degrees and plunges south at about 35 degrees (Figures 2 to 4). Motters geometry is interpreted to be significantly different to Main Zone and may represent remobilised or structurally controlled copper mineralisation.

### **HSL Development Strategy: Next steps**

The following activities are planned over the coming months to advance the HSL asset:

- *DSO start-up to generate early cashflow (following finalisation of funding / offtake discussions)*
- *Phase 2 RC drilling at Motters*
- *RC drilling of Main Zone northern extension along strike and down plunge*
- *Commence updating of HSL Pit Optimisation and Scoping Study*
- *Further assessment of the auriferous quartz veins hosted in siltstone immediately west of the HSL copper deposit*
- *Rock chip sampling of outcropping quartz veins and jasperoids*
- *Auger assisted soil geochemical sampling (Cu and Au) in areas of historic RAB drilling and extending into previously untested adjacent areas*
- *Further detailed review of historic drill data to assist in building a copper and gold mineralisation model*

Updates on the above activities will be provided over the coming months as on-ground activities increase, and field crews are mobilised.

### Direct Shipping Ore ('DSO') Operation – Mining Approval Granted and Planned Start-up

Horseshoe has received approval from the Department of Mines, Petroleum and Exploration to commence DSO mining activities at Horseshoe Lights (refer ASX release 2 July 2025). The Company continued to progress its preparations for the start-up of DSO operations during the March quarter and anticipates demand for Horseshoe's DSO product will be strong, supported by the ongoing strength in the copper market and precious metals credits (refer ASX release 28 April 2026).

Over the past 12 months, the Company taken a disciplined approach to the commencement of DSO operations, with a key rationale for start-up being a sustainable copper price above \$US6.00/lb. The current strength in the copper market, combined with the addition of gold and silver credits, has the potential to deliver significant value for our shareholders.

The copper phase of mining at Horseshoe Lights included early DSO copper production that has left highly valuable subgrade and rehandle DSO material around the site. Areas assessed as having strong DSO potential include M15, Subgrade and C20 stockpiles along with rehandle and surface pile dumps located on the North Waste dump, Gold tailings and Southern low-grade stockpile. The coarse material is easily scavenged utilising loaders and excavators equipped with sieve buckets.

### Update on Copper Offtake and Funding Discussions

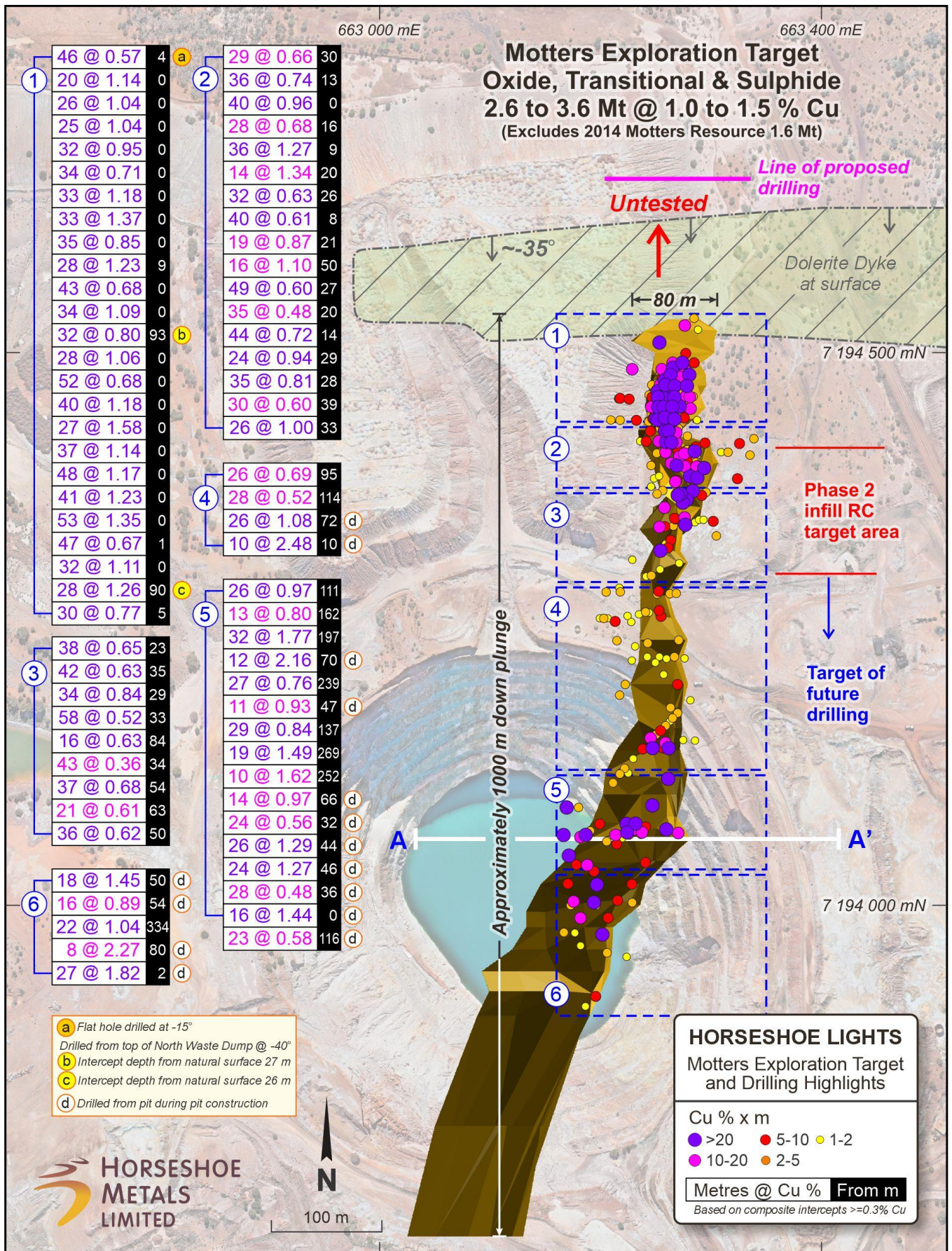
During the quarter, Horseshoe continued to progress discussions with several well-known domestic and international commodity traders, including three new parties who approached the Company during the March quarter. These parties have expressed interest in offtake of the DSO and potential future concentrates, including copper cement and/or concentrate produced at HSL. Non-dilutive staged offtake funding is being considered to provide capital for the proposed re-development of the Horseshoe Lights Project.

Post-quarter end, the Company announced that it had completed further assaying of the DSO copper stockpiles for gold and silver content at the request of potential offtake partners (refer ASX release 28 April 2026).

**Results returned included up to 2.56 g/t Au and up to 107.3 g/t Ag. These results have outlined the potential for highly valuable Au and Ag credits to be paid in addition to the existing Cu content at Horseshoe Lights.**

### Gold Surface Materials – Commercial Agreement with Melody Gold

Melody Gold Pty Ltd ("Melody") has exercised its option for the right to process gold surface materials at Horseshoe Lights (refer ASX release 12 June 2025) and advised it intends to treat up to **500,000 tonnes per annum** in its proposed retreatment of the gold surface material utilising gravity recovery to produce a gold-copper-silver concentrate. The Gold Surface Materials Rights Agreement between Melody and Horseshoe's wholly-owned subsidiary Murchison Copper Mines Pty Ltd covers designated gold surface materials adjacent to the historic open pit at HSL. Further details on the agreement can be found in the ASX announcement dated 20 January 2025.



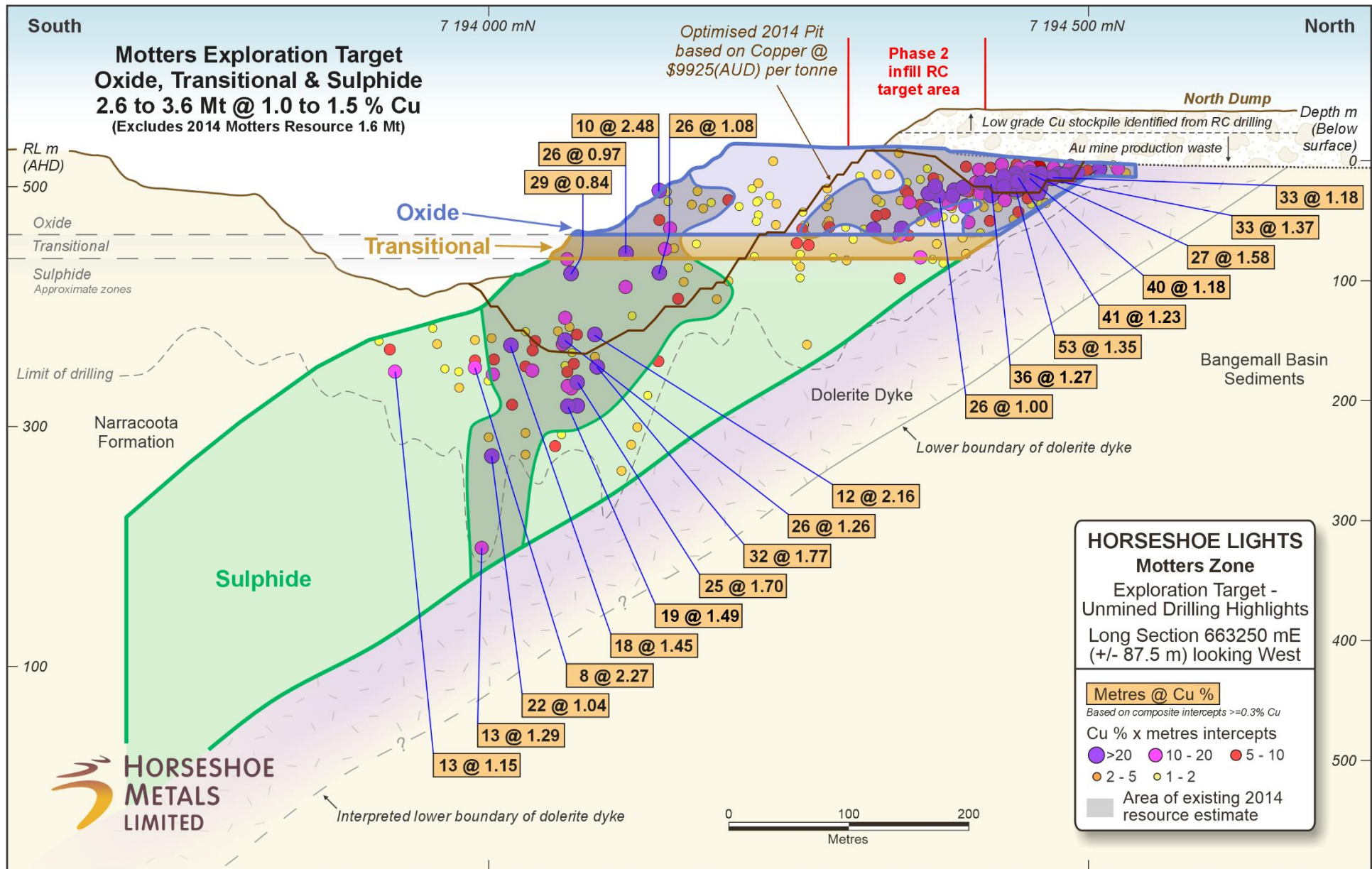


Figure 2: long section of Motters Zone (looking west) showing new Exploration Target and significant intercepts

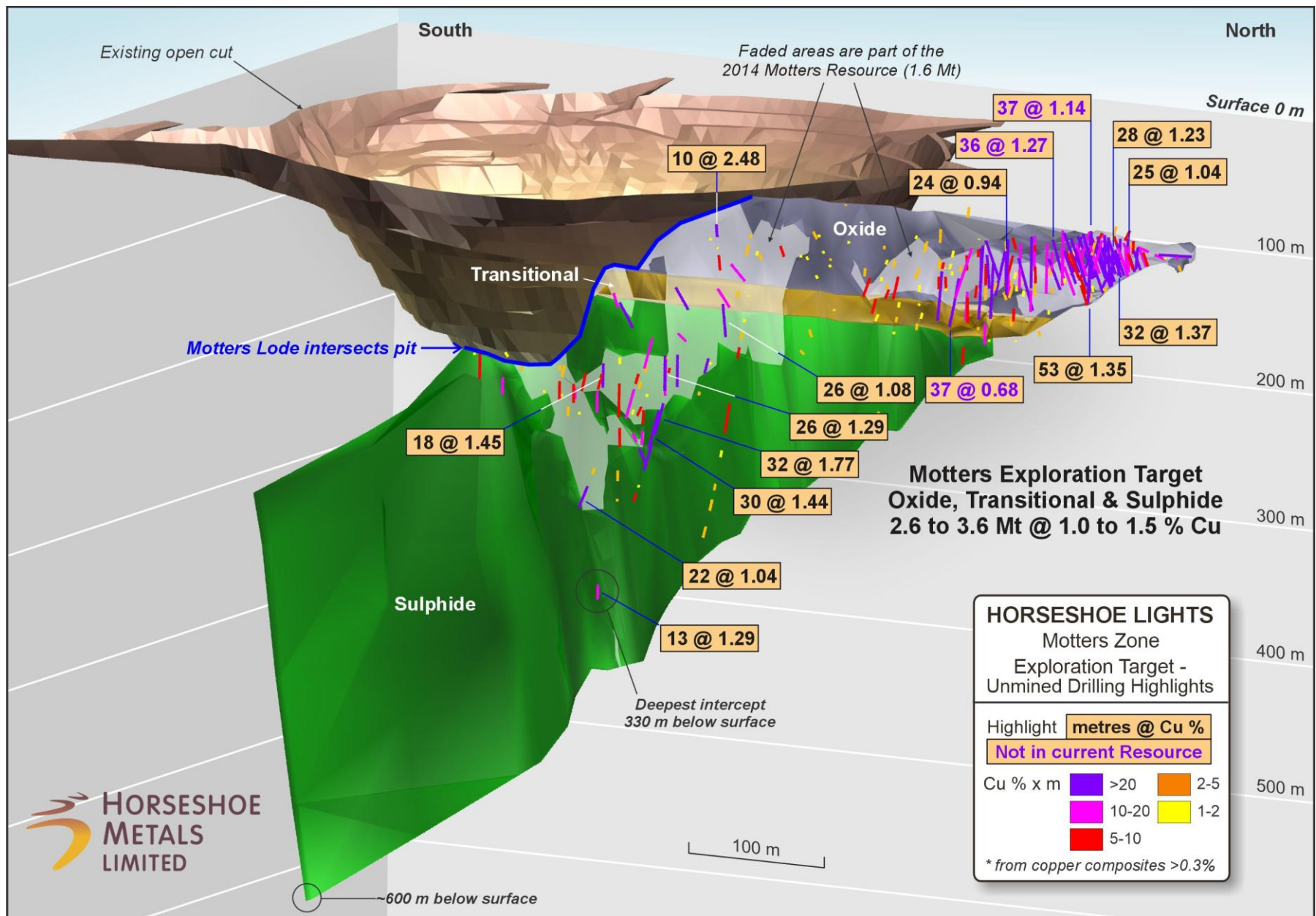


Figure 3: Motters Zone isometric view looking south-west

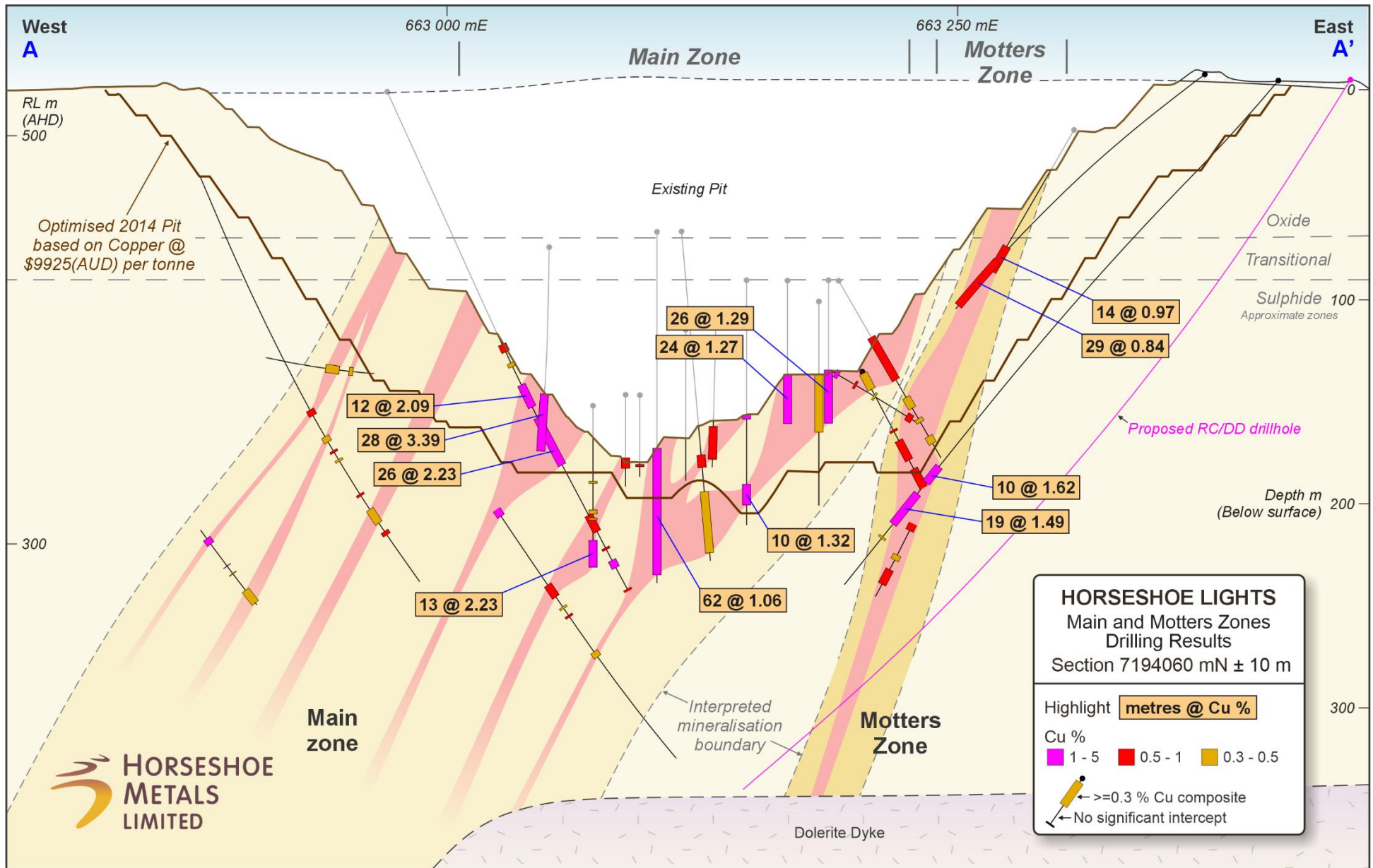


Figure 4: Motters Zone cross section A-A' showing significant drilling results in steep west dipping Motters Zone east of Main Zone

## **Kumarina Copper Project, Western Australia**

**(HOR: 100%)**

The Kumarina Project consists of a mining lease and mining lease application covering approximately 3.2 km<sup>2</sup>. The Project is located 95 km north of Sandfire Resources NL's DeGrussa copper-gold mine in the Gascoyne region of Western Australia. The Company has applied for a mining lease (MLA52/1078) to cover the Rinaldi resource contiguous with M52/27, where the current Mineral Resource Estimate totals 835,000 tonnes at 1.3% Cu for 10,600 tonnes of Cu metal (refer Table 2). The Company continues to progress a Project Agreement as part of the application process with the Native Title Party and its lawyers.

No active field work was undertaken during the March quarter.

## **South Australia**

### **Glenloth Gold Project, South Australia**

**(HOR: 100%)**

The Glenloth Project is located in the Central Gawler Craton of South Australia. The project consists of a single exploration licence, EL 6301, which comprises two areas totalling 107 km<sup>2</sup>. The larger eastern block 'Glenloth' covers 81 km<sup>2</sup> and includes the Glenloth Goldfield and part of the Harris Greenstone Belt. The smaller western block 'Old Well' takes in the northern trend of the 1.6M oz Tunkillia gold deposit located 6 km to the south, under development by Barton Gold Holdings Ltd (ASX:BGD).

No active field work was undertaken during the March quarter.

## **Corporate**

### **Listing Rule 5.3.5 disclosures**

No payments were made to related parties and their associates during the quarter.

*The Board of Directors of HOR has authorised this announcement to be given to the ASX.*

**-ENDS-**

## **Contacts**

For more information, please contact:

### **Kate Stoney**

*Non-Executive Director / Company Secretary*

[info@horseshoemetals.com.au](mailto:info@horseshoemetals.com.au)

**T:** +61 8 6241 1844

### **Sam Burns**

*Six Degrees Investor Relations*

**T:** +61 400 164 067

## About Horseshoe Metals Limited

Horseshoe Metals Limited (ASX:HOR) is a copper and gold-focused company with a package of tenements covering approximately 500 km<sup>2</sup> in the highly prospective Peak Hill Mineral Field, located north of Meekatharra in Western Australia, and mineral interests in South Australia. The Company manages the Horseshoe Lights Project and the Kumarina Project in Western Australia, and the Glenloth Gold Project in South Australia.

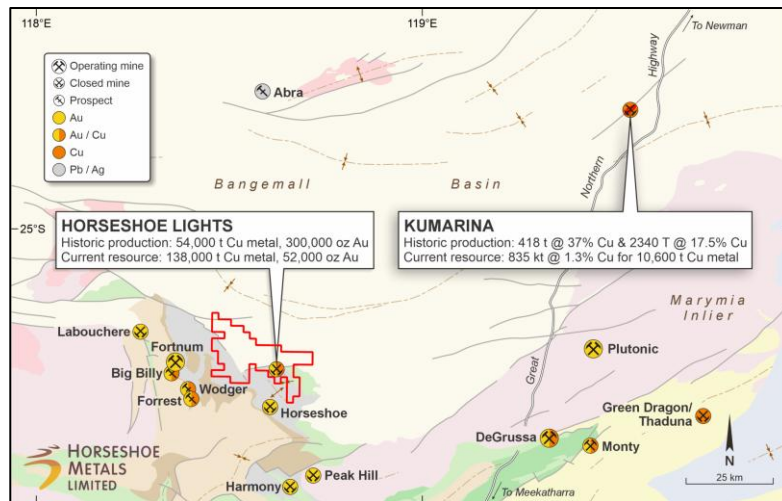


Figure 5: Location of Horseshoe Lights and Kumarina Projects, WA

## About the Horseshoe Lights Project

The Horseshoe Lights Project includes the historic open pit of the Horseshoe Lights copper-gold mine which operated up until 1994, producing over 300,000 ounces of gold and 54,000 tonnes of contained copper including over 110,000 tonnes of Direct Shipping Ore (DSO) which graded between 20-30% copper.

The Horseshoe Lights ore body is interpreted as a deformed Volcanogenic Hosted Massive Sulphide (VMS) deposit that has undergone supergene alteration to generate the gold-enriched and copper-depleted cap that was the target of initial mining. The deposit is hosted by quartz-sericite and quartz-chlorite schists of the Lower Proterozoic Narracoota Formation.

Past mining was focused on the Main Zone, a series of lensoid ore zones, which passed with depth from a gold-rich oxide zone through zones of high-grade chalcocite mineralisation into massive pyrite-chalcopyrite. To the west and east of the Main Zone, copper mineralisation in the Northwest Stringer Zone and Motters Zone consists of veins and disseminations of chalcopyrite and pyrite and their upper oxide copper extensions. The table below summarises the total Mineral Resources for the Horseshoe Lights Project at the reporting date.

Location	Category	Tonnes (Mt)	Cu (%)	Au (g/t)	Ag (g/t)	Cu metal (tonnes)	Au metal (oz)	Ag metal (k oz)
In-situ Deposit (0.5% Cu cut-off grade)	Measured	1.73	1.04	0.0	0.5	18,000	1,900	28.8
	Indicated	2.43	0.95	0.0	0.7	23,200	3,400	52.2
	Inferred	8.69	1.01	0.1	2.6	87,400	30,700	712.4
	<b>Total</b>	<b>12.85</b>	<b>1.00</b>	<b>0.1</b>	<b>1.9</b>	<b>128,600</b>	<b>36,000</b>	<b>793.4</b>
Flotation Tailings	Inferred	1.421	0.48	0.34	6.5	6,800	15,300	294.8
M15 Stockpiles	Inferred	0.243	1.10	0.17	4.7	2,650	1,300	36.7
<b>TOTAL</b>						<b>138,050</b>	<b>52,600</b>	<b>1,124.9</b>

Note: At 0% Cu cut-off grade unless otherwise stated

The above Mineral Resource Estimates all meet the reporting requirements of the 2012 Edition of the "Australasian Code for Reporting of Exploration Results, Mineral Resources and Ore Reserves".

### **About the Kumarina Project**

The copper deposits at the Kumarina Project were discovered in 1913 and worked intermittently until 1973. The workings extend over nearly 5km as a series of pits, shafts and shallow open cuts. At the main Kumarina Copper Mine, the workings are entirely underground with drives from the main shaft extending for some 200 m in the upper levels and for about 100 m in the lower levels at a depth of 49m below surface.

Incomplete records post-1960s make it difficult to estimate the total copper production from the workings. However, indications are that the Kumarina Copper Mine was the second largest producer in the Bangemall Basin group of copper mines. Recorded production to the late 1960s is 481 t of copper ore at a high-grade of 37.0% Cu and 2,340 t at a grade of 17.51% Cu. An initial Mineral Resource Estimate for the Rinaldi deposit was completed by the Company in 2013 (see 30 June 2013 Quarterly Report announced on 31 July 2013). The total Measured, Indicated and Inferred Mineral Resource Estimate at the reporting date is shown in the table below.

<b>TABLE 2 KUMARINA PROJECT SUMMARY OF MINERAL RESOURCES as at 31 March 2026</b>				
<b>Location</b>	<b>Category</b>	<b>Tonnes (t)</b>	<b>Cu (%)</b>	<b>Cu metal (tonnes)</b>
<b>Rinaldi Prospect (0.5% Cu cut-off)</b>	<i>Measured</i>	<i>415,000</i>	<i>1.46</i>	<i>6,100</i>
	<i>Indicated</i>	<i>307,000</i>	<i>1.16</i>	<i>3,500</i>
	<i>Inferred</i>	<i>114,000</i>	<i>0.9</i>	<i>1,000</i>
	<b>Total</b>	<b>835,000</b>	<b>1.3</b>	<b>10,600</b>

The Mineral Resource Estimate meets the reporting requirements of the 2012 Edition of the "Australasian Code for Reporting of Exploration Results, Mineral Resources and Ore Reserves".

### **Competent Persons Statement**

The information in this report that relates to the Exploration Results and Mineral Resources at the Horseshoe Lights and Kumarina Projects is based on information reviewed by Mr Michael Fotios, who is a member of the Australian Institute of Geoscientists. Mr Fotios is a consultant to Horseshoe Metals Limited and has sufficient experience which is relevant to the style of mineralisation and types of deposit under consideration and to the activity he is undertaking to qualify as Competent Persons as defined in the 2012 Edition of the 'Australasian Code for Reporting of Exploration Results, Mineral Resources and Ore Reserves (JORC Code 2012)'. Mr Fotios consents to the inclusion of the data in the form and context in which it appears.

The information in this report that relates to the Horseshoe Lights Project In-situ Mineral Resources is based on information originally compiled by Mr Dmitry Pertel, an employee of CSA Global Pty Ltd, and reviewed by Mr Fotios. This information was originally issued in the Company's ASX announcement "40% increase in Copper Resource at Horseshoe Lights Copper/Gold Project", released to the ASX on 5 June 2013, and first disclosed under the JORC Code 2004. This information was subsequently disclosed under the JORC Code 2012 in the Company's ASX release "Quarterly Report Period Ended 30 June 2013", released on 31 July 2013. The Company confirms that it is not aware of any new information or data that materially affects the information included in the original market announcements. The Company confirms that the form and context in which the findings are presented have not materially modified from the original market announcements.

The information in this report that relates to the Horseshoe Lights Project surface stockpile Mineral Resources is based on information compiled by a previous employee of Horseshoe Metals Limited and reviewed by Mr Fotios. The information was previously issued in announcements released to the ASX on 26 February 2015 and 9 March 2015. The Company confirms that it is not aware of any new information or data that materially affects the information included in the original market announcements. The Company confirms that the form and context in which the findings are presented have not materially modified from the original market announcements.

The information in this report that relates to the Kumarina Project (Rinaldi Prospect) Mineral Resources is based on information compiled by or under the supervision of Mr Robert Spiers, an independent consultant to Horseshoe Metals Limited and a then full-time employee and Director of H&S Consultants Pty Ltd (formerly Hellman & Schofield Pty Ltd), and reviewed by Mr Fotios. The information was originally issued in the Company's ASX announcement "Horseshoe releases Maiden Mineral Resource Estimate for Kumarina", released to the ASX on 4 March 2013, and first disclosed under the JORC Code 2004. This information was subsequently disclosed under the JORC Code 2012 in the Company's ASX release "Quarterly Report Period Ended 30 June 2013", released on 31 July 2013. The Company confirms that it is not aware of any new information or data that materially affects the information included in the original market announcements. The Company confirms that the form and context in which the findings are presented have not materially modified from the original market announcements.

**Forward Looking Statements**

Horseshoe Metals Limited has prepared this announcement based on information available to it. No representation or warranty, express or implied, is made as to the fairness, accuracy, completeness or correctness of the information, opinions and conclusions contained in this announcement. To the maximum extent permitted by law, none of Horseshoe Metals Limited, its directors, employees or agents, advisers, nor any other person accepts any liability, including, without limitation, any liability arising from fault or negligence on the part of any of them or any other person, for any loss arising from the use of this announcement or its contents or otherwise arising in connection with it. This announcement is not an offer, invitation, solicitation or other recommendation with respect to the subscription for, purchase or sale of any security, and neither this announcement nor anything in it shall form the basis of any contract or commitment whatsoever. This announcement may contain forward-looking statements that are subject to risk factors associated with gold exploration, mining and production businesses. It is believed that the expectations reflected in these statements are reasonable but they may be affected by a variety of variables and changes in underlying assumptions which could cause actual results or trends to differ materially, including but not limited to price fluctuations, actual demand, currency fluctuations, drilling and production results, reserve estimations, loss of market, industry competition, environmental risks, physical risks, legislative, fiscal and regulatory changes, economic and financial market conditions in various countries and regions, political risks, project delay or advancement, approvals and cost estimates.

# Appendix 1: Tenement Schedule (ASX Listing Rule 5.3.3)

SUMMARY OF MINING TENEMENT INTERESTS					
AS AT					
31 MARCH 2026					
Location	Tenement No.	Interest At Beginning Of Quarter (%)	Interests relinquished, reduced or lapsed (%)	Interests acquired or increased (%)	Interest At End Of Quarter (%)
Horseshoe Lights, WA	M52/743	100% <sup>1</sup>	-	-	100% <sup>1</sup>
Horseshoe Lights, WA	L52/42	100%	-	-	100%
Horseshoe Lights, WA	L52/43	100%	-	-	100%
Horseshoe Lights, WA	L52/44	100%	-	-	100%
Horseshoe Lights, WA	L52/45	100%	-	-	100%
Horseshoe Lights, WA	L52/66	100%	-	-	100%
Horseshoe Lights, WA	E52/3759	100%	-	-	100%
Horseshoe Lights, WA	E52/3906	100%	-	-	100%
Horseshoe Lights, WA	E52/3908	100%	-	-	100%
Horseshoe Lights, WA	E52/3909	100%	-	-	100%
Horseshoe Lights, WA	E52/3939	100%	-	-	100%
Horseshoe Lights, WA	E52/4229	100%	-	-	100%
Horseshoe Lights, WA	E52/4230	100%	-	-	100%
Horseshoe Lights, WA	E52/4372	100%	-	-	100%
Horseshoe Lights, WA	E52/4440	100%	-	-	100%
Horseshoe Lights, WA	E52/4456	100%	-	-	100%
Kumarina, WA	M52/27	100%	-	-	100%
Kumarina, WA	MLA52/1078	0% <sup>2</sup>	-	-	0% <sup>2</sup>
Glenloth, SA	EL6301	100%	-	-	100%

Notes:

1. Vox Royalty Australia Pty Ltd, a wholly owned subsidiary of Vox Royalty Corporation (TSE:VOXR), retains a 3% net smelter return royalty in respect of all production derived from M52/743.
2. The Company has applied for a Mining Lease to cover the Rinaldi resource within E52/1998, contiguous with M52/27.

## Appendix 5B

### Mining exploration entity or oil and gas exploration entity quarterly cash flow report

Name of entity

Horseshoe Metals Limited

ABN

20 123 133 166

Quarter ended ("current quarter")

31 March 2026

Consolidated statement of cash flows		Current quarter \$A'000	Year to date (3 months) \$A'000
<b>1.</b>	<b>Cash flows from operating activities</b>		
1.1	Receipts from customers	82	82
1.2	Payments for		
	(a) exploration & evaluation	(57)	(57)
	(b) development	-	-
	(c) production	-	-
	(d) staff costs	(16)	(16)
	(e) administration and corporate costs	(70)	(70)
1.3	Dividends received (see note 3)	-	-
1.4	Interest received	-	-
1.5	Interest and other costs of finance paid	-	-
1.6	Income taxes paid	-	-
1.7	Government grants and tax incentives	-	-
1.8	Other (provide details if material) <sup>1</sup>	35	35
<b>1.9</b>	<b>Net cash from / (used in) operating activities</b>	<b>(25)</b>	<b>(25)</b>
<sup>1</sup> BAS refunds (\$10k) and refund of rehabilitation bond (\$25k)			

<b>2.</b>	<b>Cash flows from investing activities</b>		
2.1	Payments to acquire:		
	(a) entities	-	-
	(b) tenements	-	-
	(c) property, plant and equipment	-	-
	(d) exploration & evaluation	-	-
	(e) investments	-	-
	(f) other non-current assets	-	-

<b>Consolidated statement of cash flows</b>	<b>Current quarter \$A'000</b>	<b>Year to date (3 months) \$A'000</b>
2.2 Proceeds from the disposal of:		
(a) entities	-	-
(b) tenements	-	-
(c) property, plant and equipment	-	-
(d) investments	-	-
(e) other non-current assets	-	-
2.3 Cash flows from loans to other entities	-	-
2.4 Dividends received (see note 3)	-	-
2.5 Other	-	-
<b>2.6 Net cash from / (used in) investing activities</b>	<b>-</b>	<b>-</b>

<b>3. Cash flows from financing activities</b>		
3.1 Proceeds from issues of equity securities (excluding convertible debt securities)	-	-
3.2 Proceeds from issue of convertible debt securities	-	-
3.3 Proceeds from exercise of options	-	-
3.4 Transaction costs related to issues of equity securities or convertible debt securities	-	-
3.5 Proceeds from borrowings	-	-
3.6 Repayment of borrowings	-	-
3.7 Transaction costs related to loans and borrowings	-	-
3.8 Dividends paid	-	-
3.9 Other (provide details if material)	-	-
<b>3.10 Net cash from / (used in) financing activities</b>	<b>-</b>	<b>-</b>

## Mining exploration entity or oil and gas exploration entity quarterly cash flow report

<b>Consolidated statement of cash flows</b>		<b>Current quarter \$A'000</b>	<b>Year to date (3 months) \$A'000</b>
<b>4.</b>	<b>Net increase / (decrease) in cash and cash equivalents for the period</b>		
4.1	Cash and cash equivalents at beginning of period	28	28
4.2	Net cash from / (used in) operating activities (item 1.9 above)	(25)	(25)
4.3	Net cash from / (used in) investing activities (item 2.6 above)	-	-
4.4	Net cash from / (used in) financing activities (item 3.10 above)	-	-
4.5	Effect of movement in exchange rates on cash held	-	-
<b>4.6</b>	<b>Cash and cash equivalents at end of period</b>	<b>3</b>	<b>3</b>

<b>5.</b>	<b>Reconciliation of cash and cash equivalents</b> at the end of the quarter (as shown in the consolidated statement of cash flows) to the related items in the accounts	<b>Current quarter \$A'000</b>	<b>Previous quarter \$A'000</b>
5.1	Bank balances	3	28
5.2	Call deposits	-	-
5.3	Bank overdrafts	-	-
5.4	Other (provide details)	-	-
<b>5.5</b>	<b>Cash and cash equivalents at end of quarter (should equal item 4.6 above)</b>	<b>3</b>	<b>28</b>

<b>6.</b>	<b>Payments to related parties of the entity and their associates</b>	<b>Current quarter \$A'000</b>
6.1	Aggregate amount of payments to related parties and their associates included in item 1	-
6.2	Aggregate amount of payments to related parties and their associates included in item 2	-
<p><i>Note: if any amounts are shown in items 6.1 or 6.2, your quarterly activity report must include a description of, and an explanation for, such payments.</i></p> <p>Payments to Directors have been deferred to later quarters.</p>		

## Mining exploration entity or oil and gas exploration entity quarterly cash flow report

<b>7. Financing facilities</b>	<b>Total facility amount at quarter end \$A'000</b>	<b>Amount drawn at quarter end \$A'000</b>
<i>Note: the term "facility" includes all forms of financing arrangements available to the entity. Add notes as necessary for an understanding of the sources of finance available to the entity.</i>		
7.1 Loan facilities	4,000	1,578
7.2 Credit standby arrangements	-	-
7.3 Other (please specify)	-	-
7.4 <b>Total financing facilities</b>	4,000	1,578
7.5 <b>Unused financing facilities available at quarter end</b>		2,422
7.6	Include in the box below a description of each facility above, including the lender, interest rate, maturity date and whether it is secured or unsecured. If any additional financing facilities have been entered into or are proposed to be entered into after quarter end, include a note providing details of those facilities as well.	
<p><i>\$4M secured convertible loan agreement with Obsidian Metals Group Pty Ltd, 12% interest, repayable within 3 years (refer ASX release 28 March 2025)</i></p>		

<b>8. Estimated cash available for future operating activities</b>	<b>\$A'000</b>
8.1 Net cash from / (used in) operating activities (item 1.9)	(25)
8.2 (Payments for exploration & evaluation classified as investing activities) (item 2.1(d))	-
8.3 Total relevant outgoings (item 8.1 + item 8.2)	(25)
8.4 Cash and cash equivalents at quarter end (item 4.6)	3
8.5 Unused finance facilities available at quarter end (item 7.5)	2,450
8.6 Total available funding (item 8.4 + item 8.5)	2,453
8.7 <b>Estimated quarters of funding available (item 8.6 divided by item 8.3)</b>	98
<i>Note: if the entity has reported positive relevant outgoings (ie a net cash inflow) in item 8.3, answer item 8.7 as "N/A". Otherwise, a figure for the estimated quarters of funding available must be included in item 8.7.</i>	
8.8 If item 8.7 is less than 2 quarters, please provide answers to the following questions:	
8.8.1 Does the entity expect that it will continue to have the current level of net operating cash flows for the time being and, if not, why not?	
	N/A
8.8.2 Has the entity taken any steps, or does it propose to take any steps, to raise further cash to fund its operations and, if so, what are those steps and how likely does it believe that they will be successful?	
	N/A
8.8.3 Does the entity expect to be able to continue its operations and to meet its business objectives and, if so, on what basis?	
	N/A
<i>Note: where item 8.7 is less than 2 quarters, all of questions 8.8.1, 8.8.2 and 8.8.3 above must be answered.</i>	

## Compliance statement

- 1 This statement has been prepared in accordance with accounting standards and policies which comply with Listing Rule 19.11A.
- 2 This statement gives a true and fair view of the matters disclosed.

Date: 30 April 2026

Authorised by: By the board.  
(Name of body or officer authorising release – see note 4)

## Notes

1. This quarterly cash flow report and the accompanying activity report provide a basis for informing the market about the entity's activities for the past quarter, how they have been financed and the effect this has had on its cash position. An entity that wishes to disclose additional information over and above the minimum required under the Listing Rules is encouraged to do so.
2. If this quarterly cash flow report has been prepared in accordance with Australian Accounting Standards, the definitions in, and provisions of, *AASB 6: Exploration for and Evaluation of Mineral Resources* and *AASB 107: Statement of Cash Flows* apply to this report. If this quarterly cash flow report has been prepared in accordance with other accounting standards agreed by ASX pursuant to Listing Rule 19.11A, the corresponding equivalent standards apply to this report.
3. Dividends received may be classified either as cash flows from operating activities or cash flows from investing activities, depending on the accounting policy of the entity.
4. If this report has been authorised for release to the market by your board of directors, you can insert here: "By the board". If it has been authorised for release to the market by a committee of your board of directors, you can insert here: "By the [name of board committee – eg Audit and Risk Committee]". If it has been authorised for release to the market by a disclosure committee, you can insert here: "By the Disclosure Committee".
5. If this report has been authorised for release to the market by your board of directors and you wish to hold yourself out as complying with recommendation 4.2 of the ASX Corporate Governance Council's *Corporate Governance Principles and Recommendations*, the board should have received a declaration from its CEO and CFO that, in their opinion, the financial records of the entity have been properly maintained, that this report complies with the appropriate accounting standards and gives a true and fair view of the cash flows of the entity, and that their opinion has been formed on the basis of a sound system of risk management and internal control which is operating effectively.