



www.cullenresources.com.au

ASX:CUL

28 April 2026

QUARTERLY REPORT ENDING 31 March 2026

HIGHLIGHTS

- Clearance of key target areas at Yardilla Gold Project WA received from Traditional Owners with drilling planned to commence in early May.
- In N Finland, JV Partner Capella Minerals Limited completed 1946m of diamond drilling in 9 holes at the Killero E gold-copper project (assays pending) and initiated Base of Till (“BoT”) geochemical sampling programs on the Seisunselka and Jolhikko gold targets.
- At the Wongan Prospect, Wongan Hills Greenstone Belt WA, strongly anomalous copper assays were received from drill hole WHRC025 with **(5m @ 1915 ppm from 80m; and 5m @ 1555 ppm from 95m)** at an ultramafic/basalt contact. The anomalous zone remains open along strike.
- In Marymia Inlier, WA, Cullen is progressing two ELAs - an access agreement has been signed with the haul/access road owners, with initial exploration to follow shortly after grant of the applications.

YARDILLA Gold Project (Cullen Resources’ subsidiaries, 90-100%)

Final report received from the Ngadju with clearance of the surveyed areas - drilling planned to commence in early May. Air core drilling will test historical, shallow, gold drill anomalies at the **Cleanthes and Lila gold prospects** and their stratigraphic settings.

Historical RAB drilling, which has only tested the **Lila and Cleanthes prospects** in the regolith, intersected multiple zones greater than 0.1g/t Au and several greater than 1g/t Au, with anomalous Cu, Ag and W (ASX: CUL;16-1-2025 and 28-1-2025).

Cullen’s Managing Director, Chris Ringrose commented: “I was very pleased to meet and be present with the Traditional Owners as they conducted the heritage survey, and we thank them for their participation and assistance. We have conducted other surveys with the Ngadju, and look forward to continuing to build mutual understanding, and working closely on other target areas at Yardilla soon”.

REGISTERED OFFICE: Unit 4, 7 Hardy Street, South Perth WA 6151

Telephone: 089 474 5511; **FAX:** 089 474 5588 **Contact:** Dr. Chris Ringrose, Managing Director:

email: cringrose@cullenresources.com.au

MARYMIA PROJECT (Cullen 100%) – Northern boundary Yilgarn craton

Cullen holds Exploration Licences (ELA's 52/4477 and 4478, ~ 75 sq. km in total) in the granite-greenstone terrane of the Marymia Inlier centered about ~10km to the east of Catalyst Metals Ltd Hermes gold deposit, and ~50km southwest of the Plutonic Mine. An access agreement has been signed with the haul and access road owners, and mapping and sampling program for gold, using a “Hermes-type ore model”, is planned to commence following grant.

WONGAN HILLS (Cullen 90%)

Results were received for four reconnaissance, “slimline” RC drill holes at the **Wongan Prospect**, Wongan Hills greenstone belt (ASX: CUL;18-3-2026). Drilling tested IP, geochemical, structural and air core anomalies, for copper and base metals.

Drill hole WHRC025 testing an IP anomaly, returned anomalous copper (**5m @ 1915 ppm from 80m; and 5m @ 1555 ppm from 95m**) at a ultramafic/basalt contact. These are the highest copper assays from Cullen's drilling beyond the area of the laterite anomaly, and the target remains open along strike.

CULLEN'S CARRIED INTERESTS IN JOINT VENTURES

FINLAND JV with Capella Minerals Limited (TSX-V: CMIL), Cullen 20%, FCI to PFS.

Capella completed **1,946 m of diamond drilling in 9 holes** at Killero E., Northern Finland (TSX-V: CMIL; 24-3-2026), with **assay data pending**; and initiated Base of Till (BoT) sampling programs on the Seisunselka and Jolhikko gold targets, Northern Finland (TSX-V: CMIL; 30-3-2026).

Mt EUREKA JV with High Tech Metals Limited (“High Tech” - ASX:HTM), 75%; Cullen 25% FCI to PFS (Northeastern Goldfields).

High Tech is progressing approvals, with plans to commence Air core, Reverse Circulation and Diamond Drilling of exploration and resource extension drilling targets (ASX: HTM; 10-4-2025).

KILLALOE JV with Lachlan Star Limited (ASX: LSA) Cullen 20% FCI to DTM (E63/1018 Eastern Goldfields)

No work was conducted on the Company's Killaloe Project during the Quarter.

YARDILLA PROJECT - BACKGROUND and SETTING

Cullen Metals Pty Ltd, a wholly owned subsidiary of Cullen Resources Limited, has signed a Binding Term Sheet (ASX: CUL;28-11-24) to acquire up to a 90% interest in **E63/2463** (~ 150 sq. km) in the Eastern Goldfields of Western Australia and has earned a 20% interest.

Cullen Exploration Pty Ltd, a wholly owned subsidiary of Cullen Resources Limited, holds adjoining ground (**E63/2487** - 100%), which is not part of the Option-to-Purchase for E63/2463, to create a substantial combined land package of ~ 325 sq. km - the Yardilla project. It is centered about 90 km east of Norseman and is readily accessible from the Eyre Highway.

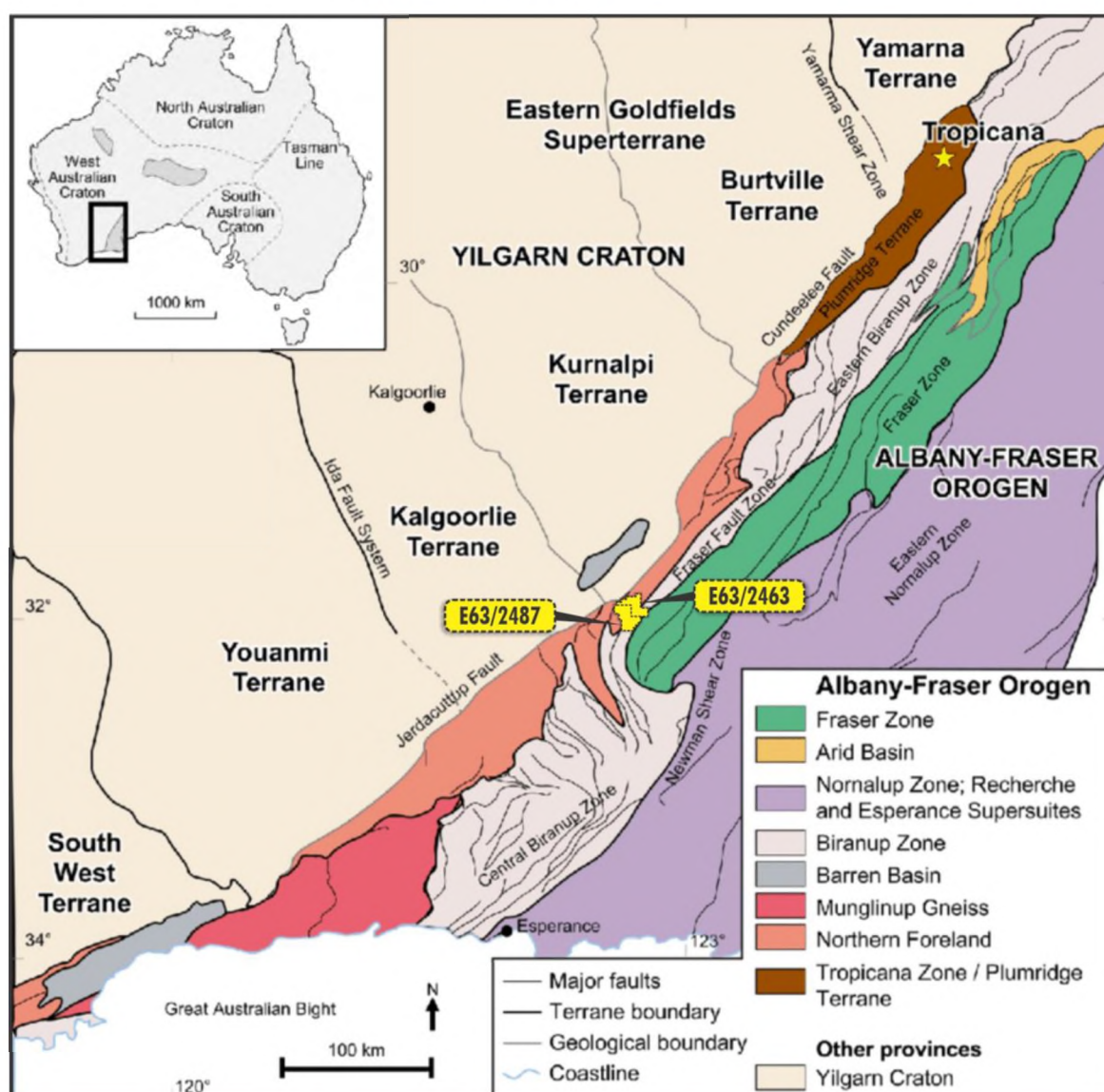


Fig.1. Regional geological map of the Albany-Fraser Orogen with respect to the eastern margin of the Yilgarn Craton, W.A. The position of the Yardilla project tenements is shown (figure modified after Spaggiari et al., 2011: The geology of the East Albany-Fraser Orogen: a field guide; GSWA Record 2011/23.)

YARDILLA PROJECT - GOLD TARGETS

Compilation and interpretation of historical data have identified the **Lila, Lila West, Ten Mile Rocks and Cleanthes gold targets** that together form a ~25km trend of imbricate thrust sheets and cross-cutting faults/thrusts at the Proterozoic and Archaean boundary (ASX: CUL; 16-1-2025; 28-1-2025; 6-2-2025 and 31-7-2025).

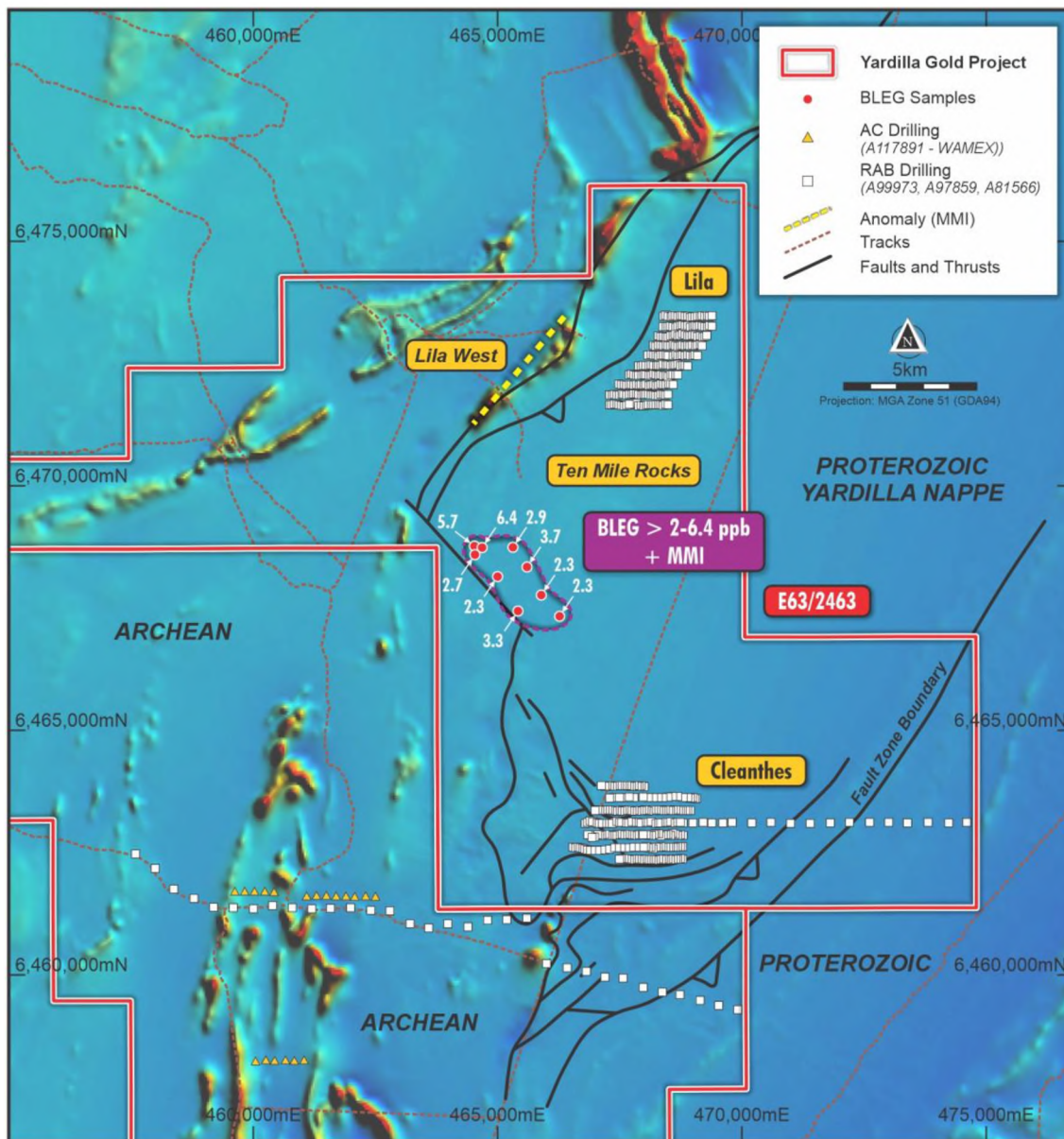


Fig. 2. Mag image underlines focus of soil anomalies along an interpreted fault/thrust boundary between Proterozoic Yardilla Nappe, and the Archaean to the north, west and south.

Historical RAB drilling, which has only tested the **Lila and Cleanthes prospects** in the regolith, intersected multiple zones greater than 0.1g/t Au and several greater than 1g/t Au, with anomalous Cu, Ag and W (ASX: CUL;16-1-2025 and 28-1-2025). Neither **Lila West** nor the **Ten Mile Prospect** has ever been drilled, and all four anomalies **remain open along strike and at depth**.

WAMEX A 25468: Shakesby, S. 1988: Final Technical report, Exploration, 24-8-87 to 28-6-88, Ten Mile Rock E63/124, Newmont Holdings Pty Ltd
WAMEX A99973: Williams, K.; Final Surrender Report for the Period 21 June 2006 to 23 September 2013, Woodline Project, E63/1005, Sipa Exploration NL.
WAMEX A101539: Parkinson, C.; Final Surrender Report for the period 14-4-2009 to 6-2-2014, Woodline Project, Tenement E63/1043, Sipa Exploration NL.
WAMEX A68081: Jones M G; Annual Report for the period 3/01/2003-2/01/2004, Avoca -Karonie Project, E63/691, Gold Fields Australasia Pty Ltd.
WAMEX A81566: Hawkins, A., and Eisenhor, M.; Combined Annual Report on Exploration, March 2009, Woodline Project, Newmont Asia.
WAMEX A117891: Hedger,D.; Annual report, E63/1813, West Resources Ventures Pty Ltd, 2017-2018.
WAMEX A 97859: Brauhart, C.: Annual Report for the period 2012-2013, Woodline project, Sipa Exploration NL
WAMEX A96135 : Eddison, F.J., and Fairall, C., Combined Annual report; 1-10-2011 to 50-9-2012; Viking Project (inc. E 63/1355), 2012, ANGLOGOLD ASHANTI AUSTRALIA.

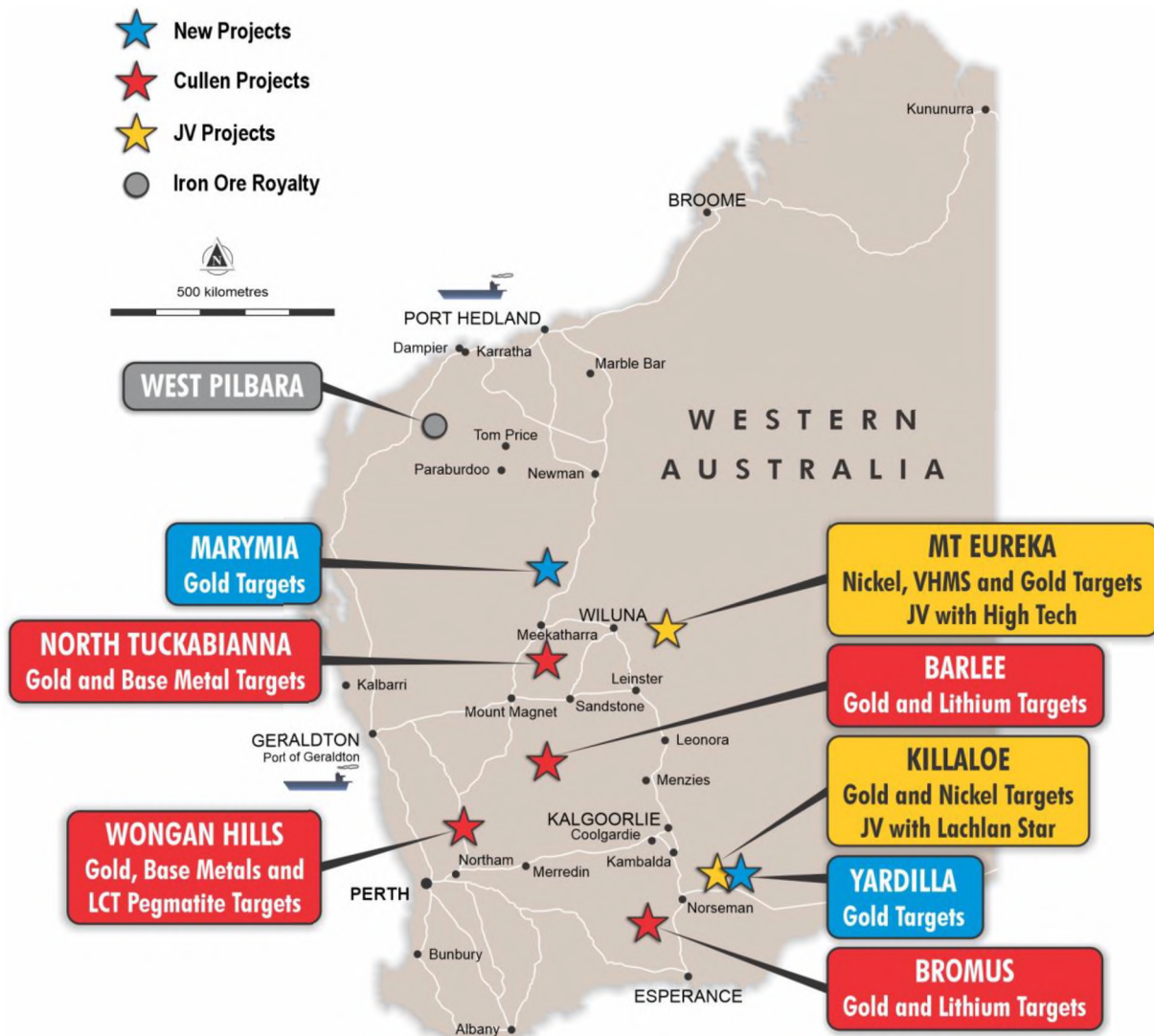


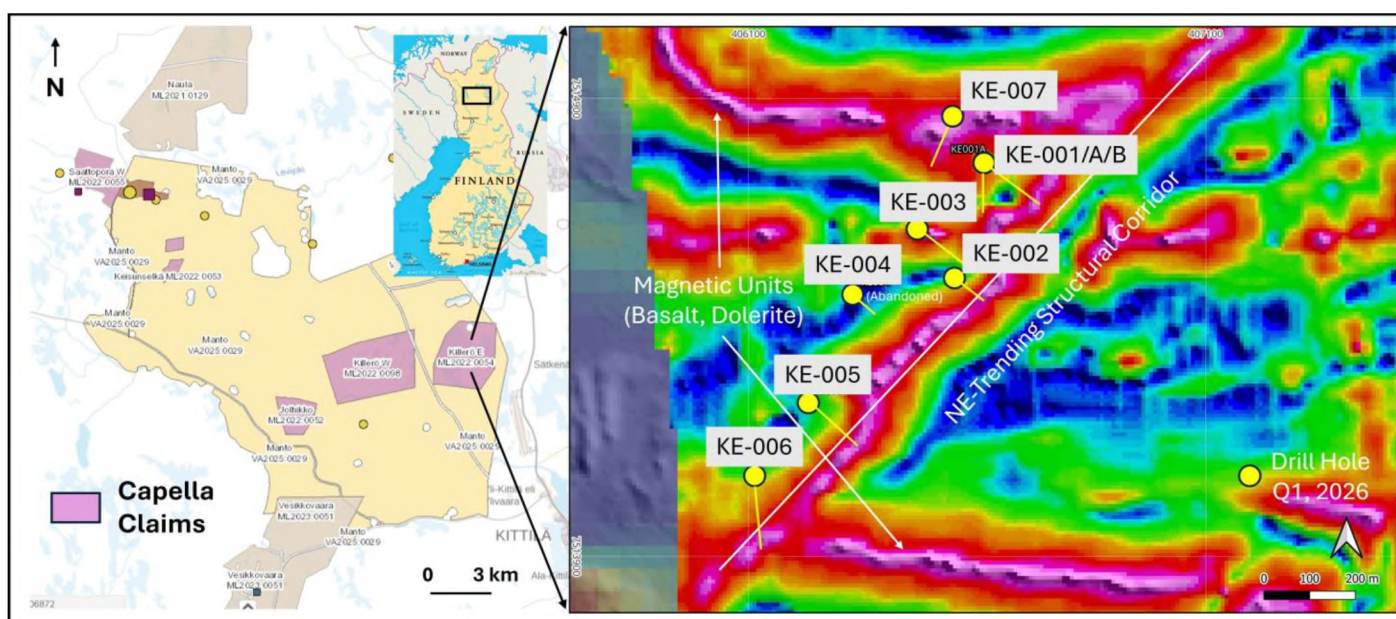
Fig. 3. CULLEN'S PROJECT INTERESTS IN WESTERN AUSTRALIA

FINLAND JV – Capella Minerals Limited (TSX-V: CMIL), Cullen 20% Joint Venture Manager, Capella Minerals Limited (TSXV: CMIL) made two announcements in Canada, 24-3-2026 and 30-3-2026, which Cullen released to the ASX on 25 and 31 March, as summarised below.

1) Capella Provides Update on Killero E Drilling, Northern Finland

Capella successfully completed a maiden diamond drill program at the Killero E gold-copper project in the Central Lapland Greenstone Belt of northern Finland. A total of 1,946 m of diamond drilling in 9 holes (eight completed and one abandoned) was completed the week of March 16, 2026 (Fig. 4). The drill program has provided the Company with a first-pass evaluation of the potential source(s) for the historical gold-copper Base of Till (“BoT”) geochemical anomaly (as defined by Anglo American plc) and which is associated with a prominent NE-trending structural corridor and E-W-trending magnetic (mafic) units. The Company currently expects to be able to report all assays for the drill program in April.

Fig.4. Location map of drilling completed at Killero E overlain on magnetic data



2) Capella Initiates Base of Till Sampling Programs on the Seisunselka and Jolhikko Gold Targets, Northern Finland

Capella Minerals Ltd. commenced Base of Till (“BoT”) geochemical sampling programs on its Seisunselka and Jolhikko gold targets in the Central Lapland Greenstone Belt of northern Finland. Further diamond drilling at Killero W (two drill-ready targets), Saattopora W (drill planning in progress), and anomalous areas defined from the current BoT surveys at Seisunselka and Jolhikko is currently expected to be undertaken during the 2026 summer.

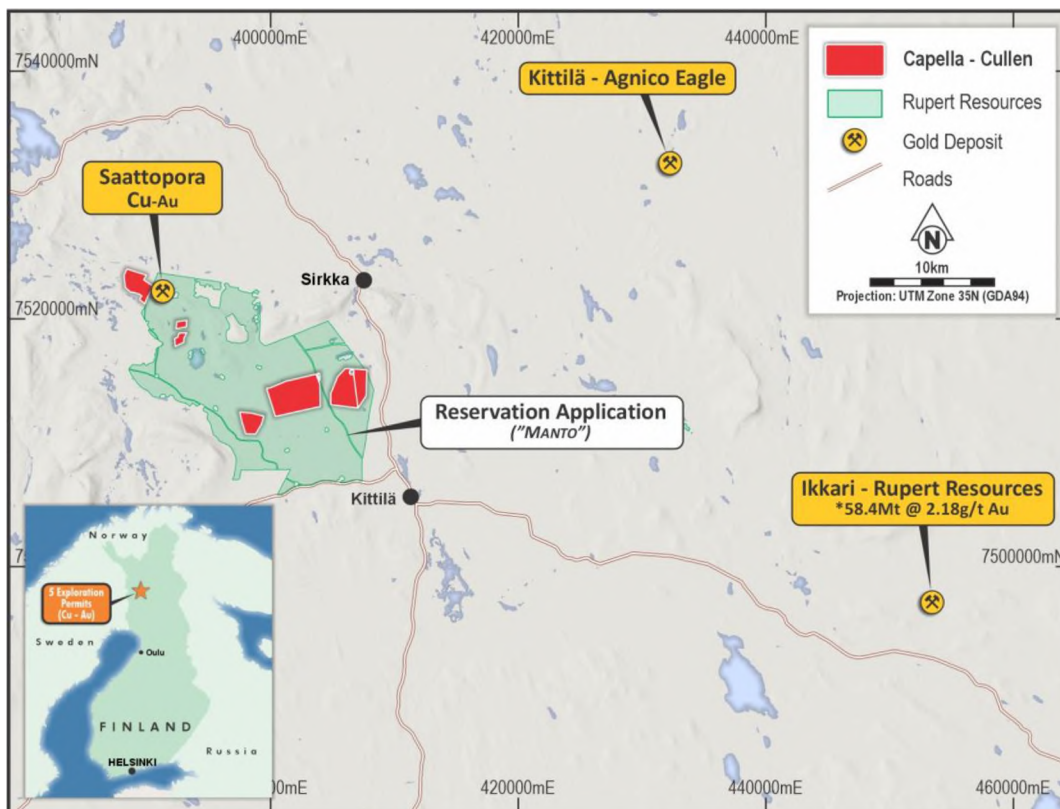


Fig. 5: Location of Capella – Cullen tenure embedded in Rupert Resources tenure – Cullen notes that Rupert Resources is to be acquired by Agnico Eagle (see news release by Agnico, NYSE: AEM,TSX:AEM, 20 April 2026).

TARGET GENERATION and OTHER PROJECTS

- There was no exploration completed by Cullen during the Quarter at the Bromus South or Cue Projects. Cullen may divest these projects when and if opportunities arise. Yardilla remains the focus of current attention. Project generation in Australia and Finland for gold and copper is being maintained. Two Barlee exploration licences were surrendered.

WEST PILBARA IRON ORE ROYALTIES

- Cullen Exploration Pty Ltd holds a **1% F.O.B.** royalty over any future production from the Catho Well Channel Iron Deposit, near the Onslow Iron (ASX: MIN), and will receive \$900,000 cash from Fortescue if and when mining is commenced on a commercial basis at the Wyloo North project.

CORPORATE

- **Exploration expenditure** for the Quarter was **\$243,000** which included new project data review (Marymia); completion of Heritage Surveying, and field review and planning for drilling at Yardilla.
- **Payments to related parties of Cullen.** Cullen paid executive director salary and statutory superannuation together with non-executive directors’ fees and statutory superannuation of **\$81,000** for the quarter.

Further Information – Cullen 2025/2026 ASX Releases

- 1 **31-1-2025: Amended announcement – Wongan Hills RC Drilling**
- 2 **6-2-2025: Yardilla – Additional Untested Gold Anomalies**
- 3 **25-2-2025: Yardilla project Option Exercised**
- 4 **30-4-2025: Quarterly Report period ending 31 March 2025**
- 5 **19-5-2025: Killaloe JV - Progress Report**
- 6 **3-6-2025: Cullen/ Capella JV Update**
- 7 **19-6-2025: Killaloe JV progress Report**
- 8 **28-7-2025: Killaloe JV – Progress Report**
- 9 **31-7-25: Quarterly Report for the period Ending 30 June 2025**
- 10 **25-8-25: Sale of Wyloo Iron Ore Royalty**
- 11 **3-9-25: Exploration Update – Finland JV**
- 12 **8-9-25: Wyloo Royalty Sale Completed – A\$1.5M received**
- 13 **8-9-25: Killaloe JV – Progress Report**
- 14 **20-9-2025: Appendix 4G**
- 15 **20-9-2025: Annual Report to Shareholders**
- 16 **24-10-2025: Notice of AGM and Proxy Form**
- 17 **29-10-2025: Quarterly Report for the Period ending 30 September 2025**
- 18 **27-11-2025: 2025 AGM Presentation**
- 19 **10-12-2025: Mt Eureka Joint Venture – Progress Report**
- 20 **11-12-2025: Northern Finland Joint Venture – Progress Report**
- 21 **30-1-2026: Quarterly Report for the Period ending 31 December 2025**
- 22 **17-3-2026: Exploration Update – Yardilla Gold Project**
- 23 **18-3-2026: Exploration Update – RC Drilling, Wongan Hills**
- 24 **25-3-2026: Exploration Update – Northern Finland Joint Venture**
- 25 **31-3-2026: Exploration Update – Northern Finland Joint Venture**

SCHEDULE OF TENEMENTS (as of 31 March, 2026)

REGION/ PROJECT	TENEMENTS	TENEMENT APPLICATIONS	CULLEN INTEREST	COMMENTS
WESTERN AUSTRALIA				
NE GOLDFIELDS - Mt Eureka JV				
Gunbarrel	E53/1299, ^{+/ *} 1893, 1957 - 1959, 1961, 2052, 2063	E53/2101 E53/2354,55,56,58	49%	High-Tech Metals Ltd earned 75%, 2.5% NPI Royalty to Pegasus on Cullen's interest (parts of E1299); *1.5% NSR Royalty to Aurora (other parts of E1299, E1893, E1957, E1958, E1959 and E1961). High-Tech Metals Ltd announced acquisition of Rox's Mt Eureka JV (ASX:HTM;26-2-25).
Irwin Well	E53/1637		49%	HTM has 75%
Irwin Bore	E53/1209		49%	HTM has 751%
MURCHISON				
Cue	E20/714		100%	
WHEATBELT				
Wongan Hills	E70/4882		90%	
MARYMIA				
		E52/4477;4478	100%	
EASTERN GOLDFIELDS				
Killaloe JV	E63/1018		20%	Cullen retains 20% FCI to DTM, with Lachlan Star (ASX: LSA) managing.
Yardilla	E63/2487 E63/2463		100% 90%	Option to purchase 90% E 63/2463, E63/2487 Cullen 100%.
Bromus South	E63/1894, 2216		100%	
FINLAND				
<i>Central Lapland Greenstone Belt (CLGB) - JV</i>		<i>5 Exploration permits</i>		<i>JV with Capella Minerals Limited (see ASX:CUL;21-8-2021) Cullen Resources retains 20% Tumad earning-in to Capella's 80% interest</i>
TENEMENTS RELINQUISHED and APPLICATIONS WITHDRAWN DURING THE QUARTER				
Barlee (relinquished)	E77/2606, E57/1135		100%	
Yardilla (Application)		E63/2561	100%	

ATTRIBUTION: Competent Person Statement

The information in this report that relates to exploration activities is based on information compiled by Dr. Chris Ringrose, Managing Director, Cullen Resources Limited (“Cullen” or “the Company”) who is a Member of the Australasian Institute of Mining and Metallurgy. Dr. Ringrose is a full-time employee of Cullen Resources Limited. He has sufficient experience which is relevant to the style of mineralisation and types of deposits under consideration, and to the activity which has been undertaken, to qualify as a Competent Person as defined by the 2012 edition of the “Australasian Code for Reporting of Exploration Results, Mineral Resources and Ore Reserves”. Dr. Ringrose consents to the report being issued in the form and context in which it appears. Information in this report may also reflect past exploration results, and Cullen’s assessment of exploration completed by past explorers, which has not been updated to comply with the JORC 2012 Code. The Company confirms it is not aware of any new information or data which materially affects the information included in this announcement.

ABOUT: Cullen is a Perth-based minerals explorer with a multi-commodity portfolio including projects managed through several JVs with key partners (High Tech, Capella and Lachlan Star), and several projects in its own right. Cullen’s strategy is to identify and build targets based on data compilation, field reconnaissance and early-stage exploration, and to pursue further testing of targets itself or farm-out opportunities to larger companies. Projects are sought for most commodities mainly in Australia but with selected consideration of overseas opportunities. Cullen Exploration Pty Ltd has a **1% F.O.B. royalty** on any iron ore production from the former Mt Stuart Iron Ore Joint Venture (Baowu/MinRes/Posco/AMCI) tenements – E08/1135, E08/1330, E08/1341, E08/1292, ML08/481, and ML08/482 (and will receive \$1M cash upon any Final Investment Decision). The Catho Well Channel Iron Deposit (CID) has a published in situ Mineral Resources estimate of 161Mt @ 54.40% Fe (ML 08/481) as announced by Cullen to the ASX – 10 March 2015.

FORWARD - LOOKING STATEMENTS

This document may contain certain forward-looking statements which have not been based solely on historical facts but rather on the Company’s expectations about future events and on a number of assumptions which are subject to significant risks, uncertainties and contingencies many of which are outside the control of Cullen and its directors, officers and advisers. Forward-looking statements include, but are not necessarily limited to, statements concerning Cullen’s planned exploration program, strategies and objectives of management, anticipated dates and expected costs or outputs. When used in this document, words such as “could”, “plan”, “estimate” “expect”, “intend”, “may”, “potential”, “should” and similar expressions are forward-looking statements. Due care and attention have been taken in the preparation of this document and although Cullen believes that its expectations reflected in any forward-looking statements made in this document are reasonable, no assurance can be given that actual results will be consistent with these forward-looking statements. This document should not be relied upon as providing any recommendation or forecast by Cullen or its directors, officers or advisers. To the fullest extent permitted by law, no liability, however arising, will be accepted by Cullen or its directors, officers or advisers, as a result of any reliance upon any forward-looking statement contained in this document.

**Authorised for release to the ASX by:
Chris Ringrose, Managing Director, Cullen Resources Limited.**

REGISTERED OFFICE: Unit 4, 7 Hardy Street, South Perth WA 6151.

Telephone: +61 8 9474 5511 Facsimile: +61 8 9474 5588

CONTACT: Dr. Chris Ringrose, Managing Director.

E-mail: cringrose@cullenresources.com.au
www.cullenresources.com.au

Appendix 5B

Mining exploration entity or oil and gas exploration entity quarterly cash flow report

Name of entity

Cullen Resources Limited

ABN

46 006 045 790

Quarter ended ("current quarter")

31 March 2026

Consolidated statement of cash flows	Current quarter \$A'000	Year to date (9 months) \$A'000
1. Cash flows from operating activities		
1.1 Receipts from customers	-	-
1.2 Payments for		
(a) exploration & evaluation	(243)	(500)
(b) development	-	-
(c) production	-	-
(d) staff costs	(81)	(254)
(e) administration and corporate costs	(53)	(124)
1.3 Dividends received (see note 3)	-	-
1.4 Interest received	2	3
1.5 Interest and other costs of finance paid	-	-
1.6 Income taxes paid	-	-
1.7 Government grants and tax incentives	-	-
1.8 Other (provide details if material)	-	-
1.9 Net cash from / (used in) operating activities	(375)	(875)

2. Cash flows from investing activities		
2.1 Payments to acquire or for:		
(a) entities	-	-
(b) tenements	-	-
(c) property, plant and equipment	-	-
(d) exploration & evaluation	-	-
(e) investments	-	-
(f) other non-current assets	-	-

Mining exploration entity or oil and gas exploration entity quarterly cash flow report

Consolidated statement of cash flows		Current quarter \$A'000	Year to date (9 months) \$A'000
2.2	Proceeds from the disposal of:		
	(a) entities	-	-
	(b) tenements	-	37
	(c) property, plant and equipment	-	-
	(d) investments	-	-
	(e) other non-current assets – Sale of Royalty	-	1,500
2.3	Cash flows from loans to other entities	-	-
2.4	Dividends received (see note 3)	-	-
2.5	Other (provide details if material)	-	-
2.6	Net cash from / (used in) investing activities	-	1,537

3.	Cash flows from financing activities		
3.1	Proceeds from issues of equity securities (excluding convertible debt securities)	-	-
3.2	Proceeds from issue of convertible debt securities	-	-
3.3	Proceeds from exercise of options	-	-
3.4	Transaction costs related to issues of equity securities or convertible debt securities	-	-
3.5	Proceeds from borrowings – Advances from Directors	-	110
3.6	Repayment of borrowings – Advances from Directors	-	(170)
3.7	Transaction costs related to loans and borrowings	-	-
3.8	Dividends paid	-	-
3.9	Other (provide details if material)	-	-
3.10	Net cash from / (used in) financing activities	-	(60)

4.	Net increase / (decrease) in cash and cash equivalents for the period		
4.1	Cash and cash equivalents at beginning of period	984	7
4.2	Net cash from / (used in) operating activities (item 1.9 above)	(375)	(875)
4.3	Net cash from / (used in) investing activities (item 2.6 above)	-	1,537

Mining exploration entity or oil and gas exploration entity quarterly cash flow report

Consolidated statement of cash flows		Current quarter \$A'000	Year to date (9 months) \$A'000
4.4	Net cash from / (used in) financing activities (item 3.10 above)	-	(60)
4.5	Effect of movement in exchange rates on cash held	-	-
4.6	Cash and cash equivalents at end of period	609	609

5.	Reconciliation of cash and cash equivalents at the end of the quarter (as shown in the consolidated statement of cash flows) to the related items in the accounts	Current quarter \$A'000	Previous quarter \$A'000
5.1	Bank balances	609	984
5.2	Call deposits	-	-
5.3	Bank overdrafts	-	-
5.4	Other (provide details)	-	-
5.5	Cash and cash equivalents at end of quarter (should equal item 4.6 above)	609	984

6.	Payments to related parties of the entity and their associates	Current quarter \$A'000
6.1	Aggregate amount of payments to related parties and their associates included in item 1	81
6.2	Aggregate amount of payments to related parties and their associates included in item 2	-
<i>Note: if any amounts are shown in items 6.1 or 6.2, your quarterly activity report must include a description of, and an explanation for, such payments.</i>		

Mining exploration entity or oil and gas exploration entity quarterly cash flow report

7. Financing facilities	Total facility amount at quarter end \$A'000	Amount drawn at quarter end \$A'000
<i>Note: the term "facility" includes all forms of financing arrangements available to the entity. Add notes as necessary for an understanding of the sources of finance available to the entity.</i>		
7.1 Loan facilities	-	-
7.2 Credit standby arrangements	-	-
7.3 Other (please specify)	-	-
7.4 Total financing facilities	-	-
7.5 Unused financing facilities available at quarter end		-
7.6 Include in the box below a description of each facility above, including the lender, interest rate, maturity date and whether it is secured or unsecured. If any additional financing facilities have been entered into or are proposed to be entered into after quarter end, include a note providing details of those facilities as well.		

8. Estimated cash available for future operating activities	\$A'000
8.1 Net cash from / (used in) operating activities (item 1.9)	(375)
8.2 (Payments for exploration & evaluation classified as investing activities) (item 2.1(d))	-
8.3 Total relevant outgoings (item 8.1 + item 8.2)	(375)
8.4 Cash and cash equivalents at quarter end (item 4.6)	609
8.5 Unused finance facilities available at quarter end (item 7.5)	-
8.6 Total available funding (item 8.4 + item 8.5)	609
8.7 Estimated quarters of funding available (item 8.6 divided by item 8.3)	1.6
<i>Note: if the entity has reported positive relevant outgoings (ie a net cash inflow) in item 8.3, answer item 8.7 as "N/A". Otherwise, a figure for the estimated quarters of funding available must be included in item 8.7.</i>	
8.8 If item 8.7 is less than 2 quarters, please provide answers to the following questions:	
8.8.1 Does the entity expect that it will continue to have the current level of net operating cash flows for the time being and, if not, why not?	
Answer: Yes	
8.8.2 Has the entity taken any steps, or does it propose to take any steps, to raise further cash to fund its operations and, if so, what are those steps and how likely does it believe that they will be successful?	
Answer: The company always monitors its cash position and it expects funding will be forthcoming via either equity, borrowings or sale of non-core assets should it be required.	
8.8.3 Does the entity expect to be able to continue its operations and to meet its business objectives and, if so, on what basis?	
Answer: Yes the company expects to be able to continue its operations and meet its business objectives.	
<i>Note: where item 8.7 is less than 2 quarters, all of questions 8.8.1, 8.8.2 and 8.8.3 above must be answered.</i>	

Compliance statement

- 1 This statement has been prepared in accordance with accounting standards and policies which comply with Listing Rule 19.11A.
- 2 This statement gives a true and fair view of the matters disclosed.

Date:28 April 2026.....

Authorised by:Wayne Kernaghan - Director.....
(Name of body or officer authorising release – see note 4)

Notes

1. This quarterly cash flow report and the accompanying activity report provide a basis for informing the market about the entity's activities for the past quarter, how they have been financed and the effect this has had on its cash position. An entity that wishes to disclose additional information over and above the minimum required under the Listing Rules is encouraged to do so.
2. If this quarterly cash flow report has been prepared in accordance with Australian Accounting Standards, the definitions in, and provisions of, *AASB 6: Exploration for and Evaluation of Mineral Resources* and *AASB 107: Statement of Cash Flows* apply to this report. If this quarterly cash flow report has been prepared in accordance with other accounting standards agreed by ASX pursuant to Listing Rule 19.11A, the corresponding equivalent standards apply to this report.
3. Dividends received may be classified either as cash flows from operating activities or cash flows from investing activities, depending on the accounting policy of the entity.
4. If this report has been authorised for release to the market by your board of directors, you can insert here: "By the board". If it has been authorised for release to the market by a committee of your board of directors, you can insert here: "By the [name of board committee – eg Audit and Risk Committee]". If it has been authorised for release to the market by a disclosure committee, you can insert here: "By the Disclosure Committee".
5. If this report has been authorised for release to the market by your board of directors and you wish to hold yourself out as complying with recommendation 4.2 of the ASX Corporate Governance Council's *Corporate Governance Principles and Recommendations*, the board should have received a declaration from its CEO and CFO that, in their opinion, the financial records of the entity have been properly maintained, that this report complies with the appropriate accounting standards and gives a true and fair view of the cash flows of the entity, and that their opinion has been formed on the basis of a sound system of risk management and internal control which is operating effectively.