



MARCH 2026 QUARTERLY UPDATE

28 April 2026

ASX Code: AMI

FORWARD LOOKING STATEMENTS

This presentation has been prepared by Aurelia Metals Limited ('AMI' or the 'Company'). It should not be considered as an offer or invitation to subscribe for or purchase any securities in the Company or as an inducement to make an offer or invitation with respect to those securities. No agreement to subscribe for securities in the Company will be entered into on the basis of this presentation.

This presentation contains forward-looking statements that are not based on historical fact, including those identified by the use of forward-looking terminology containing such words as "believes", "may", "will", "estimates", "continue", "anticipates", "intends", "expects", "should", "schedule", "program", "potential" or the negatives thereof and words of similar import.

AMI cautions that these forward-looking statements are subject to risks and uncertainties that could cause actual events or results to differ materially from those expressed or implied by the statements. The Company believes that the estimates are reasonable but should not be relied upon.

AMI makes no representation, warranty (express or implied), or assurance as to the completeness or accuracy of these projections and, accordingly, expresses no opinion or any other form of assurance regarding them. The Company does not intend to publish updates or revisions of any forward-looking statements included in this document to reflect Aurelia's circumstances after the date hereof or to reflect subsequent market analysis, other than to the extent required by law.

By its very nature, production and exploration for gold and base metals is a high risk business and is not suitable for certain investors. Potential investors should consult their stockbroker or financial advisor. There are a number of risks, both specific to AMI and of a general nature which may affect the future operating and financial performance of AMI and the value of an investment in AMI including and not limited to economic conditions, stock market fluctuations, commodity price movements, regional infrastructure constraints, equipment availability, timing of approvals from relevant authorities, regulatory risks, operational risks, reliance on key personnel and foreign currency fluctuations.

You should not act or refrain from acting in reliance on this presentation material. This presentation does not purport to be all inclusive or to contain all information which its recipients may require in order to make an informed assessment of the Company's prospects. You should conduct your own investigation and perform your own analysis in order to satisfy yourself as to the accuracy and completeness of the information, statements and opinions contained in this presentation before making any investment decision.

Non-IFRS Financial Information

The Company results are reported under International Financial Reporting Standards (IFRS). This presentation also includes non-IFRS information including EBITDA. The non-IFRS information has not been subject to audit or review by the Company's external auditor and should be used in addition to IFRS information.

This presentation has been authorised for release to the ASX by the Board of Aurelia Metals.

All amounts are expressed in Australian dollars unless stated otherwise.

HIGHLIGHTS



Upgraded gold production guidance

Generated free cash flow in quarter

Balance sheet further strengthened

Safety programs delivering results

Federation increasing tonnages and grades

Peak plant record throughput and high recoveries

Growth projects on track

PRODUCTION AND COSTS

Higher gold production guidance delivers free cash flow and strengthens cash outlook

Measure	Unit	SepQ FY26	DecQ FY26	MarQ FY26	YTD FY26	FY26 Revised Guidance	
Gold produced	koz	10.4	11.7	13.0	35.0	45 – 50 (prev 35-45)	↑
Copper produced	kt	0.5	0.6	0.6	1.6	2.5 – 3.0 (prev 3.0-4.0)	↓
Zinc produced	kt	6.5	7.2	6.9	20.7	24 – 32	
Lead produced	kt	3.8	4.3	4.3	12.4	14 – 22	
Group Operating Costs ¹	\$M	70.0	73.8	76.7	220.5	275 – 315	
Sustaining Capital	\$M	15.5	15.6	12.7	43.8	50 – 60	
Growth Capital	\$M	10.9	10.5	13.8	35.3	45 – 60 (prev 60-75)	↓
Exploration	\$M	4.8	3.7	2.3	10.8	13 – 18	

1. Group Operating Cost includes mining, processing, site admin, transport and logistics, TCRCs, royalties, corporate costs and care and maintenance



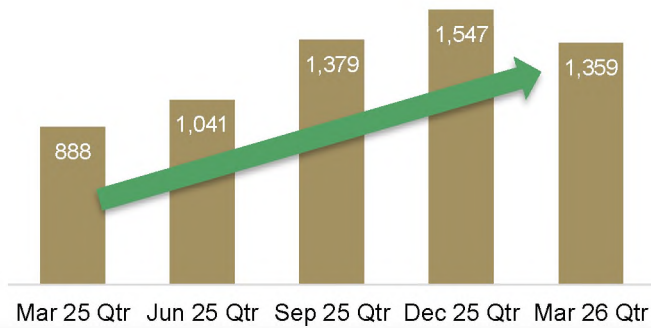
OPERATING PERFORMANCE



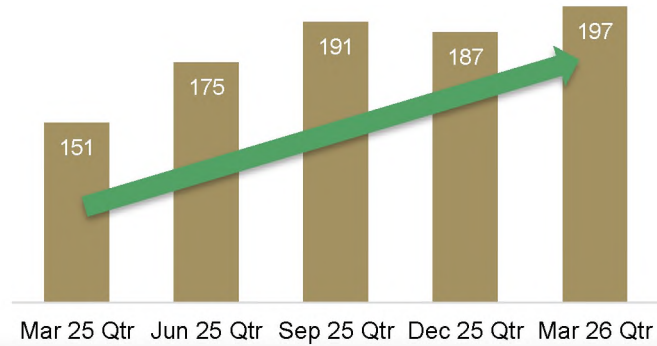
PEAK

Plant operating at record annualised throughput with recoveries increasing

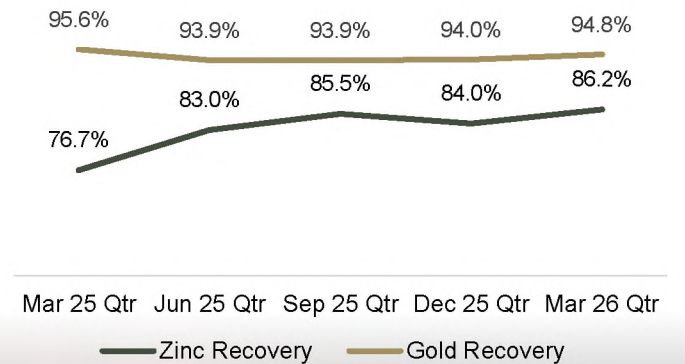
Mine development metres providing production flexibility



Maximising tonnes processed (kt) through the Peak plant



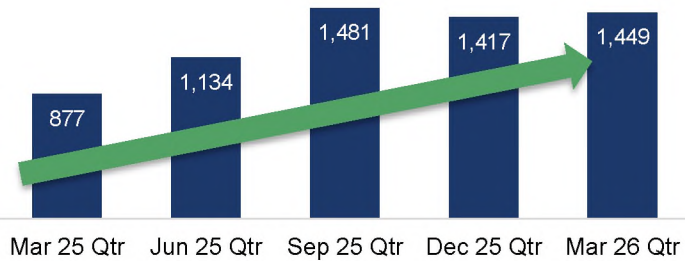
Excellent gold and zinc recoveries at the higher throughput rates



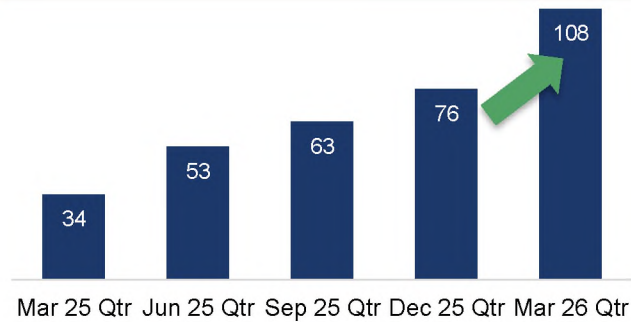
FEDERATION

Mined tonnes ahead of plan and grade increasing

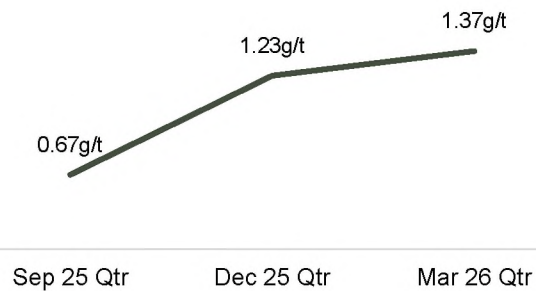
Development metres sustained
Supporting higher tonnages



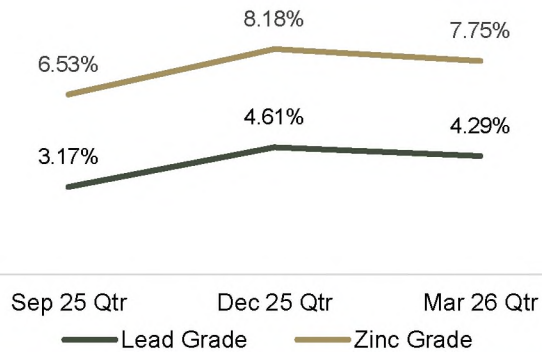
Ore mined (kt) 42% higher and ahead of YTD
plan, likely to exceed planned FY26 volumes



Gold grade 11% higher



Base metal grades performing in line
with models



An aerial photograph of a large-scale open-pit mine. The mine is characterized by multiple terraced levels of earth and rock, with winding roads and paths that snake across the different levels. The terrain is rugged and shows signs of extensive excavation. The colors range from light tan to dark brown, indicating different geological layers and soil types. In the lower center, there is a large, dark, circular area that appears to be a processing or storage pit. The overall scene conveys a sense of massive industrial activity and land reformation.

GROWTH PROJECTS AND EXPLORATION

GREAT COBAR COPPER PROJECT

Development executing in line with budget and schedule

	Q4 FY26	H1 FY27	H2 FY27	H1 FY28	H2 FY28
Mine development	In progress				
Ventilation works	In progress				
Shaft raise bore		Pending			
Amenities improvement	In progress				
Historical workings dewatering		Pending			
Underground exploration			Pending		
Stoping commences					Pending

Mine development of 431m completed in quarter

Mine development of 1,385m completed to date

Ventilation upgrades underway to support mining

Finalising tender for shaft raise bore contract

In progress Pending

PLANT UPGRADES

Delivering 1.1–1.2Mtpa throughput capacity



Tailings and process water management

- Improves copper and zinc recovery, reduces cyanide consumption
- Thickener installed and electrically powered now
- Tie-in, commissioning and ramp up commencing in **May 2026**

Tertiary ball mill

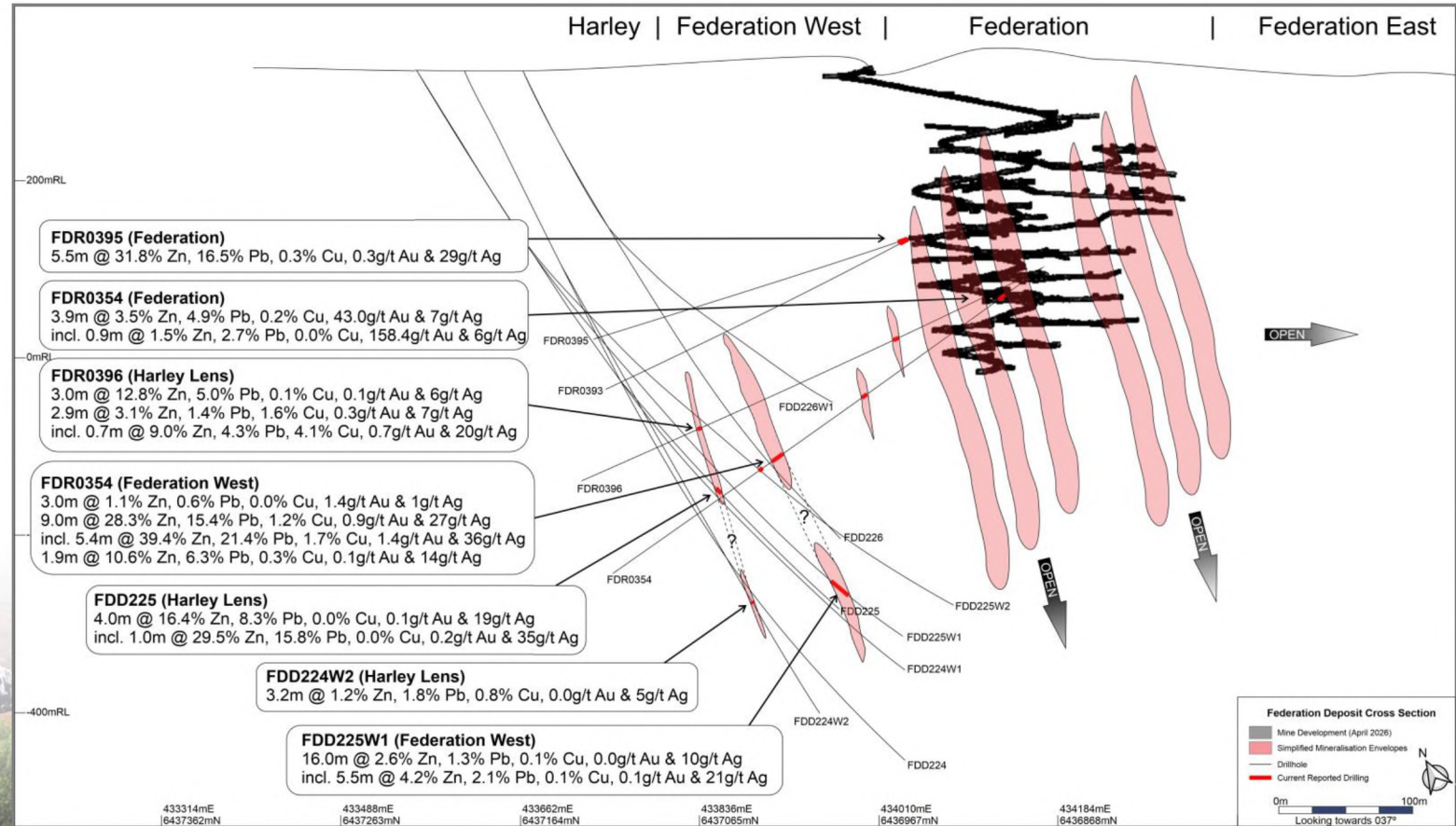
- Improves copper recoveries
- Ball mill relocated from Dargues
- Foundation construction work underway
- Commissioning in **Q1 FY27**

FY26 capital guidance for the Optimisation Projects (part of Group Growth Capital) **lowered to \$15-20M**

EXPLORATION UPDATE

Successful first underground exploration program completed at Federation¹

1. Extended the high-grade Federation West mineralisation down-dip by ~70m
2. Discovered the Harley Lens, a new polymetallic lens further northwest
3. Intersected high-grade mineralisation within 1.8m of current mine workings



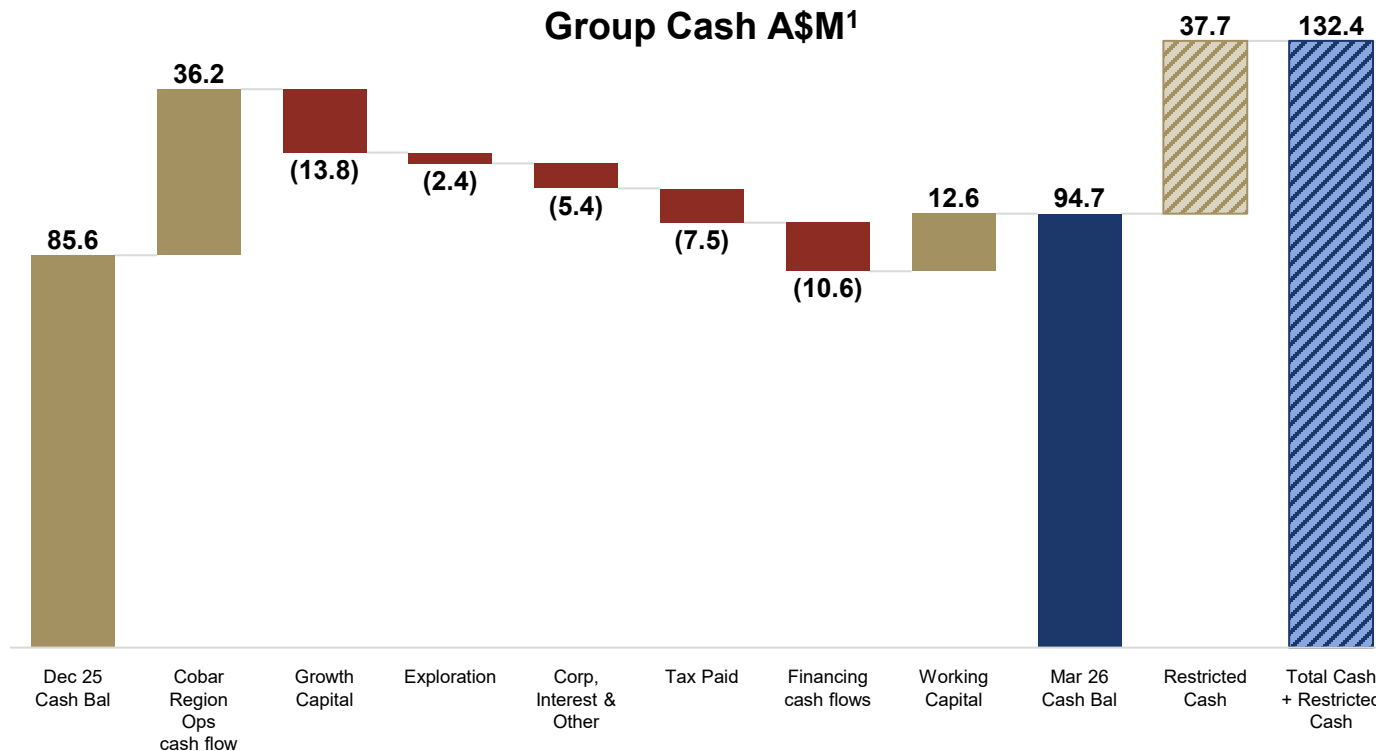
1. Refer to ASX Announcement dated 23 April 2026, 'Nymagee District Exploration Update'.

BALANCE SHEET

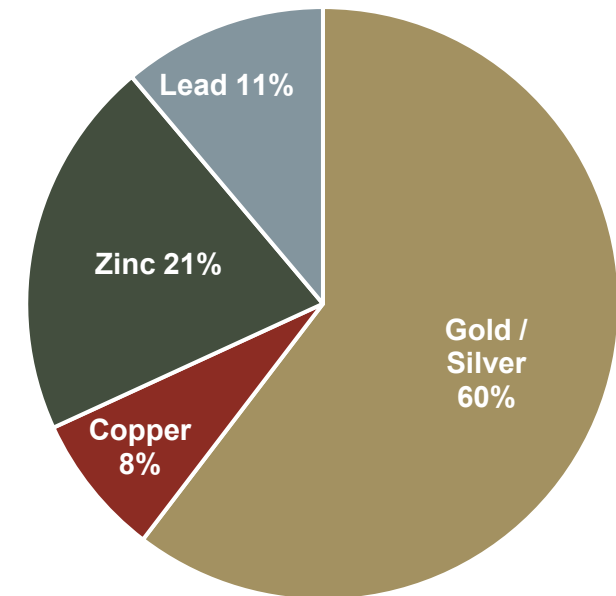


FREE CASH FLOW GENERATED

Cash building from strong operating performance, precious metals dominant revenue



March 2026 Quarter Revenue Mix



1. Cobar Region Ops cash flow figures is after sustaining capital expenditure. Total growth capital expenditure of A\$13.8M includes Great Cobar \$4.0M, Federation \$2.8M, and Peak expansion \$6.9M, Exploration of A\$2.4M is comprised A\$0.9M at Nymagee and Federation, and \$1.5M Peak. Corporate, interest and other of \$5.4M is comprised of \$3.5M of Corporate cost and \$1.2M of net interest, and \$0.7M of care and maintenance costs. Net financing cash flow includes \$9.9M of restricted cash for performance bonds.

NEW A\$150M FINANCING COMMITMENT

Targeting financial close in Q4 FY26

Facility structure	
Syndicate	<ul style="list-style-type: none">• Citi• Credeq (agent for Swiss Re)• HSBC
Revolving Credit Facility	<ul style="list-style-type: none">• A\$40M• 3 year term
Rehabilitation bonding facility	<ul style="list-style-type: none">• A\$110M total:<ul style="list-style-type: none">• A\$30M with 3 year term• A\$80M with 5 year term
Other	<ul style="list-style-type: none">• Senior Secured• Customary covenants for a corporate facility

Key benefits	
✓	Facilities increased and terms extended
✓	No facility limit amortisation or cash backing requirements over facility term
✓	Enables release of A\$38M of currently restricted cash
✓	No mandatory hedging
✓	Competitive pricing, lower than current facilities

KEY FOCUS AREAS

Safely prioritising strong gold production, delivering a robust cash flow outlook

Maximise cash flow generation and value

Continue to maximise plant throughput to deliver 40kt Cu equivalent production in FY28

Continue to outperform plan at Federation

Execute Peak Mine productivity improvement project

Deliver Great Cobar Project milestones ahead of plan

Continue to attract and retain the right people

1. Spot prices used to convert metal production to Copper equivalent as at 8 April 2026: Gold: US\$4,687/oz, Copper: US\$12,313/t, Silver: US\$72/oz, Zinc: US\$3,307/t, Lead: US\$1,946/t

CONTACT

T: +61 7 3180 5000
E: office@areliametals.com.au

Level 10, 10 Felix Street
BRISBANE QLD 4000

GPO Box 7
BRISBANE QLD 4001

areliametals.com

