



Annual
Report
2025



CORPORATE DIRECTORY

DIRECTORS

Thomas Soulsby (Executive Chairman)
Damien Servant (Executive Director)
Russell Brimage (Non-executive Director)
Christopher Newton (Non-executive Director)
Zane Lewis (Non-executive Director)

COMPANY SECRETARY

Rowan Harland

REGISTERED OFFICE

Suite 1, 295 Rokeby Road
Subiaco WA 6008, Australia
Tel: +61 (8) 9211 1500
Fax: +61 (8) 9211 1501
Web: www.lionenergy.com.au

ABN 51 000 753 640

AUDITORS

Hall Chadwick WA Audit Pty Ltd
283 Rokeby Road
Subiaco, Western Australia 6008
Tel: +61 (8) 9429 2222
Fax: +61 (8) 9429 2432

SHARE REGISTRY

Computershare Investor Services Pty Ltd
Level 17,
221 St Georges Terrace
Perth, Western Australia 6000
GPO Box D182
Perth WA 6840, Australia
Tel: +61 1300 850 505
Fax: +61 (8) 9323 2033

This financial report covers Lion Energy Limited and its subsidiaries. The Company's presentation currency is United States Dollars (US\$). The functional currency of Lion Energy and all other controlled entities of Lion Energy Limited is United States Dollars (US\$). A description of the Group's operations and of its principal activities is included in the review of operations and activities in the directors' report. The directors' report is not part of the financial report.

CONTENTS

Highlights	2
Chairman’s Message	3
Leadership Team	5
Operational Review	10
East Seram PSC	10
Seram (Non-Bula) PSC	15
Green Hydrogen	19
Glossary	20
Reserves and Resources	21
Competent Persons Statement	23
Financial Report	24
Director’s Report	25
Auditor’s Independence Declaration	38
Financial Statements	39
Notes to the Financial Statements	43
Directors’ Declaration	70
Independent Auditor’s Report	72
Additional Information	79

HIGHLIGHTS

Financial and Strategy

- » Executed a farmout of a 15% interest in the East Seram PSC securing funding for drilling the Bula Karang-1 exploration well, planned for mid-2026.
- » Executed an agreement to sell Lion's 2.5% participating interest in the Seram (Non-Bula) PSC for US\$1.2 million, removing exposure to future exploration and development funding commitments in a mature asset.
- » Rationalised the oil and gas portfolio to concentrate on a high-impact exploration well in East Seram and implemented a disciplined approach to hydrogen development activities.
- » Lion pivoted back to oil exploration in Indonesia and placed green hydrogen infrastructure development on hold in Australia.
- » Green hydrogen activities may progress on a measured basis, with any further development subject to commercial viability, funding availability and ongoing strategic review.

Organisation

- » Resourcing of an experienced drilling team in Jakarta to manage planning and execution of the Bula Karang-1 exploration well.
- » Strengthening of technical, procurement, logistics and HSE capability to support upcoming drilling operations.
- » Continued collaboration with international partners including Samsung C&T and Mitsubishi's DGA Energy Solutions in hydrogen project development.

Operations

- » Selection of the Bula Karang prospect as the first exploration well in the East Seram PSC targeting the Plio-Pleistocene reef play located approximately 3 km from the producing 20 mmbbl Bula Oil Field.
- » Deviated well design allows drilling from an onshore location to an offshore target, enabling potential rapid commercialisation leveraging existing infrastructure on Seram Island.
- » More than 50 mmbbl unrisks prospective resources identified in the Bula Bay area, providing significant follow-up exploration potential in the event of success.
- » Retained exposure to the Lofin Gas Field (~1.5 TCF) through interpreted extension into the East Seram PSC.

“

Our objective has been to protect balance sheet strength, reduce capital exposure where appropriate, and position the Company for defined value catalysts in 2026

”

CHAIRMAN'S MESSAGE

Dear Shareholders,

2025 has been a year of disciplined capital management and strategic focus for Lion Energy. During the year, the Board undertook a clear prioritisation of capital toward high-impact oil exploration in the East Seram PSC, while maintaining a measured and conditional approach to our hydrogen development activities. Our objective has been to protect balance sheet strength, reduce capital exposure where appropriate, and position the Company for defined value catalysts in 2026.

East Seram PSC – Bula Karang-1

The most significant development during the year was the execution of farm-out arrangements to fund the Bula Karang-1 exploration well in the East Seram PSC.

Under the agreed terms:

- OPIC will fund 88% of the well cost (subject to a cap).
- Lion will retain a 45% working interest post-drill.

This structure materially reduces Lion's capital exposure while preserving material participation in the event of exploration success.

Bula Karang is a shallow carbonate prospect located in a proven petroleum basin with established nearby production and infrastructure. On a P50 basis, the prospective resource¹ estimate is approximately 12 mmbbl (unrisked, 100%). As with all exploration opportunities, there remains a material chance of geological failure, and the Board continues to approach the program with appropriate caution.

Preparatory activities are progressing in accordance with the PSC work program, with drilling targeted for mid 2026.

The Board considers this well to be the Company's principal near-term value driver.

Portfolio Rationalisation

In September 2025, Lion announced the sale of its 2.5% interest in the Seram (Non-Bula) PSC for US\$1.2 million.

This asset represented a minor working interest in a mature field with ongoing capital commitments.

The divestment:

- Strengthens the Company's cash position.
- Removes exposure to future funding obligations.
- Allows capital to be redirected toward East Seram.

This transaction reflects a continued focus on disciplined capital allocation and portfolio concentration.



Tom Soulsby

Chairman

Hydrogen – Port of Brisbane

During 2025, initial EPC cost estimates were received and a structured optimisation process was undertaken with our Joint Development Agreement partners. Commercial discussions with potential customers continued, and preliminary engagement with funding bodies progressed.

However, advancement beyond the current stage remains contingent upon:

- Securing binding and commercially credible offtake agreements.
- Achieving cost certainty through EPC contractor selection.
- Obtaining external funding support, including relevant government grant processes.

In light of construction cost inflation and broader market conditions in the hydrogen sector, discretionary capital expenditure has been moderated. No material capital commitments will be made until commercial and funding clarity is achieved.

Chairman's Message

2026 Priorities

The Company's priorities for the coming year are clear:

- Execute the Bula Karang-1 exploration well safely and within budget.
- Plan aggressive testing and appraisal strategy in event of success.
- Maintain balance sheet discipline.
- Continue conditional progression of hydrogen development activities.
- Preserve strategic flexibility.

Lion now has a funded exploration program with controlled downside exposure and defined execution milestones.

As always, exploration carries risk and outcomes are uncertain. The Board remains committed to prudent capital management while pursuing opportunities capable of delivering meaningful shareholder value.

On behalf of the Board, I thank our shareholders, partners and employees for their continued support.



Tom Soulsby

Chairman, Lion Energy Limited

“

Lion now has a funded exploration program with controlled downside exposure and defined execution milestones

”

LEADERSHIP TEAM

Board and Management

Tom Soulsby

Executive Chairman

Tom Soulsby was appointed Executive Chairman on 13 February 2018.

Mr Soulsby was the CEO of Risco Energy (Risco) and has over 30 years' experience in the oil and gas and resources sector spanning investment banking, corporate business development and management/leadership roles.

A graduate of Swinburne (B.Bus Accounting) and Monash Universities (Grad Dip Arts (Asian Studies)), he initially worked as an accountant, starting his career at KPMG and Western Mining. Mr Soulsby then moved to Potter Warburg (now UBS) in Melbourne as a resources equity research analyst. He subsequently joined ANZ in Melbourne, before being posted to Jakarta and ultimately Singapore as director of corporate finance and merchant banking. As a Director at Indonesian-listed Energi Mega Persada (EMP) from 2003 to 2008, he was responsible for business development and the acquisition of assets which added 525 MMboe to EMP's 2P reserves – a key growth driver for the company.

Mr Soulsby was instrumental in securing backing for Risco prior to its incorporation in 2010, as well as growing the company and its capabilities in his role of Chief Executive Officer. Under leadership of Mr Soulsby, Risco has participated in and funded over US\$500m in successful transactions since 2010. He led the significant valuation creation, and subsequent monetisation, of Risco's first and second Southeast Asian/Australasian oil and gas conventional and unconventional portfolio in both 2013 and 2022. Mr Soulsby brings these value creation skills to Lion Energy.



Board and Management

Damien Servant

Executive Director

Mr Servant has more than a decade of experience in investment banking in Southeast Asia, with expertise in regional oil and gas asset debt funding. A background in engineering complements Mr Servant's extensive regional investment banking experience.

Starting his investment-banking career with BNP Paribas, Mr Servant then joined Merrill Lynch as a director of Debt Capital Markets Division in Singapore. He went on to become a Director of Standard Merchant Bank's Debt Products Group before joining Risco Energy in 2013 where he was CFO. Mr Servant holds an engineering degree from École Nationale Supérieure des Télécommunications and a Master of Finance from University Paris Dauphine.



Board and Management

Russell Brimage

Non-executive Director

Mr Brimage has in excess of 40 years of experience in the upstream oil and gas industry, in public listed oil and gas companies and the service industry, both onshore and offshore. In the service industry, founder and Managing Director of Oilserv Australia in 1982 – the company became a dominant service contractor in Australia providing contract field operations, testing and wire-line services, facility design and construction, and drilling and work-over services. In the public company arena, demonstrated capability in capacity as CEO to secure and develop producing assets, often via industry counter-cyclical transactions, to transform companies from zero revenue to positive cashflow and profitability, with successful outcomes in Indonesia and the state and federal shallow waters of the US Gulf Coast. As CEO of an ASX listed entity, early mover in identifying shale opportunities in the US with the farm-in to approximately 60,000 acres in the Niobrara shale play in the states of Colorado and Wyoming in August 2009.



Board and Management

Chris Newton

Non-executive Director

Mr Newton has had a career of more than 40 years in oil and gas covering the spectrum of the industry – from exploration, development, production and petroleum economics to strategic planning, business development and senior leadership.

Mr Newton has spent more than 25 years in leadership and senior resource industry roles in Southeast Asia. Roles included Managing Director for Fletcher Challenge Petroleum in Brunei, President and GM for Santos in Indonesia and CEO for Indonesian listed Energy Mega Persada and Managing Director of Tap Oil Limited.

Mr Newton was an active Director of the Indonesian Petroleum Association (IPA) between 2003 and 2008, including serving as President from 2004 to 2007. Mr Newton is an oil and gas adviser to the Jakarta-based Castle Asia Group. Mr Newton is currently a Non-Executive Director of TSX listed CanAsia Energy Corp.

Mr Newton holds a Bachelor in Geology from Durham University, England and holds a Graduate Diploma in Applied Finance and Investment from the Securities Institute of Australia (SIA).



Board and Management

Zane Lewis

Non-executive Director

Mr Lewis is a principal and founder of corporate advisory firm SmallCap Corporate, which specialises in corporate advice to public companies and is managing director of Golden Triangle Capital which connects listed entities with a community of professional and sophisticated investors, providing funding for all stages in strategic development.

Most recently Zane facilitated the transformation of Odessa Minerals Limited (ASX:ODE) into an Australian critical minerals exploration company, the IPO of mining services company Aquirian Limited (ASX:AQN) and was instrumental in the transformation of Vital Metals Ltd (ASX:VML) into a rare earths business.

Mr Lewis is a Fellow of the Governance Institute of Australia and is a Non-Executive Director of Kairos Minerals Limited and Odessa Minerals Limited.



Rowan Harland

Company Secretary

Mr Harland is a corporate advisory executive at SmallCap Corporate, a Perth based corporate advisory firm. Mr Harland is responsible for a broad range of corporate services for listed and unlisted entities including Lion Energy Ltd. Mr Harland holds a Master of Finance degree as well as a Bachelor of Commerce from Curtin University and is a member of the Governance Institute of Australia (GIA). Mr Harland currently serves as Company Secretary for a number of public and private entities.

OPERATIONAL REVIEW

East Seram PSC

Lion holds a 60% interest* and is Operator, through our wholly owned subsidiary Balam Energy Pte Ltd, of the 1,300 km² East Seram PSC. The PSC was signed in July 2018 for an initial 6-year exploration term. A 4-year extension to the PSC was approved by the Indonesian regulator effective 17 July 2024 to 16 July 2028.

The East Seram PSC encompasses sweet spots of the proven Eastern Indonesian Seram Basin. This exciting emerging basin contains the producing Oseil and Bula oil fields and the recently discovered 1.5 TCF Lofin gas field. It has geological affinities to nearby provinces that host major oil and gas reserves, including the prolific Papuan fold-belt in PNG as well as the Salawati and Bintuni basins in Irian Jaya (Figure 1).

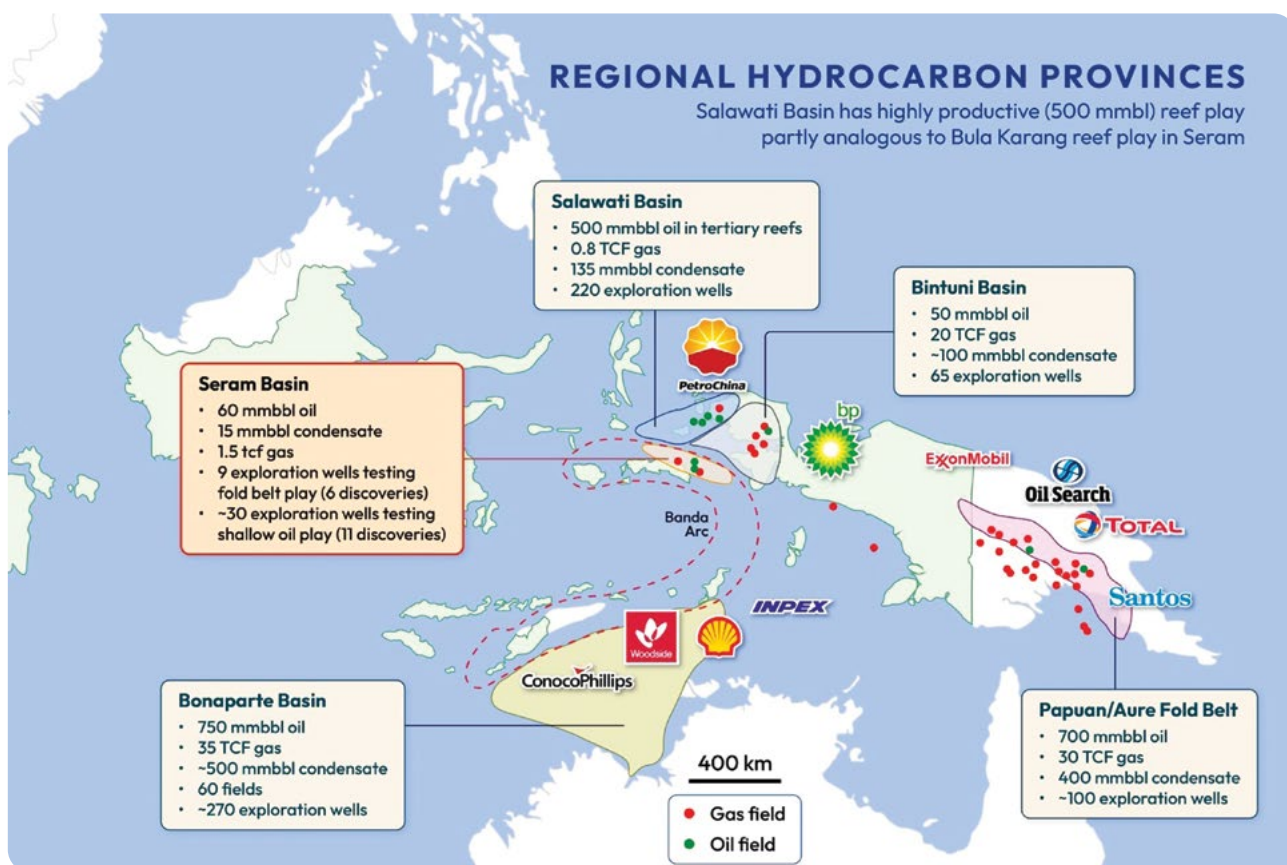


Figure 1: Regional setting of the proven Seram Basin with prolific adjacent oil and gas provinces

Since acquiring the PSC, Lion has conducted an active exploration program. A 664 km offshore 2D survey targeting the Plio-Pleistocene foreland basin play in 2020 delineated an attractive shallow oil portfolio (Figure 2). This included the Bula Bay suite of prospects which includes the Bula Karang Prospect, a well-defined reefal build-up with similarities to many successful fields in Indonesia. From mid 2022 to January 2023 Lion recorded a 200km 2D seismic survey and gravity survey to target the Manusela fold-belt play. Three exceptional prospects emerged from this onshore survey, Kobi, Waru and Tanah Baru.

East Seram PSC

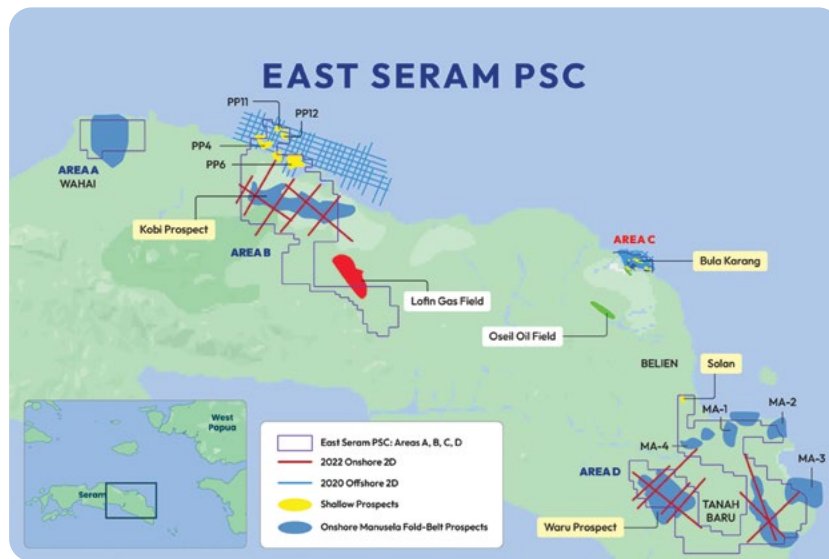


Figure 2: East Seram PSC with key prospects highlighted

In the first half of 2025 Lion conducted a portfolio and strategy review. From this work, a decision was made to propose the Bula Karang prospect (previously the PP9 prospect) as the first well to meet the Year 8 well commitment. This prospect has Mid case (P50) unrisked Prospective Resource¹ of 12 mmbbl for the carbonate objective and additional potential with overlying sandstone targets in fault and stratigraphic closures. Importantly, there is significant follow-up potential in the Bula Bay area in the event of success (Figure 3). Additional carbonate reef potential exists with the nearby PP3 and PP10 prospects and combined P50 Prospective Resource¹ of approximately 50 mmbbl prospective resource (unrisked) in carbonate and sandstone reservoir targets.

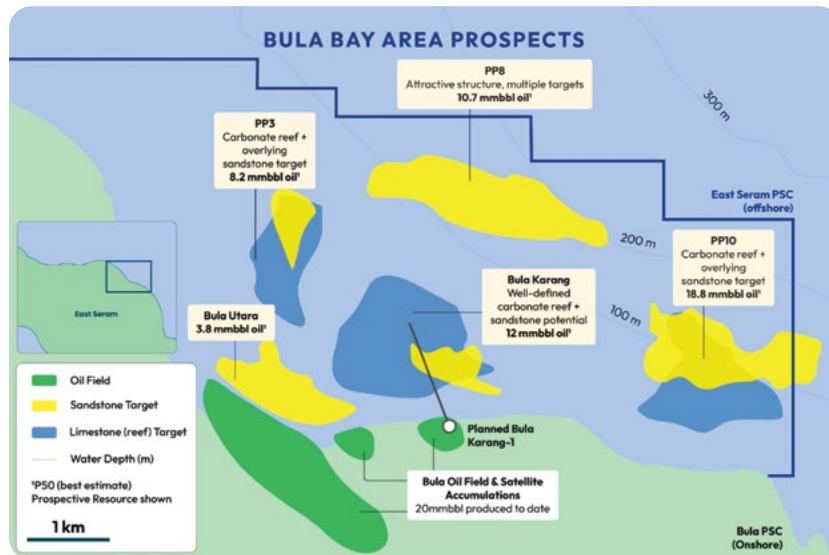


Figure 3: Bula Bay area prospects

The Bula Karang-1 well plan consists of drilling a deviated well from an onshore location targeting the offshore crest of the Bula Karang structure (Figure 4). This will allow rapid commercialisation in the event of success leveraging existing oil infrastructure on Seram Island. Success for the Bula Karang well, with submittal of a Plan of Development, will secure the current East Seram PSC area for a 20 year development period allowing time to target other highly attractive prospects in the block.

East Seram PSC

BULA KARANG PROSPECT

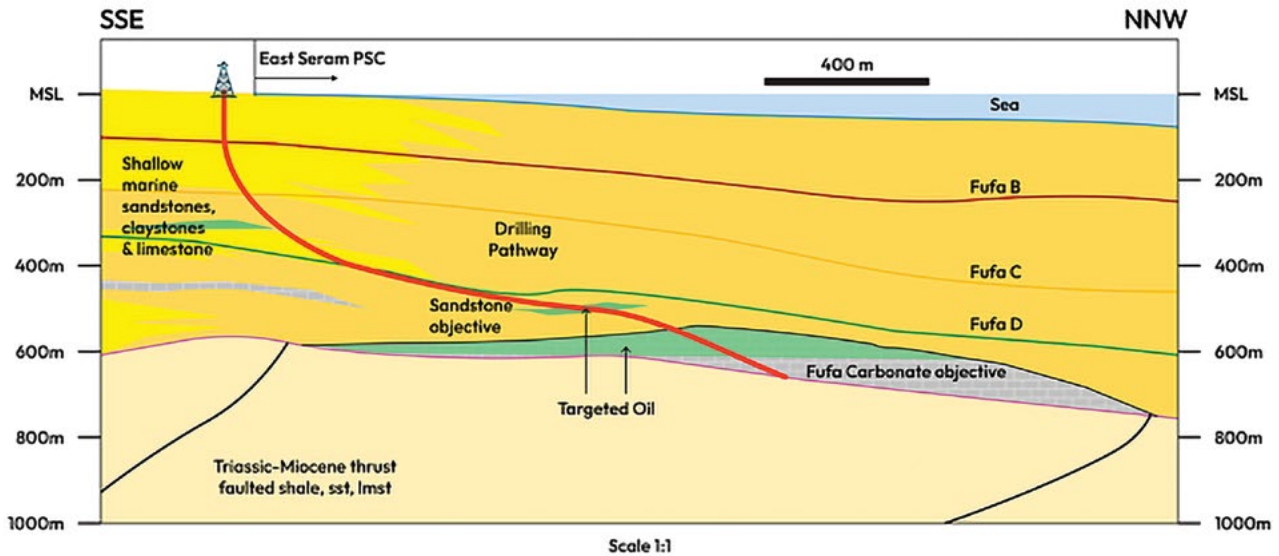


Figure 4: Section showing well plan to drill the attractive Bula Karang Reef Prospect with the well spudding onshore and deviated to test the offshore target

Importantly, funding for the Bula Karang-1 well was finalised in the second half of 2025, with a post-year-end announcement on 6 January 2026 confirming an agreement with Lion's partner in the East Seram PSC to provide the majority of the well funding. Under the agreement, Lion's interest will reduce to 45%, with partner OPIC earning an additional 15% interest by funding 88% of the planned Bula Karang-1 well. As part of the arrangement, OPIC will have the right to assume operatorship of the PSC once it reaches a 50% working interest.

Accelerated well planning activities during the second half of 2025 included the mobilisation of key drilling, procurement, logistics and HSE personnel. Lion management and the drilling team conducted several field visits to Seram Island to select the surface location, engage with regional government officials, assess logistics and plan site preparation activities. An agreement was reached with the operator of the nearby Bula Field to secure land and road access, while constructive engagement continues with CITIC, operator of the adjacent Seram (Non-Bula) PSC. Lion has also maintained positive dialogue with the Indonesian regulator, SKK Migas, which remains supportive of the proposed drilling program. The Bula Karang-1 well remains on track for drilling in mid-2026 which is fully supportive of the proposed drilling program.

East Seram PSC

East Seram PSC Technical overview

The East Seram block contains two main proven plays (Figure 5):

- A shallow Plio-Pleistocene thrust foreland basin oil play. Sandstone & carbonate objectives of the Fufa Formation are the main reservoir targets. The 2020 marine seismic survey targeted this sequence which includes the 20 mmbbl producing Bula Oil field. The East Seram PSC includes the undrilled potential offshore extension of this field, analogous structures and exciting newly identified carbonate and turbidite sandstone targets. This includes the Bula Karang Pliocene reef prospect in the offshore Bula area chosen as the first well and the 20 km² PP6 Prospect with turbidite sandstone reservoir targets in the offshore Kobi area to the west.
- The northwest-southeast trending fold-belt play. The Triassic to Middle Jurassic Manusela limestone is the primary reservoir objective with over 350 mmbbl discovered to date in the basin including the producing Oseil field and the Lofin gas field discovery. All 6 wells that have intersected the Manusela limestone to date in the area have been discoveries. The limestone is often fractured resulting in good flow rates. Technical work, including a major structural study conducted by Lion, highlights similarities of the Seram fold-belt, (geological age, paleo-geographic setting, fractured Jurassic limestone reservoir and source rock type), to world-class fold-belt plays such as the Zagros fold-belt in Iran.

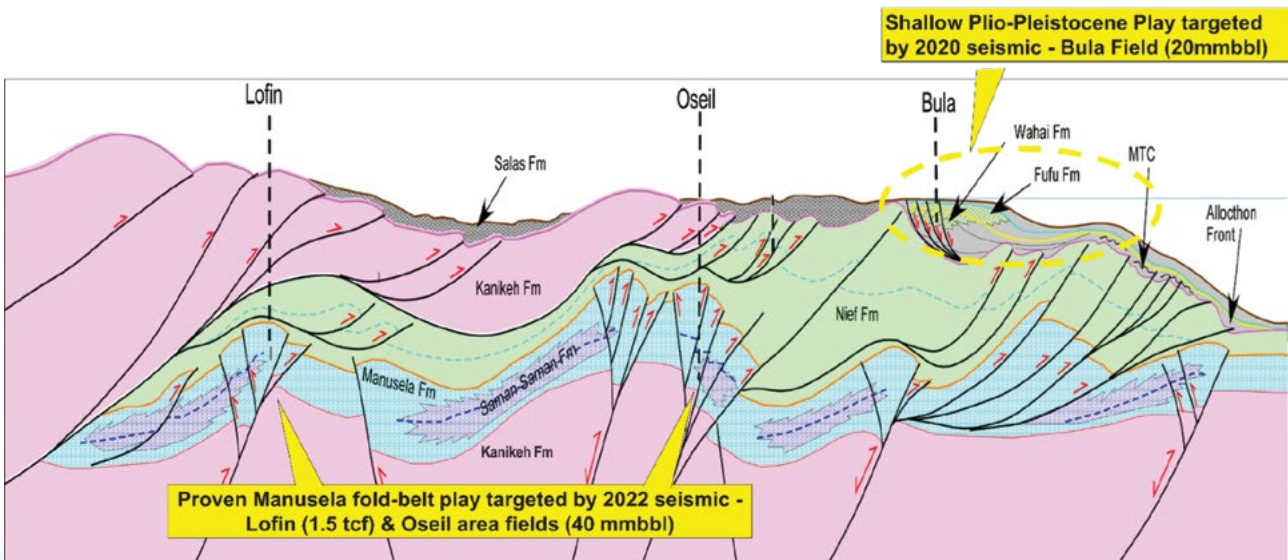


Figure 5: Schematic Seram Tectonic Diagram showing key plays targeted in East Seram

East Seram PSC

Portfolio

A total of 22 prospects and leads are now delineated in the East Seram PSC following the interpretation of the 2020 marine seismic and 2022 onshore seismic.

Key conclusions of the resource analysis include:

- Total Prospective Resources¹ (unrisked) across the deep and shallow plays in East Seram PSC are P90: 472, P50: 1538, and P10: 4373 mmboe
- The highest ranked Plio-Pleistocene prospect is Bula Karang in the offshore Bula Bay area with prospective resource estimate range (P90-P10) of 4-31 mmbo and a probability of success estimated at 38%. Drilling engineering work has indicated this prospect can be drilled with a deviated well from onshore, greatly enhancing project economics
- In-excess of 50 mmbbl unrisked P50 Prospective Resource¹ exists in the Bula Bay area with both reefal and sandstone targets which will be high-graded in event of Bula Karang success (Figure 6).
- The Kobi Prospect, located 10 km NW of the 1.5 TCF Lofin gas field, has mapped areal closure of up to 110 km² and a prospective resource range (P90-P10) of 98 - 1047 mmboe (40% oil predicted)
- The Waru Prospect, located 35 km south of the Oseil Oil field, has areal closure of up to 70 km² and a prospective resource range of 89 - 766 mmboe (75% oil predicted)
- The Tanah Baru Prospect has areal closure of up to 80 km² and a prospective resource range of 35 - 670 mmboe (65% oil predicted)

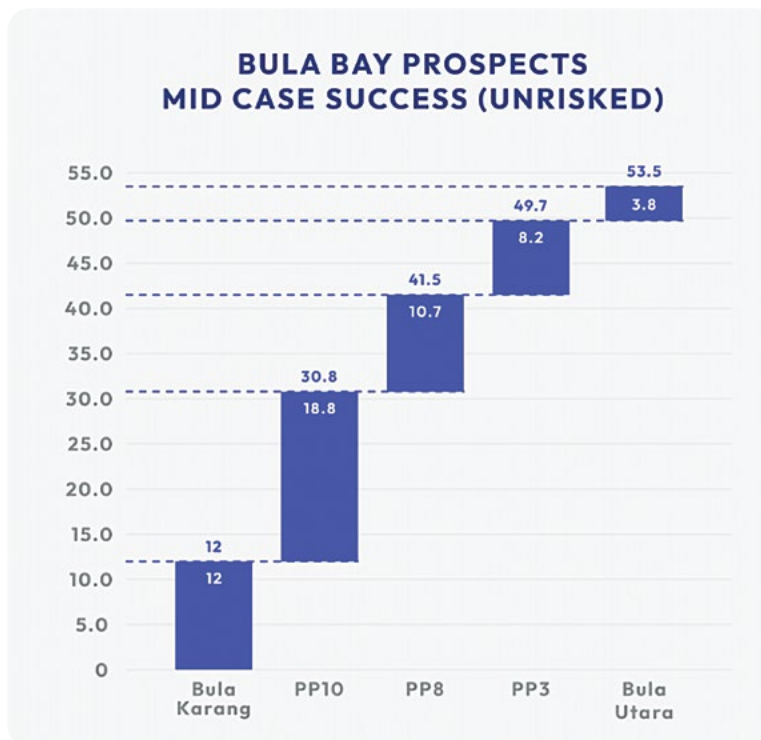


Figure 6: Staircase of potential resources for prospects in Bula Bay area

¹ Prospective resources are those quantities of petroleum estimated, as of a given date, to be potentially recoverable from undiscovered accumulations by application of future development projects. Prospective resources have both an associated chance of discovery (geological chance of success or GCOS) and a chance of development (economic, regulatory, market and facility, corporate commitment or political risks). The chance of commerciality is the product of these two risk components. There is no certainty that any portion of the prospective resources will be discovered and, if discovered, there is no certainty that it will be developed or, if it is developed, there is no certainty as to either the timing of such development or whether it will be commercially viable to produce any portion of the resources.

SERAM (NON-BULA) PSC

Seram (Non-Bula) PSC

Background

Lion, through its wholly owned subsidiary Lion International Investment Limited, held a 2.5% participating interest in the Seram (Non-Bula) Production Sharing Contract (PSC), located onshore Seram Island in eastern Indonesia. The Operator of the PSC is CITIC Seram Energy Limited (41%).

The PSC contains the Oseil oilfield and surrounding structures. Since initial field start-up in January 2003, the Oseil field area has produced 20,771,491 barrels of crude oil as at 31 December 2025. The block also contains the Lofin gas discovery, appraised in 2014–15 with the successful Lofin-2 well. The 100% 2C contingent gas-in-place resource for Lofin is 2.636 tcf, representing a significant onshore gas accumulation. The PSC extension granted in 2018 commenced on 1 November 2019 for a further 20-year term.

On 2 June 2023, Lion's subsidiary executed a transfer agreement with an entity associated with the Local Government of Maluku for the transfer of a 0.25% participating interest, as required under Indonesian regulations. The transfer remains subject to Government approval. Upon completion, Lion's interest will reduce from 2.5% to 2.25%.

Reserves and Resources

Reserves and resources have been updated accounting for 2025 production in accordance with the Citic Seram Reserves Report, effective as at 31 December 2025, conducted by global oil and gas consultants Miller and Lents.

Oseil Area Reserves (mmbbl)

	Reserves (Gross) 100% ^{1,2,3}			Reserves (net to Lion working interest)		
	Proven (1P)	Proven & Probable (2P)	Proven, Prob & Poss. (3P)	Proven (1P)	Proven & Probable (2P)	Proven, Prob & Poss. (3P)
EOY 2024	2,425	2,985	4,200	60.6	74.6	105.0
Production	-280	-280	-280	-7.0	-7.0	-7.0
Revision	269	266	147	6.7	6.7	3.7
EOY 2025	2,414	2,971	4,067	60.3	74.3	101.7

1. Reserve estimates accounts for 2025 production with reference to Millar and Lents Report dated 31 December 2025.
2. Reserve estimates have been calculated using the deterministic method. Analysis of performance trends were used to estimate proved developed reserves. The performance trends associated with new well were used to assess how wells scheduled for future drilling would perform for the purpose of estimating proved undeveloped reserves as well as the probable and possible reserves associated with the future wells.
3. The key difference in latest Oseil Oil Reserves estimates compared to the previous year as at 31 December 2024, apart from the impact of production during the year, is additional well production history during 2025 with analysis of these trends with low, mid and high side future production estimates. Lower decline rates than anticipated from wells in 2025 is the main reason for the positive revision.

Seram (Non-Bula) PSC

Oseil Area Contingent Resources (mbbl)

	Contingent Oil Resources ^{1,2,3,4} (Gross)			Contingent Oil Resources (Net to Lion working interest)		
	1C	2C	3C	1C	2C	3C
EOY 2024	187	1,141	5,908	4.7	28.5	147.7
Revision	0	0	0	0.0	0.0	0.0
EOY 2025	187	1,141	5,908	4.7	28.5	147.7

1. Contingent resources are those quantities of petroleum estimated, as of a given date, to be potentially recoverable from known accumulations using established technology or technology under development, but which are not currently considered to be commercially recoverable due to one or more contingencies. Contingent Resources have an associated chance of development (economic, regulatory, market and facility, corporate commitment or political risks). These estimates have not been risked for the chance of development. There is no certainty that any portion of the contingent resources will be developed and, if developed, there is no certainty as to either the timing of such development or whether it will be commercially viable to produce any portion of the resources.
2. The contingent oil resources are within the Seram (Non-Bula) PSC which had a 20 year extension granted effective 1st November 2019 to 1st November 2039. The Contingent Resources are calculated deterministically based on field structural data and reservoir and testing information from discovery and appraisal/development wells on the accumulations. Developing these resources will require additional development drilling on these accumulations and application of development techniques, including horizontal drilling, that have proven successful in the Oseil 1/2 and Oseil 4 areas.
3. The Contingent Resource shown are largely based on the Miller and Lents Report as at 31 December 2025. Analysis was undertaken for Contingent Resources on the Oseil Field, Oseil Tenggara, Neif Utara A and East Neif accumulations. Analysis was not done by Miller and Lents on the Neif Utara B and Oseil Selatan accumulations and the previously reported Oil Contingent Resources for these accumulations are still valid (refer Lion Press Release 14 May 2021).
4. No estimate has been presented in this table for the Dawang gas field or the Lofin gas/condensate field. For estimates relating to Lofin, please refer to table of Lofin resource estimate.

Contingent Resource estimates by Miller and Lents (M&L) (31 December 2025) are shown in the tables below.

Lofin Field Gas Contingent Resources Movements (bcf)						
	Contingent Gas Resources ^{1,2} (Gross)			Contingent Gas Resources (Net to Lion working interest)		
	1C	2C	3C	1C	2C	3C
EOY 2024	752	1450	1764	18.8	36.3	44.1
Revision	0	0	0	0	0	0
EOY 2025	752	1450	1764	18.8	36.3	44.1

Lion acknowledges that while the Lofin Field is clearly a highly significant gas and condensate resource, there is still considerable uncertainty on its volume potential. The resource estimates for the Lofin gas is classified as contingent resource as there is no certainty of development due to various factors including, amongst others, economic, regulatory, market and facility, and resource appraisal.

Seram (Non-Bula) PSC

In-place and Contingent Resources ^{1,2}						
Lofin Field, Seram (Non-Bula) Block PSC, Seram Island, Indonesia						
(as at 31 December 2025)						
Manusela Formation Reservoir	Gross (100%) PSC					
	In-place			Recoverable		
	1C	2C	3C	1C	2C	3C
	(P ₉₀)	(P ₅₀)	(P ₁₀)	(P ₉₀)	(P ₅₀)	(P ₁₀)
Gas (bcf)	1671	2636	2714	752	1450	1764
Condensate (mmbbl) ³				3.4	7.0	8.8
Total (mmboe) ⁴	279	439	452	132	254	309
Manusela Formation Reservoir	Net to Lion Working Interest (2.5%)					
	In-place			Recoverable ^{3,5}		
	Low		Mid		1C	2C
	(P ₉₀)		(P ₅₀)		(P ₉₀)	(P ₅₀)
Gas (bcf)	41.8	65.9	67.9	18.8	36.3	44.1
Condensate (mmbbl) ³				0.1	0.2	0.2
Total (mmboe) ⁴	7.0	11.0	11.3	3.2	6.2	7.6

- Contingent resources are those quantities of petroleum estimated, as of a given date, to be potentially recoverable from known accumulations using established technology or technology under development, but which are not currently considered to be commercially recoverable due to one or more contingencies. Contingent Resources have an associated chance of development (economic, regulatory, market and facility, corporate commitment or political risks). These estimates have not been risked for the chance of development. There is no certainty that any portion of the contingent resources will be developed and, if developed, there is no certainty as to either the timing of such development or whether it will be commercially viable to produce any portion of the resources.
- The Contingent Gas resources for the Lofin Field provided in the table are based on analysis of M&L using a deterministic approach.
- Recoverable condensate volumes are as provided in the Miller and Lents 31 December 2025 report based on conservative assumptions on gas condensate ratio and the condensate recovery factor.
- Conversion factor of 6 mcf = 1 barrel of oil equivalent (boe).

Seram (Non-Bula) PSC

Production

Production for the period 1 January 2025 to 31 December 2025 from the Oseil oilfield and surrounding structures totalled 280,149 barrels of crude oil, at an average daily rate of 768 bopd (Lion share approximately 18 bopd). This compares with an average daily rate of 909 bopd (Lion share 23 bopd) in calendar year 2024. The annual production decline of 15.5% reflects the continued maturity of the field. The joint venture maintained a focus on operating cost management, with operating costs averaging US\$31.59 per barrel in 2025 compared with US\$33.05 per barrel in 2024.

Two crude oil liftings were completed during the year:

- 28 December 2025 – 216,803 barrels
- 29 December 2025 – 57,069 barrels

Strategic Divestment

As the Oseil field progresses further into late-stage production, the Board undertook a careful assessment of the forward capital profile of the asset. With declining production, a finite PSC term and the prospect of future development and end-of-field obligations, the capital requirements associated with continued participation were expected to increase relative to Lion's modest 2.5% interest.

Consistent with the Company's disciplined capital allocation framework, the Board determined that redeploying capital into higher-impact growth opportunities would better serve shareholders.

In September 2025, Lion announced the sale of its 2.5% interest in the Seram (Non-Bula) PSC for approximately US\$1.2 million. Completion is expected in H1 2026, subject to customary conditions including Government approval.

The proposed divestment:

- Strengthens the Company's balance sheet;
- Removes exposure to increasing capital commitments in a mature, declining asset;
- Mitigates potential future negative cashflow risk; and
- Refocuses capital toward East Seram exploration and disciplined project development.

GREEN HYDROGEN

Measured Progress at Port of Brisbane

Lion Energy continued to work on the Port of Brisbane Green Hydrogen Project (PoB) during 2025 in a structured and commercially disciplined manner.

The Company's focus throughout the year was on refining development assumptions, strengthening the commercial framework and carefully managing capital exposure in a cautious hydrogen market environment. While hydrogen remains aligned with long-term decarbonisation trends, development timing and capital commitment continue to be guided by cost certainty and commercial readiness.

EPC Progress and Cost Discipline

A key milestone during 2025 was the receipt of initial Engineering, Procurement and Construction (EPC) cost estimates. These estimates provided important clarity on capital requirements in the current construction and supply-chain environment.

Following receipt of these estimates, Lion and its partners commenced a structured cost optimisation and contracting review process. Engagement progressed with shortlisted EPC contractors, with emphasis on improved cost transparency, appropriate risk allocation structures and delivery certainty.

Consistent with a disciplined capital allocation framework, material capital investment in the project has been placed on hold pending:

- Binding customer offtake agreements;
- Final EPC contractor selection and development cost certainty; and
- Appropriate funding structures, including potential government support.

This approach ensures that any construction commitment is supported by commercial robustness and risk-managed execution.

Commercial Engagement

Hydrogen marketing activity continued during 2025, with the Company engaging prospective customers across transport, logistics and industrial sectors.

Industry information sessions were hosted at the Port of Brisbane, and discussions with potential foundation customers progressed constructively. However, at this stage, prospective hydrogen demand for transportation sector remains elusive in the absence of strong government support.

Strategic Positioning

The PoB project benefits from a long-term site lease, established industrial partnerships and proximity to key logistics corridors within Southeast Queensland.

While broader hydrogen market conditions remained challenging during 2025, Lion's structured partnership model and staged development pathway provide some resilience. Advancement to construction will occur only once the necessary commercial, cost and funding thresholds are satisfied.

Green hydrogen activities may progress on a measured basis, with any further development subject to commercial viability, funding availability and ongoing strategic review.



GLOSSARY

- bbl:** barrel
- bcf:** billion cubic feet
- bopd:** barrels oil per day
- boe:** barrels of oil equivalent
- CNG:** compressed natural gas
- GWC:** gas water contact
- LNG:** liquefied natural gas
- mbl:** thousand barrels
- MD:** measured depth
- mmbbl:** million barrels
- mmboe:** million barrels oil equivalent
- mmbo:** million barrels oil
- mmscfd:** million standard cubic feet of gas per day
- MNC:** multinational corporation
- ppg:** pounds per gallon
- PSC:** production sharing contract
- psi:** pounds per square inch
- POFD:** plan of further development
- sq.km:** square kilometers
- ss:** subsea
- tcf:** trillion cubic feet
- TD:** total depth
- TVD:** true vertical depth

RESERVES AND RESOURCES

Reserves and Resources ¹ (as at 31 Dec 2025)	Play	100% (Gross)						Lion WI Share					
		Gas/Associated Gas Recoverable (Bcf)			Oil/Condensate Recoverable (MMbbl)			Gas/Associated Gas Recoverable (Bcf)			Oil/Condensate Recoverable (MMbbl)		
Reserves ^{2,3,4,5,6}		1P	2P	3P	1P	2P	3P	1P	2P	3P	1P	2P	3P
Oseil Area Developed	Manusela				0.398	0.398	0.398				0.010	0.010	0.010
Oseil Area Undeveloped ⁷	Manusela				1.747	2.307	3.522				0.044	0.058	0.088
Total Reserves (Seram NB PSC)					2.145	2.985	4.200				0.054	0.068	0.098
Contingent Resources ⁸		1C	2C	3C	1C	2C	3C	1C	2C	3C	1C	2C	3C
Seram Oseil Area ⁷	Manusela	0.39	1.34	10.36	0.19	1.14	5.91	0.01	0.03	0.26	0.00	0.03	0.15
Seram PSC Lofin Field ¹⁰	Manusela	752.0	1450.0	1764.0	3.4	7.0	8.8	18.80	36.25	44.10	0.09	0.17	0.22
Total Contingent Resources (Seram NB PSC)		752.37	1451.34	1774.36	3.64	8.13	14.71	18.81	36.28	44.36	0.09	0.20	0.37
Prospective Resources ^{11,12}		Low P90	Best P50	High P10	Low P90	Best P50	High P10	Low P90	Best P50	High P10	Low P90	Best P50	High P10
Bula Dangkal (Seram NB PSC)	Kanikih/Manusela				1.9	8.2	25.9				0.046	0.20	0.65
East Seram PSC (Lion 60%)													
Kobi	Manusela	297.6	1066.0	3060.0	48.5	179.3	537.2	178.6	639.6	1836.0	29.1	107.6	322.3
Waru	Manusela	97.1	304.7	849.0	73.0	232.9	624.8	58.3	182.8	509.4	43.8	139.7	374.9
Tanah Baru	Manusela	57.8	292.2	1086.0	25.9	138.3	498.0	34.7	175.3	651.6	15.5	83.0	298.8
Wahai Deep	Manusela	177.6	623.5	1800.0	52.6	194.6	596.4	106.6	374.1	1080.0	31.6	116.8	357.8
Lofin Extension	Manusela	69.2	154.4	291.7	0.9	2.0	3.9	41.5	92.6	175.0	0.6	1.2	2.3
MA 2	Manusela	51.5	125.7	283.0	16.9	45.9	111.5	30.9	75.4	169.8	10.1	27.5	66.9
MA 8	Manusela	75.0	161.5	336.7	15.4	38.4	89.9	45.0	96.9	202.0	9.2	23.0	53.9
MA 4	Manusela	28.5	92.0	284.7	0.9	6.1	29.3	17.1	55.2	170.8	0.6	3.7	17.6
MA 3	Manusela	18.1	40.3	87.5	4.6	11.7	28.5	10.9	24.2	52.5	2.8	7.0	17.1
MA 1	Manusela	4.8	9.8	18.4	0.9	2.2	4.9	2.9	5.9	11.0	0.6	1.3	2.9
PP6	Plio-Pleistocene	15.1	40.5	108.6	16.6	48.6	140.6	9.1	24.3	65.2	10.0	29.2	84.4
PP4	Plio-Pleistocene	0.0	0.1	0.2	15.2	31.9	63.7	0.0	0.1	0.1	9.1	19.1	38.2
PP10	Plio-Pleistocene	0.9	2.1	4.5	8.5	18.9	42.1	0.6	1.2	2.7	5.1	11.3	25.2
PP11	Plio-Pleistocene	7.3	17.1	41.1	5.2	13.1	33.4	4.4	10.3	24.7	3.1	7.9	20.1
Bula Karang (ex-PP9) Carbonate Reef	Plio-Pleistocene	1.2	3.6	9.2	4.0	11.8	30.5	0.7	2.2	5.5	2.4	7.1	18.3
PP4 SE	Plio-Pleistocene	0.0	0.0	0.0	5.9	13.4	30.0	0.0	0.0	0.0	3.6	8.0	18.0
PP10 S (lead)	Plio-Pleistocene	2.0	3.4	6.5	5.3	10.8	21.3	1.2	2.1	3.9	3.2	6.5	12.8
PP8	Plio-Pleistocene	2.0	3.5	7.1	5.3	10.8	22.0	1.2	2.1	4.3	3.2	6.5	13.2
PP3	Plio-Pleistocene	0.2	0.2	0.5	4.3	8.2	15.8	0.1	0.1	0.3	2.6	4.9	9.5
PP12	Plio-Pleistocene	3.9	9.1	19.9	2.7	6.8	16.2	2.3	5.5	11.9	1.6	4.1	9.7
Offshore Bula Extension	Plio-Pleistocene	0.0	0.0	0.0	2.0	3.8	7.1	0.0	0.0	0.0	1.2	2.3	4.3
Solan	Plio-Pleistocene	0.7	1.5	3.6	1.5	3.6	8.7	0.4	0.9	2.1	0.9	2.1	5.2
<i>Sub-total East Seram PSC</i>		<i>910.4</i>	<i>2951.2</i>	<i>8298.1</i>	<i>316.1</i>	<i>1033.1</i>	<i>2955.6</i>	<i>546.3</i>	<i>1770.7</i>	<i>4978.8</i>	<i>189.7</i>	<i>619.8</i>	<i>1773.4</i>
Total Prospective Resource		910.4	2951.2	8298.1	318.0	1041.2	2981.5	546.3	1770.7	4978.8	189.7	620.0	1774.0

Reserves and Resources

Notes:

1. Reserve and contingent resource estimates are as at 31 December 2025 primarily based on Miller and Lents (M&L) Report. Contingent Resource estimates for the Neif Utara B, Oseil Selatan oil accumulations and also the 2008 Dawang Gas discovery based on previously reported work of resource certifier DeGolyer and McNaughton. Refer to the previous table for a reconciliation of the Company's petroleum reserves holding against that of the prior year. There have been no changes in the Company's contingent resource holding against that of the prior year for the Oseil field.
2. Reserve estimates have been calculated using the deterministic method. Analysis of performance trends were used to estimate proved developed reserves. The performance trends associated with new well were used to assess how wells scheduled for future drilling would perform for the purpose of estimating proved undeveloped reserves as well as the probable and possible reserves associated with the future wells.
3. The key difference in latest Oseil Oil Reserves estimates compared to the previous year as at 31 December 2024, apart from the impact of production during the year, is additional well production history during 2025 with analysis of these trends with low, mid and high side future production estimates. Lower decline rates than anticipated from wells in 2025 is the main reason for the positive revision.
4. Economic assumption by M&L in their analysis includes a net oil price equivalent to the net realized oil price in dollars per barrel (\$/ BBL) that has been adjusted for quality considerations using a differential defined as a percentage of the benchmark oil price. Fixed and variable operating expenses which included well servicing and water shutoff expenses employed in this evaluation were provided by the Operator CITIC based on realistic estimates. Development costs employed in this evaluation were also provided by the Operator CITIC. No future escalation was applied to these values in the economic model. These costs were applied to M&L's 1P, 2P, and 3P future production forecasts in the economic model.
5. The Proved Developed cases include forecasts of currently producing wells reserves and proved developed nonproducing reserves. The estimated Proved Developed Reserves were estimated by production decline extrapolations or volumetric calculations. Production declines were extrapolated to an assumed minimum technical limit. Extrapolations of future performance are based, whenever possible, upon the average performance trend of active wells during periods of stable field activity. The estimated Proven Developed Non-producing reserves can be produced from existing wells, but require expenditures for well-related workover activities. Reserves for these wells were estimated based on M&L's review of similar well-related workover activities. The estimated Proven Undeveloped Reserves require significant capital expenditures to drill and complete the planned future wells. The Proved Undeveloped Reserves are expected to be produced from undeveloped portions of known reservoirs that have been adequately defined by wells. Reserves estimates are based upon volumetric calculations that employ recovery factors derived from the performance of existing wells. Forecasted production rates are based upon analogy and were scheduled according to the drilling plans provided by the Operator CITIC.
6. Developed reserves include production for Oseil 2, Oseil 1/ 4 Oseil Tenggara and Neif Utara A area with estimates of 1P, 2P and 3P based on forecasts of M&L. The main difference with between the 1P and 2P and 3P reserves estimates area based on higher recovery factor estimates from wells from 1P to 2P and from 2P to 3P based on individual well production analysis (which may include additional workovers, water shut off operations than currently approved). Note 2P and 3P Reserve estimates provided by M&L do not include a breakdown of Developed vs Undeveloped and for simplicity reserves in these categories are assigned to the Undeveloped category.
7. Includes undeveloped reserves which are quantities expected to be recovered through future investments: (a) from new wells on undrilled acreage in known accumulations, (b) from deepening existing wells to a different (but known) reservoir, (c) from infill wells that will increase recovery, or where a relatively large expenditure is required to either recomplete an existing well or install production or transportation facilities for primary or improved recovery projects. The marketing arrangement, infrastructure and environmental approvals are in place to cope with production of any reserves currently categorised as undeveloped.
8. Contingent resources are those quantities of petroleum estimated, as of a given date, to be potentially recoverable from known accumulations using established technology or technology under development, but which are not currently considered to be commercially recoverable due to one or more contingencies. Contingent Resources have an associated chance of development (economic, regulatory, market and facility corporate commitment or political risks). These estimates have not been risked for the chance of development. There is no certainty that any portion of the contingent resources will be developed and, if developed, there is no certainty as to either the timing of such development or whether it will be commercially viable to produce any portion of the resources.
9. The contingent oil resources are within the Seram (Non-Bula) PSC which had a 20 year extension granted effective 1st November 2019 to 1st November 2039. The contingent resources are calculated deterministically based on field structural data and reservoir and testing information from discovery and appraisal/development wells on the accumulations. Developing these resources will require additional development drilling on these accumulations and application of development techniques, including horizontal drilling, that have proven successful in the Oseil 1/2 and Oseil 4 areas.
10. The contingent gas resources for the Lofin Field provided in the table are based on analysis of M&L using a deterministic approach. Data was provided by the PSC Operator CITIC. Planned 3D seismic in 2024 over the Lofin Field area will more accurately assess the field extent and contingent resource volumes. Development plans and the potential gas marketing strategy will be partly contingent on integration of results of well testing undertaken in 2023 and 2024 with a full scale development contingent on results of the planned 3D seismic. The Lofin Gas Field is within the Seram (Non-Bula) PSC which had a 20 year extension granted effective 1st November 2019 to 1st November 2039.
11. Prospective resources are those quantities of petroleum estimated, as of a given date, to be potentially recoverable from undiscovered accumulations by application of future development projects. Prospective resources have both an associated chance of discovery (geological chance of success or GCOS) and a chance of development (economic, regulatory, market and facility, corporate commitment or political risks). The chance of commerciality is the product of these two risk components. There is no certainty that any portion of the prospective resources will be discovered and, if discovered, there is no certainty that it will be developed or, if it is developed, there is no certainty as to either the timing of such development or whether it will be commercially viable to produce any portion of the resources.
12. Prospective Resources in this Table have been estimated probabilistically at lead level but combined arithmetically to provide the portfolio number. The aggregate P90 may be a very conservative estimate and the aggregate P10 may be a very optimistic estimate due to the portfolio effects of arithmetic summation.

COMPETENT PERSONS STATEMENT

Competent Persons Statement: Qualified Petroleum Reserves and Resources Evaluator

Competent Persons Statement: Qualified Petroleum Reserves and Resources Evaluator Pursuant to the requirements of the ASX Listing Rules Chapter 5, the technical information, reserve and resource reporting provided in this document are based on and fairly represent information and supporting documentation that has been prepared and/or compiled by Mr Kim Morrison, Exploration Manager of Lion Energy Limited. Mr Morrison holds a B.Sc. (Hons) in Geology and Geophysics from the University of Sydney and has over 30 years' experience in exploration, appraisal and development of oil and gas resources - including evaluating petroleum reserves and resources. Mr Morrison has reviewed the results, procedures and data contained in this report. Mr Morrison consents to the release of this report and to the inclusion of the matters based on the information in the form and context in which it appears. Mr Morrison is a member of AAPG and PESA.

Governance and Audit Information

The governance arrangements for the reporting of hydrocarbon Reserves and Resources are based on the following procedure: Periodic assessment of proposed changes and additions to the Company's Reserves and Resource database, based on technical work conducted by Lion Energy staff and advisors with contributions from asset operators, peer review and external experts where appropriate.

For the Seram (Non-Bula) PSC the Oseil field reserves and Oseil field and Lofin contingent resources are largely based on the Miller and Lents Report effective 31 December 2025. Results are reviewed by Lion Energy, overseen by the Exploration Manager who is a petroleum reserves and resources evaluator qualified in accordance with ASX Listing Rule requirements.

No public reporting of any reserves or resources estimate is permitted without approval of the Chief Executive Officer. All public reporting of the reserves or resources estimates is in accordance with the requirements set out in Chapter 5 of the ASX Listing Rules and Lion Energy's policies. Annual reports are subject to Board approval.

The Reserves, Contingent Resources and Prospective Resources estimates provided in this report are overseen by Mr Kim Morrison (Exploration Manager). A deterministic method has been used to compile Reserve and Contingent Resource estimates and the probabilistic method has been used to compile Prospective Resource estimates.



Financial Report **2025**

For the period 1 January
to 31 December 2025



DIRECTOR'S REPORT

The directors of Lion Energy Limited A.C.N. 000 753 640 ("Parent Entity" or "Company" or "Lion") present their report including the consolidated financial report of the Company and its controlled entities ("Consolidated Entity" or "the Group") for the year ended 31 December 2025. The Company is a listed public company limited by shares, incorporated and domiciled in Australia.

DIRECTORS

The names of the directors of the Company in office at any time during or since the financial period and up to the date of this financial report are as follows. Directors were in office for the entire period unless otherwise stated.

Thomas Soulsby
Damien Servant
Russell Brimage
Christopher Newton
Zane Lewis

PRINCIPAL ACTIVITIES

The principal activities of the Consolidated Entity during the period were oil and gas exploration, development and production and investment in the oil and gas industry and progressing its green hydrogen strategy.

During the year, the Company undertook a strategic review of its portfolio and capital allocation framework, resulting in a focus on high-impact oil exploration within the East Seram PSC, including advancement of planning and funding arrangements for the Bula Karang-1 exploration well.

The Company also entered into an agreement to divest its interest in the Seram (Non-Bula) PSC, reducing exposure to future capital commitments associated with a mature producing asset and strengthening the balance sheet.

The Company continued to progress its green hydrogen activities in Australia, including development work associated with the Port of Brisbane project, with capital commitments moderated pending achievement of key commercial, cost and funding milestones.

There were no other significant changes in the nature of the principal activities during the financial period.

OPERATING RESULTS

The net loss for the Consolidated Entity after income tax amounted to AUD \$5,493,696 for the year ended 31 December 2025 (2024: AUD \$1,369,961).

The Company maintained a disciplined approach to capital allocation during the year, focusing expenditure on advancing the Bula Karang-1 exploration well while moderating discretionary expenditure across the broader portfolio.

DIVIDENDS

No dividends have been paid or declared during the financial year by the Company.

The directors have recommended that no dividend be paid by the Company in respect of the year ended 31 December 2025.

DIRECTOR'S REPORT

SIGNIFICANT CHANGES IN THE STATE OF AFFAIRS AND REVIEW OF OPERATIONS

The following significant changes in the state of affairs of the Consolidated Entity occurred during the financial period.

SERAM (NON-BULA) PSC

Production for the reporting period from 1 January 2025 to 31 December 2025 from the Oseil oilfield and surrounding structures was 280,149 barrels of crude oil at an average daily rate of 768 bopd (Lion share approximately 18 bopd). This compares to an average daily rate of 909 bopd (Lion share 23 bopd) for the 2024 reporting period.

The joint venture continued to focus on operating cost management, with operating costs averaging US\$31.59 per barrel in 2025 compared to US\$33.05 per barrel in 2024.

During the year, the Company entered into an agreement to divest its 2.5% participating interest in the Seram (Non-Bula) PSC for approximately US\$1.2 million, with completion expected in 2026 subject to customary conditions.

EAST SERAM PSC

The East Seram PSC remains the Company's primary focus, with activities during the year directed toward advancing the Bula Karang-1 exploration well.

During the year, the Company completed a portfolio and strategy review and selected the Bula Karang prospect as the first well to meet its drilling commitment. The prospect has a mid-case (P50) unrisks prospective resource of approximately 12 mmbbl, with significant follow-up potential in the Bula Bay area.

Funding for the well was substantially secured through a farm-out arrangement, with the Company retaining a material working interest while significantly reducing capital exposure. Planning activities progressed during the year, including well design, site selection, logistics and stakeholder engagement, with drilling targeted for 2026.

GREEN HYDROGEN

The Company continued to progress its green hydrogen strategy during the year, focused on the Port of Brisbane project.

Development activities were undertaken in a structured and commercially disciplined manner, including refinement of development assumptions, engagement with potential customers and progression of engineering and cost assessment work.

Material capital commitments have been deferred pending achievement of key commercial and funding milestones, including binding offtake agreements, EPC cost certainty and appropriate funding structures. Given the uncertainty of future funding commitments in relation to the Green Hydrogen Project, the Company has recognised a provision for impairment of \$3,271,602 to its estimated recoverable amount until a determination of funding for the Project is known.

SIGNIFICANT EVENTS SUBSEQUENT TO REPORTING DATE

On 6 January 2026, the Group executed a farm-out agreement in relation to the East Seram PSC with existing partner OPIC East Seram Corporation ("OPIC"), a 100% indirect subsidiary of Taiwan based CPC Corporation, who will fund 88% of the drilling cost for the Bula Karang exploration well – due to be drilled in 2Q 2026. In exchange, OPIL will earn an additional 15% participating interest in the East Seram PSC. Lion's net funding obligation will be 12% of the US\$5.6m well cost estimate (US \$0.7 million), and post-well, it will hold a 45% interest in the PSC.

DIRECTOR'S REPORT

No other matters or circumstances have arisen since the end of the financial period which significantly affected or may significantly affect the operations of the Consolidated Entity, the results of those operations, or the state of affairs of the Consolidated Entity in subsequent financial years.

LIKELY DEVELOPMENTS

In 2026, the Company intends to progress the drilling of the Bula Karang-1 exploration well in the East Seram PSC.

The Company will also continue to pursue oil and gas exploration activities, with a focus on high-impact opportunities, while maintaining disciplined capital management.

Green hydrogen activities may progress on a measured basis, with any further development subject to commercial viability, funding availability and ongoing strategic review.

ENVIRONMENTAL ISSUES

The Company's operations comply with all relevant environmental laws and regulations, and have not been subject to any actions by environmental regulators.

INFORMATION ON DIRECTORS AND COMPANY SECRETARY

THOMAS LEO SOULSBY

DIRECTOR (EXECUTIVE CHAIRMAN)

Qualifications and Experience:

Mr Soulsby is the CEO of Risco Energy (Risco) and has over 20 years' experience of the oil and gas and resources sector spanning investment banking, corporate business development and management/leadership roles.

A graduate of Swinburne (B.Bus Accounting) and Monash Universities (Grad Dip Arts (Asian Studies)), he initially worked as an accountant, starting his career at KPMG and Western Mining. Mr Soulsby then moved to Potter Warburg (now UBS) in Melbourne as a resources equity research analyst. He subsequently joined ANZ in Melbourne, before being posted to Jakarta and ultimately Singapore as director of corporate finance and merchant banking. As a Director at Indonesian-listed Energi Mega Persada (EMP) from 2003 to 2008, he was responsible for the acquisition of assets which added 525 MMboe to EMP's 2P reserves – a key growth driver for the company.

Mr Soulsby has been instrumental in securing backing for Risco prior to its incorporation in 2010, as well as growing the company and its capabilities in his role of Chief Executive Officer. Under Mr Soulsby's leadership, Risco has participated in and funded over US\$500m in successful transactions since 2010. He led the significant valuation creation, and subsequent monetisation, of Risco's first South East Asian oil and gas conventional and unconventional portfolio in 2013. Mr Soulsby was a key driver for strategic stakes in both Tap Oil and Lion Energy for Risco.

Directorships of other listed companies in the 3 years prior to the end of the Financial Period:	None
Interest in shares and options of the Company at the date of this report:	7,775,692 Ordinary Shares 10,000,000 Performance Rights
Directors meetings attended:	3 of 3 held during term in financial period
Appointed:	10 January 2014

DIRECTOR'S REPORT

RUSSELL ERNEST BRIMAGE DIRECTOR (NON-EXECUTIVE)

Qualifications and Experience:

Mr Brimage has in excess of 40 years' experience in the upstream oil and gas industry, in public listed Oil & Gas companies and the service industry, both onshore and offshore. In the service industry, founder and Managing Director of Oilserv Australia in 1982 – the company became a dominant service contractor providing contract field operations, testing and wire-line services, facility design and construction, drilling and work-over services. In the public company arena, demonstrated capability in capacity as CEO to secure and develop producing assets, often via industry counter-cyclical transactions, to transform companies from zero revenue to positive cash flow and profitability, with successful outcomes in Indonesia and the state and federal shallow waters of the US Gulf Coast. As CEO of an ASX listed entity, early mover in identifying shale opportunities in the US with the farm-in to approximately 60,000 acres in the Niobrara shale play in the states of Colorado and Wyoming in August 2009.

Directorships of other listed companies in the 3 years prior to the end of the Financial Period:	HyTerra Ltd: current
Special Responsibilities:	None
Interest in shares and options of the Company at the date of this report:	6,119,971 Ordinary Shares 2,000,000 Performance Rights
Directors meetings attended:	3 of 3 held during term in financial period
Director since:	2005

CHRISTOPHER BASIL NEWTON DIRECTOR (NON-EXECUTIVE)

Qualifications and Experience:

Mr Newton has had a career of more than than 40 years in oil and gas covering the spectrum of the industry – from exploration, development, production and petroleum economics to strategic planning, business development and senior leadership.

Mr Newton has spent more than 25 years in leadership and senior resource industry roles in Southeast Asia. Roles included Managing Director for Fletcher Challenge Petroleum in Brunei, President and GM for Santos in Indonesia and CEO for Indonesian listed Energy Mega Persada and Managing Director of Tap Oil Limited.

Mr Newton was an active Director of the Indonesian Petroleum Association (IPA) between 2003 and 2008, including serving as President from 2004 to 2007. Mr Newton is an oil and gas adviser to the Jakarta-based Castle Asia Group.

Mr Newton holds a Bachelor in Geology from Durham University, England and holds a Graduate Diploma in Applied Finance and Investment from the Securities Institute of Australia (SIA).

Directorships of other listed companies in the 3 years prior to the end of the Financial Period:	CanAsia Energy: current
Interest in shares and options of the Company at the date of this report:	2,329,007 Ordinary Shares 2,000,000 Performance Rights
Directors meetings attended:	3 of 3 held during term in financial period
Appointed:	10 January 2014

DIRECTOR'S REPORT

DAMIEN SERVANT

DIRECTOR (EXECUTIVE)

Qualifications and Experience:

Mr Servant has more than a decade of experience in investment banking in South-East Asia, with expertise in regional oil and gas asset debt funding.

Mr Servant's extensive regional investment banking experience is also informed by a background in engineering.

Starting his investment banking career with BNP Paribas, Mr Servant then joined Merrill Lynch as a director of Debt Capital Markets Division in Singapore. He went on to become a Director of Standard Merchant Bank's Debt Products Group before joining Risco Energy in 2013.

Mr Servant holds an engineering degree from École Nationale Supérieure des Télécommunications and a Master of Finance from University Paris Dauphine.

Directorships of other listed companies in the 3 years prior to the end of the Financial Period:	None
Interest in shares and options of the Company at the date of this report:	3,492,740 Ordinary Shares 7,000,000 Performance Rights
Directors meetings attended:	3 of 3 held during term in financial period
Appointed:	13 February 2019

ZANE LEWIS

DIRECTOR (NON-EXECUTIVE)

Qualifications and Experience:

Mr Lewis is a principal and joint founder of corporate advisory firm SmallCap Corporate which specialises in corporate advice and compliance administration to ASX listed companies.

Zane provides the Board with a wealth of knowledge obtained from his diverse financial and corporate experience in previous appointments.

Mr Lewis holds a Bachelor of Economics from the University of Western Australia and is a Fellow of the Governance Institute of Australia.

Directorships of other listed companies in the 3 years prior to the end of the Financial Period:	Odessa Minerals Limited: current Kairos Minerals Limited: current 8I Holdings Limited: current Vital Metals Limited; ceased to be a director on 22 September 2025 Winchester Energy Limited; ceased to be a director on 31 May 2024 Kingsland Global Limited: ceased to be a director on 31 August 2023 8VI Holdings Limited: ceased to be a director on 14 February 2025
Interest in shares and options of the Company at the date of this report:	4,577,900 Ordinary Shares 2,000,000 Performance Rights
Directors meetings attended:	3 of 3 held during term in financial period
Appointed:	13 February 2019

DIRECTOR'S REPORT

ROWAN HARLAND
COMPANY SECRETARY

Qualifications and Experience:

Mr Harland is a corporate advisory executive at SmallCap Corporate, a Perth based corporate advisory firm. Mr Harland is responsible for a range of services including Company Secretarial services for listed and unlisted entities.

Mr Harland holds a Master of Finance degree as well as a Bachelor of Commerce from Curtin University.

Appointed: 31 July 2023

DIRECTORS MEETINGS

During the year ended 31 December 2025, 3 meetings of directors were held. Previously and to date, due to the size of the company, there have been no board committees formed.

REMUNERATION REPORT (AUDITED)

The Directors present the remuneration report for the Company and the Consolidated Entity for the year ended 31 December 2025. This remuneration report forms part of the Directors' Report and has been audited in accordance with section 300A of the *Corporations Act 2001* and details the remuneration arrangements for the key management personnel.

Key management personnel are those persons who, directly or indirectly, have authority and responsibility for planning, directing and controlling the major activities of the Consolidated Entity including all directors of the Company.

Remuneration is based on fees approved by the Board of Directors.

Remuneration is set at levels to reflect market conditions and encourage the continued services of directors and executives. There is no direct relationship between remuneration and the performance of the Company.

The table below sets out information about the Consolidated Entity's earnings and share price for the past five years up to and including the current financial year.

	31/12/25	31/12/24	31/12/23	31/12/22	31/12/21
	12 months	12 months	12 months	12 months	12 months
Loss after tax expenses	5,493,696	1,369,961	2,117,235	3,915,630	2,437,550
Loss per share – cents	1.22	0.31	0.50	0.92	0.90
Share price – cents	1.10	1.90	1.65	3.30	6.60

The names and positions of key management personnel of the Company and of the Consolidated Entity who have held office during the financial period are:

Thomas Soulsby	Executive Chairman
Damien Servant	Executive Director
Russell Brimage	Non-Executive Director
Christopher Newton	Non-Executive Director
Zane Lewis	Non-Executive Director

DIRECTOR'S REPORT

SERVICE AGREEMENTS

Remuneration and other terms of employment for the Executive Directors are formalised in a service agreement. For Non-Executive Directors these terms are set out in a Letter of Appointment. The major provisions of the agreements relating to remuneration per year are set out below.

Name	Base Salary/ Director Fees	Incentives through shares	Term of Agreement	Notice Period***
Thomas Soulsby*	US\$240,012	-	No fixed term	1 month
Russell Brimage	US\$43,200	-	No fixed term	N/A
Damien Servant**	US\$206,780	-	No fixed term	1 month
Christopher Newton	US\$43,200	-	No fixed term	N/A
Zane Lewis	US\$43,200	-	No fixed term	N/A

* Of Mr Thomas Soulsby's total fees of \$240,012 USD, a portion of the fees are paid out of the East Seram Joint Operation, which is jointly funded by the Consolidated Entity and the Joint Venture Partner. The total fees attributable to the Consolidated Entity for the current year is \$202,220 USD.

** Of Mr Damien Servant's total fees of \$206,780 USD, \$71,250 USD of fees are paid out of the East Seram Joint Operation, which is jointly funded by the Consolidated Entity and the Joint Venture Partner. The total fees attributable to the Consolidated Entity per year is \$204,361 USD.

DIRECTOR'S REPORT

DETAILS OF REMUNERATION

	Compensation 12 months to 31 December 2025							
	Short Term Benefits ¹ \$	Cash bonus \$	Post employment benefits (super-annuation) \$	Share based payments \$	Termination benefits \$	Total ² \$	Equity related %	Performance related %
COMPENSATION OF DIRECTORS BASED ON FEES APPROVED BY THE BOARD OF DIRECTORS.								
Thomas Soulsby ³	280,432	92,303	-	41,133	-	413,868	9.94	22.30
Damien Servant ³	292,172	79,522	-	28,792	-	400,486	7.19	19.86
Russell Brimage	66,996	-	-	8,227	-	75,223	10.94	
Christopher Newton	66,445	-	-	8,227	-	74,672	11.02	
Zane Lewis	66,996	-	-	8,227	-	75,223	10.94	
TOTAL COMPENSATION – FOR KEY MANAGEMENT PERSONNEL	773,041	171,825	-	94,606	-	1,039,472		

	Compensation 12 months to 31 December 2024							
	Short Term Benefits ¹ \$ AUD	Cash bonus \$ AUD	Post employment benefits (super-annuation) \$ AUD	Share based payments \$ AUD	Termination benefits \$ AUD	Total ² \$ AUD	Equity related %	Performance related %
COMPENSATION OF DIRECTORS BASED ON FEES APPROVED BY THE BOARD OF DIRECTORS.								
Thomas Soulsby ³	277,843	-	-	40,108	-	317,951	12.61	-
Damien Servant ³	270,215	-	-	25,456	-	295,671	8.61	-
Russell Brimage	64,983	-	-	7,585	-	72,568	10.45	-
Christopher Newton	67,139	-	-	7,585	-	74,724	10.15	-
Zane Lewis	65,479	-	-	7,585	-	73,064	10.38	-
TOTAL COMPENSATION – FOR KEY MANAGEMENT PERSONNEL	745,659	-	-	88,319	-	833,978		

Notes:

- Short-term benefits represent salaries and/or fees paid to directors both in their capacity as employees and/or as consultants to the Company.
- The Company also reimburses validly incurred business expenses of directors. These are not included in the table above.
- During the year, Mr Thomas Soulsby and Mr Damien Servant were paid consulting fees from the East Seram Joint Operation of \$121,779 USD (2024: \$141,750 USD) and \$61,221 USD (2024: \$71,250 USD) respectively. The fees attributable to Lion Energy Limited for Mr Soulsby and Mr Servant was \$73,068 USD (2024: \$85,050 USD) and \$36,732 USD (2024: \$42,750 USD) respectively, which has been included in their reported compensation.

DIRECTOR'S REPORT

SHARES HELD BY KEY MANAGEMENT PERSONNEL

	1 January 2025 or Appointment	Number of Ordinary Shares		31 December 2025 or Resignation
		Issued as Compensation	Net Change Other	
Thomas Soulsby	7,775,692	-	-	7,775,692
Damien Servant	3,492,740	-	-	3,492,740
Russell Brimage	6,119,971	-	-	6,119,971
Christopher Newton	2,329,007	-	-	2,329,007
Zane Lewis	4,577,900	-	-	4,577,900
	24,295,310	-	-	24,295,310

These net changes during the year relate to on-market purchases of ordinary shares.

OPTIONS HELD BY KEY MANAGEMENT PERSONNEL

	1 January 2025 or Appointment	Number of Options		31 December 2025 or Resignation
		Issued as Compensation	Net Change Other	
Thomas Soulsby	-	-	-	-
Damien Servant	-	-	-	-
Russell Brimage	-	-	-	-
Christopher Newton	-	-	-	-
Zane Lewis	-	-	-	-
	-	-	-	-

These net changes during the year relate to the expiry of options.

PERFORMANCE RIGHTS HELD BY KEY MANAGEMENT PERSONNEL

	1 January 2025 or Appointment	Number of Performance Rights		31 December 2025 or Resignation
		Issued as Compensation	Net Change Other	
Thomas Soulsby	10,000,000	-	-	10,000,000
Damien Servant	7,000,000	-	-	7,000,000
Russell Brimage	2,000,000	-	-	2,000,000
Christopher Newton	2,000,000	-	-	2,000,000
Zane Lewis	2,000,000	-	-	2,000,000
	23,000,000	-	-	23,000,000

OTHER INFORMATION

There were no loans made to any Key Management Personnel during the period or outstanding at period end.

A total amount of USD \$15,000 has been overpaid to Mr Tom Soulsby and Mr Damien Servant as at 31 December 2025. These overpaid amounts will be deducted from future remuneration payments.

A company associated with Mr Zane Lewis provides company secretarial and accounting services to Lion Energy Limited. The total fees charged to the Group relating to these services was \$166,560 (2024: \$143,000).

DIRECTOR'S REPORT

Apart from the above, there were no other transactions with key management personnel. Apart from the above, there were no further transactions with Key Management Personnel during the period.

During the period the Company did not engage remuneration consultants to review its remuneration policies.

At the last AGM, the shareholders voted to adopt the remuneration report for the year ended 31 December 2025. The company did not receive any specific feedback at the AGM regarding its remuneration policies.

End of Remuneration Report (Audited)

MATERIAL BUSINESS RISK

The proposed future activities of the Consolidated Entity are subject to a number of risks and other factors which may impact its future performance. Some of these risks can be mitigated by the use of safeguards and appropriate controls. However, many of the risks are outside the control of the directors and management of the Company and cannot be mitigated. An investment in the Company is not risk free and should be considered speculative.

This section provides a non-exhaustive list of the risks faced by the Consolidated Entity or by investors in the Company. The risks should be considered in connection with forward looking statements in this Annual Report. Actual events may be materially different to those described and may therefore affect the Consolidated Entity in a different way.

Investors should be aware that the performance of the Consolidated Entity may be affected by these risk factors and the value of its Shares may rise or fall over any given period. None of the directors or any person associated with the Consolidated Entity guarantee the Consolidated Entity's performance.

Business risks

Mitigating actions

Oil & Gas Exploration and Development

- Geological, exploration and development: The exploration and development of oil & gas is a high risk, high-cost exercise with no certainty of confirming economic viability of projects.
- Oil & gas resources is a speculative undertaking that may be impeded by circumstances and factors beyond the control of the Company. Success in this process involves, among other things; discovery and proving-up an economically recoverable resource or reserve, access to adequate capital throughout the project development phases, securing and maintaining title to projects, obtaining required development consents and approvals and accessing the necessary experienced operational staff, the financial management, skilled contractors, consultants and employees.

Commercialisation

- The Company's ability to successfully develop and commercialise its Green Hydrogen Projects may be affected by numerous factors including but not limited to macro-economic conditions, obtaining required approvals, delays in commissioning or ramp up, the plant not performing in
- The Company engages a highly experienced project team in its goal to be Australia's first mover in supplying green hydrogen to the heavy mobility sector.
- If the Company is unable to mitigate these factors, the result could be the delay in the development Green Hydrogen Project, which

DIRECTOR'S REPORT

Business risks

accordance with expectations and cost overruns.

Human Resources and Occupational Health and Safety

- Oil and gas exploration and development involves a variety of risks which may impact the health and safety of the Company's personnel.

Finance

- The need to fund exploration and evaluation and Hydrogen development activities.
- Future funding risk: Continued exploration, evaluation and development is dependent on the Company being able to secure future funding. The successful development of a project will dependent on the capacity to raise funds from equity and debt markets.

Regulatory Approvals and Social Licence to Operate

- The Company's exploration activities and major projects depend on regulatory approvals (e.g. tenure, environmental licences and permits, etc). There is a risk that required approvals may be delayed or declined.

Maintenance of positive relationships with stakeholders and the community is important in ensuring the Company retains its social licence to operate.

Changes in Government Regulations

- Changes in Government policies or legislation may impact royalties, tenure, land access and labour relations.

Mitigating actions

could have an adverse effect on the Company's business.

- Strong human resources and employee relations framework.
- Competitive remuneration structure focused on attracting diverse, engaged and suitably qualified employees and consultants.
- Industry standard safety management system.
- Embedded safety culture.
- Regular review safety management system.

- The Company may need to engage in equity/debt markets for continued exploration, evaluation and development. Any additional equity financing may be dilutive to Shareholders, as pricing of the Company's shares are dependent on endogenous and exogenous outcomes.

- There can be no assurance that such funding will be available on satisfactory terms or at all at the relevant time. Any inability to obtain sufficient financing for the Company's activities and future projects may result in the delay or cancellation of certain activities or projects, which would likely adversely affect the potential growth of the Company.

- The Company has engaged expert consultants to undertake required baseline environmental assessments and to prepare major approval application documents to ensure it meets regulatory requirements.

The Company considers potential environmental impacts as a key factor in it project design and evaluation and will ensure impacts are reduced to as low as reasonably practicable.

- The Board regularly assesses developments in Government legislation and policies and regularly engages with Government Departments.

DIRECTOR'S REPORT

SHARE OPTIONS ISSUED AND OUTSTANDING

As at 31 December 2025, there were Nil options on issue, 23,000,000 performance rights on issue and 1,600,000 convertible notes on issue.

SHARE OPTIONS EXERCISED

During the year there were no share options exercised.

INDEMNIFICATION OF DIRECTORS AND OFFICERS

During the financial period, the Company paid premiums of AU\$28,985 (2023: AU\$36,925) in respect of a contract insuring all the directors and officers of the Company and the Consolidated Entity against legal costs incurred in defending proceedings for conduct other than (a) a wilful breach of duty and (b) a contravention of sections 182 or 183 of the *Corporations Act 2001*, as permitted by section 199B of the *Corporations Act 2001*.

Except as disclosed above, the Company and the Consolidated Entity have not, during or since the financial period, in respect of any person who is or has been an officer or director of the Company or a related body corporate:

- a) indemnified or made any relevant agreement for indemnifying against a liability, including costs and expenses in successfully defending legal proceedings; or
- b) paid or agreed to pay a premium in respect of a contract insuring against a liability for the costs or expenses to defend legal proceedings.

PROCEEDINGS ON BEHALF OF COMPANY

No person has applied for leave of Court to bring proceedings on behalf of the Company or intervene in any proceedings to which the Company is a party for the purpose of taking responsibility on behalf of the Company for all or any part of those proceedings. The Company was not a party to any such proceedings during the period.

INDEMNIFICATION OF AUDITORS

The Company has not, during or since the end of the financial year, indemnified or agreed to indemnify the auditor of the Company or any related entity against a liability incurred by the auditor. During the financial year, the Company has not paid a premium in respect of a contract to insure the auditor of the company or any related entity.

DIRECTOR'S REPORT

AUDITOR'S INDEPENDENCE DECLARATION

In accordance with the *Corporations Act 2001* section 307C the auditors of the Company have provided a signed Auditor's Independence Declaration to the directors in relation to the period ended 31 December 2025. A copy of this declaration appears at the end of this report.

NON-AUDIT SERVICES

There were no non-audit services provided to the Company by the Company's auditors.

Signed in accordance with a resolution of the directors.



Thomas Soulsby
Executive Chairman
31 March 2026
Perth, Western Australia

To the Board of Directors,

AUDITOR'S INDEPENDENCE DECLARATION UNDER SECTION 307C OF THE CORPORATIONS ACT 2001

As lead audit director for the audit of the financial statements of Lion Energy Limited and its controlled entities for the year ended 31 December 2025, I declare that to the best of my knowledge and belief, there have been no contraventions of:

- the auditor independence requirements of the *Corporations Act 2001* in relation to the audit; and
- any applicable code of professional conduct in relation to the audit.

Yours Faithfully

Hall Chadwick

HALL CHADWICK WA AUDIT PTY LTD

Mark Delaurentis

MARK DELAURENTIS CA

Director

Dated this 31st day of March 2026
Perth, Western Australia

FINANCIAL STATEMENTS

CONSOLIDATED STATEMENT OF PROFIT OR LOSS AND OTHER COMPREHENSIVE INCOME FOR THE YEAR ENDED 31 DECEMBER 2025

	Note	Consolidated Entity	
		31 December 2025 \$ AUD	31 December 2024 \$ AUD
Revenue	4	92,970	90,944
Other income		47,532	4,435
Administration expenses	4	(2,150,546)	(1,810,405)
Finance costs		(201,320)	(122,217)
Foreign exchange loss		(113,753)	(47,743)
Gain on modification of convertible note	13	218,026	-
Recognition of provision for impairment	10	(3,271,602)	-
Gain on partial disposal	29	-	609,700
LOSS BEFORE INCOME TAX EXPENSE FROM CONTINUING OPERATIONS		(5,378,693)	(1,275,286)
Income tax expense	6	-	-
LOSS AFTER RELATED INCOME TAX EXPENSE FROM CONTINUING OPERATIONS		(5,378,693)	(1,275,286)
LOSS AFTER RELATED INCOME TAX EXPENSE FROM DISCONTINUING OPERATIONS	5	(115,003)	(94,675)
LOSS FOR THE YEAR		(5,493,696)	(1,369,961)
OTHER COMPREHENSIVE INCOME			
<i>Items that may be reclassified subsequently to profit or loss:</i>			
- Exchange differences on translating foreign operations		(457,290)	864,844
OTHER COMPREHENSIVE INCOME AFTER INCOME TAX		(457,290)	864,844
TOTAL COMPREHENSIVE LOSS FOR THE PERIOD		(5,950,986)	(505,117)
LOSS PER SHARE			
BASIC AND DILUTED LOSS PER SHARE (CENTS PER SHARE) FROM CONTINUING OPERATIONS	7	(1.19)	(0.29)
BASIC AND DILUTED LOSS PER SHARE (CENTS PER SHARE) FROM DISCONTINUING OPERATIONS	7	(0.03)	(0.02)

The above Consolidated Statement of Profit of Loss and Other Comprehensive Income should be read in conjunction with the accompanying notes

FINANCIAL STATEMENTS

CONSOLIDATED STATEMENT OF FINANCIAL POSITION AS AT 31 DECEMBER 2025

	Note	Consolidated Entity 31 December 2025 \$ AUD	31 December 2024 \$ AUD
CURRENT ASSETS			
Cash and cash equivalents	19	1,752,080	3,158,779
Trade and other receivables	8	932,690	1,731,399
Inventories	9	-	15,178
Assets classified as held for sale	5	499,794	-
TOTAL CURRENT ASSETS		3,184,564	4,905,356
NON-CURRENT ASSETS			
Trade and other receivables	8	90,254	294,772
Plant and equipment	10	400,000	3,313,040
Capitalised exploration and evaluation expenditure	11	3,931,774	4,038,150
Right of use asset	14	562,279	627,103
TOTAL NON-CURRENT ASSETS		4,984,307	8,723,065
TOTAL ASSETS		8,168,871	13,178,421
CURRENT LIABILITIES			
Trade and other payables	12	190,406	361,190
Deposit liability	5	928,662	-
Borrowings	13	1,392,073	1,409,078
Lease liability	14	80,585	82,143
Liabilities classified as held for sale	5	466,498	-
TOTAL CURRENT LIABILITIES		3,058,224	1,852,411
NON-CURRENT LIABILITIES			
Provision for restoration	15	-	335,236
Lease liability	14	535,187	558,934
TOTAL NON-CURRENT LIABILITIES		535,187	894,170
TOTAL LIABILITIES		3,593,411	2,746,581
NET ASSETS		4,575,460	10,431,840
EQUITY			
Issued capital	16	96,201,852	80,913,659
Reserves	17	4,482,615	6,109,459
Accumulated losses		(96,109,007)	(76,591,278)
TOTAL EQUITY		4,575,460	10,431,840

The above Consolidated Statement of Financial Position should be read in conjunction with the accompanying notes

FINANCIAL STATEMENTS

CONSOLIDATED STATEMENT OF CASH FLOWS FOR THE YEAR ENDED 31 DECEMBER 2025

		Consolidated Entity	
	Note	31 December 2025 \$ AUD	31 December 2024 \$ AUD
CASH FLOWS FROM OPERATING ACTIVITIES			
Receipts from customers		494,537	1,193,943
Payments to suppliers and employees		(1,766,953)	(3,224,221)
Interest received		2,032	4,731
NET CASH USED IN OPERATING ACTIVITIES	19	(1,270,384)	(2,025,547)
CASH FLOWS FROM INVESTING ACTIVITIES			
Purchase of property, plant and equipment		(475,272)	(2,610,489)
Proceeds from partial disposal of JV		-	3,361,300
Exploration and evaluation expenditure		(515,932)	(117,482)
Expenditure on oil and gas properties		-	(65,409)
Receipt of deposit for sale of Seram Non-Bula interest		928,662	-
Joint venture payments for Seram Non-Bula		(465,470)	-
Receipts from Hydrogen Joint Venture Partners		437,285	-
NET CASH FROM / (USED IN) INVESTING ACTIVITIES		(90,727)	567,920
CASH FLOWS FROM FINANCING ACTIVITIES			
Repayment of borrowings		(178,147)	-
Proceeds from convertible notes		-	1,612,616
NET CASH FROM FINANCING ACTIVITIES		(178,147)	1,612,616
NET INCREASE / (DECREASE) IN CASH AND CASH EQUIVALENTS			
Net foreign exchange differences		132,559	(10,168)
Cash and cash equivalents at beginning of period		3,158,779	3,013,958
CASH AND CASH EQUIVALENTS AT END OF PERIOD	19	1,752,080	3,158,779

The above Consolidated Statement of Cash Flows should be read in conjunction with the accompanying notes

FINANCIAL STATEMENTS

CONSOLIDATED STATEMENT OF CHANGES IN EQUITY FOR THE YEAR ENDED 31 DECEMBER 2025

	Issued Capital \$ AUD	Currency Translation Reserve \$ AUD	Share Based Payment Reserve \$ AUD	Convertible note reserve \$ AUD	Accumulated Losses \$ AUD	Total Equity \$ AUD
AT 1 JANUARY 2024	80,609,859	4,919,946	-	-	(75,221,317)	10,308,488
Loss for the year	-	-	-	-	(1,369,961)	(1,369,961)
Other comprehensive income	-	864,844	-	-	-	864,844
TOTAL COMPREHENSIVE LOSS FOR THE YEAR	-	864,844	-	-	(1,369,961)	(505,117)
<u>Transactions with owners in their capacity as owners:</u>						
Securities issued	303,800	-	-	-	-	303,800
Issue of convertible notes	-	-	-	312,746	-	312,746
Share based payments vesting	-	-	11,923	-	-	11,923
AT 31 DECEMBER 2024	80,913,659	5,784,790	11,923	312,746	(76,591,278)	10,431,840
At 31 December 2024	80,913,659	5,784,790	11,923	312,746	(76,591,278)	10,431,840
Effect of functional currency change	15,288,193	(1,364,983)	79,616	21,207	(14,024,033)	-
At 1 January 2025	96,201,852	4,419,807	91,539	333,953	(90,615,311)	10,431,840
Loss for the year	-	-	-	-	(5,493,696)	(5,493,696)
Other comprehensive income	-	(457,290)	-	-	-	(457,290)
TOTAL COMPREHENSIVE LOSS FOR THE YEAR	-	(457,290)	-	-	(5,493,696)	(5,950,986)
<u>Transactions with owners in their capacity as owners:</u>						
Share based payments vesting	-	-	94,606	-	-	94,606
AT 31 DECEMBER 2025	96,201,852	3,962,517	186,145	333,953	(96,109,007)	4,575,460

The above Consolidated Statement of Changes in Equity should be read in conjunction with the accompanying notes

NOTES TO THE FINANCIAL STATEMENTS

NOTES TO THE FINANCIAL STATEMENTS FOR THE YEAR ENDED 31 DECEMBER 2025

NOTE 1. CORPORATE INFORMATION AND MATERIAL ACCOUNTING POLICIES

Corporate Information

The consolidated financial statements of Lion Energy Limited (“Parent Entity” or “Company”) and its controlled entities (collectively as “Consolidated Entity” or “the Group”) for the year ended 31 December 2025 were authorised for issue in accordance with a resolution of the directors. The Parent Entity is a company limited by shares incorporated in Australia whose shares are publicly traded on the Australian Stock Exchange.

The Group is principally engaged in oil & gas exploration, development and production and investment in the oil & gas industry, and has also started the development of a green hydrogen production and dispensing facility. Further information on nature of the operations and principal activities of the Group is provided in the directors’ report. Information on the Group’s structure and other related party relationships are provided in notes 24 and 25.

The Group’s registered office is in Suite 1, 295 Rokeby Road, Subiaco, WA 6008 Australia.

Basis of Preparation of Accounts

The financial report is a general-purpose financial report which has been prepared in accordance with Australian Accounting Standards (AASBs) and the *Corporations Act 2001*. The consolidated financial report of the Group also complies with the International Financial Reporting Standards (“IFRS”) and interpretations adopted by the International Accounting Standards Board. The company is a For-Profit entity for the purpose of preparing these financial statements.

The financial report has been prepared on an accruals basis and is based on a historical cost basis. The presentation currency used in this financial report is United States Dollars.

This financial report is issued in accordance with a resolution of the directors of the Company on the same date as the Directors’ Declaration above.

Since 1 January 2025, the Consolidated Entity has adopted all Accounting Standards and Interpretations effective from 1 January 2025. Other than the changes described below, the accounting policies adopted are consistent with those of the previous financial year. The Consolidated Entity has not early adopted any other standard, interpretation or amendment that has been issued but is not yet effective.

New and Revised Standards that are effective for these Financial Statements

The Group has adopted all new and revised Standards that are effective for these financial statements. The adoption of the new or amended standards and interpretations did not result in any significant changes to the Group’s accounting policies.

Standards issued but not yet effective and not early adopted by the Group

The new and amended standards and interpretations that are issued, but not yet effective have not been early adopted by the Group. The Group intends to adopt new and amended standards and interpretations, if applicable, when they become effective.

Change of functional and presentation currency

The Company advises that the functional currency of Lion Energy Limited has changed to Australian Dollars (AUD) from US Dollars (USD), effective 1 January 2025. Consistent with this change, the presentational currency of the Group has also changed to AUD. This change means that the financial information in the Group’s Consolidated financial statements, has been presented in AUD.

With recent developments in relation to the Group’s green hydrogen project and because capital raisings are typically denominated in AUD, management have determined that AUD is the most significant component of the Group’s currency mix.

Comparative information for prior periods has been retranslated in AUD and is set out in these Consolidated financial statements as at, and for the year ended 31 December 2025.

NOTES TO THE FINANCIAL STATEMENTS

NOTES TO THE FINANCIAL STATEMENTS FOR THE YEAR ENDED 31 DECEMBER 2025

The change in functional currency was determined based on a change in circumstances and has been accounted for prospectively from the date of the change. The change in presentational currency of the Company and the Group is a voluntary change that has been accounted for retrospectively.

The comparative financial information included in these Consolidated financial statements, previously reported in USD, has been retranslated to AUD using the procedures outlined below:

1. Consolidated statement of profit or loss and other comprehensive income and Consolidated statement of cash flows have been retranslated into AUD using average foreign currency rates prevailing for the relevant period.
2. Assets and liabilities in the Consolidated statement of financial position have been retranslated into AUD at the closing foreign currency rates on the relevant balance sheet reporting dates.
3. The equity section of the Consolidated statement of financial position, including foreign currency translation reserve, retained earnings, share capital and the other reserves have been retranslated into AUD using historical rates at the various transaction dates the underlying balances were recorded. As of 1 January 2025, the Company changed its functional currency from USD to AUD, and consequently all equity balances have been retranslated at the 31 December 2024 closing rate.
4. Earnings per share have also been retranslated to AUD to reflect the change in reporting currency, using average foreign currency rates prevailing for the relevant period.
5. Cumulative effects from retranslation have been recognized in the currency translation reserve, alongside the effects from changing the functional currency of the Company and other subsidiary entities in the Group.

Accounting policies

- a) Functional and presentation currency of Lion Energy Limited

An entity's functional currency is the currency of the primary economic environment in which the entity operates. Both the functional and presentation currency of the Company is Australian Dollars.

- b) Basis of consolidation

The consolidated financial statements comprise the financial statements of the Company and its controlled subsidiaries as at 31 December 2025. Control is achieved when the Group is exposed, or has rights, to variable returns from its involvement with the investee and has the ability to affect those returns through its power over the investee.

Specifically, the Group controls an investee if, and only if, the Group has:

- Power over the investee (i.e., existing rights that give it the current ability to direct the relevant activities of the investee)
- Exposure, or rights, to variable returns from its involvement with the investee
- The ability to use its power over the investee to affect its returns

Generally, there is a presumption that a majority of voting rights results in control. To support this presumption and when the Group has less than a majority of the voting or similar rights of an investee, the Group considers all relevant facts and circumstances in assessing whether it has power over an investee, including:

- The contractual arrangement(s) with the other vote holders of the investee
- Rights arising from other contractual arrangements
- The Group's voting rights and potential voting rights

The Group re-assesses whether or not it controls an investee if facts and circumstances indicate that there are changes to one or more of the three elements of control. Consolidation of a subsidiary begins when the Group obtains control over the subsidiary and ceases when the Group loses control of the subsidiary. Assets, liabilities, income and expenses of a subsidiary acquired or disposed of during the year are included in the consolidated financial statements from the date the Group gains control until the date the Group ceases to control the subsidiary.

NOTES TO THE FINANCIAL STATEMENTS

NOTES TO THE FINANCIAL STATEMENTS FOR THE YEAR ENDED 31 DECEMBER 2025

Profit or loss and each component of OCI are attributed to the equity holders of the parent of the Group and to the non-controlling interests, even if this results in the non-controlling interests having a deficit balance. When necessary, adjustments are made to the financial statements of subsidiaries to bring their accounting policies into line with the Group's accounting policies. All intra-group assets and liabilities, equity, income, expenses and cash flows relating to transactions between members of the Group are eliminated in full on consolidation.

A change in the ownership interest of a subsidiary, without a loss of control, is accounted for as an equity transaction.

If the Group loses control over a subsidiary, it derecognises the related assets (including goodwill), liabilities, non-controlling interest and other components of equity, while any resultant gain or loss is recognised in profit or loss. Any investment retained is recognised at fair value.

c) Foreign currency translation

The presentation currency of the Company and its subsidiaries is Australian Dollars. The functional currency of the Company and its subsidiaries is Australian Dollars or United States Dollars. Transactions in foreign currencies are initially recorded in the functional currency at the exchange rates ruling at the date of the transaction. Monetary assets and liabilities denominated in foreign currencies are retranslated at the rate of exchange ruling at the reporting date. All differences in the consolidated financial report are taken to the statement of profit or loss. Non-monetary items that are measured in terms of historical cost in a foreign currency are translated using the exchange rate as at the date of the initial transaction.

d) Taxes

Current income tax assets and liabilities are measured at the amount expected to be recovered from or paid to the taxation authorities. The tax rates and tax laws used to compute the amount are those that are enacted or substantively enacted at the reporting date in the countries where the Group operates and generates taxable income.

Current income tax relating to items recognised directly in equity is recognised in equity and not in the statement of profit or loss. Management periodically evaluates positions taken in the tax returns with respect to situations in which applicable tax regulations are subject to interpretation and establishes provisions where appropriate.

Deferred income tax is recognised using the full liability balance sheet approach. Deferred income tax liabilities are recognised for all taxable temporary differences:

- except where the deferred income tax liability arises from the initial recognition of an asset or liability in a transaction that is not a business combination and, at the time of the transaction, affects neither the accounting profit nor taxable profit or loss; and
- in respect of taxable temporary differences associated with investments in subsidiaries, associates and interests in joint ventures, except where the timing of the reversal of the temporary differences can be controlled and it is probable that the temporary differences will not reverse in the foreseeable future.

Deferred income tax assets are recognised for all deductible temporary differences, carry-forward of unused tax assets and unused tax losses, to the extent that it is probable that taxable profit will be available against which the deductible temporary differences, and the carry-forward of unused tax assets and unused tax losses can be utilised:

- except where the deferred income tax asset relating to the deductible temporary difference arises from the initial recognition of an asset or liability in a transaction that is not a business combination and, at the time of the transaction, affects neither the accounting profit nor taxable profit or loss; and
- in respect of deductible temporary differences associated with investments in subsidiaries, associates and interests in joint ventures, deferred tax assets are only recognised to the extent that it is probable that the temporary differences will reverse in the foreseeable future and taxable profit will be available against which the temporary differences can be utilised.

NOTES TO THE FINANCIAL STATEMENTS

NOTES TO THE FINANCIAL STATEMENTS FOR THE YEAR ENDED 31 DECEMBER 2025

The carrying amount of deferred income tax assets is reviewed at each reporting date and reduced to the extent that it is no longer probable that sufficient taxable profit will be available to allow all or part of the deferred income tax asset to be utilised. Deferred income tax assets and liabilities are measured at the tax rates that are expected to apply to the year when the asset is realised or the liability is settled, based on tax rates (and tax laws) that have been enacted or substantively enacted at the reporting date. Income taxes relating to items recognised directly in equity are recognised in equity and not in the statement of profit or loss.

e) Employee Benefits

Provision is made for employee benefits accumulated as a result of employees and directors rendering services up to the reporting date. These benefits include wages, salaries, and director fees. Employee benefits, expenses and revenues arising in respect of wages, salaries, and director fees are charged against profits on a gross basis.

f) Cash and cash equivalents

Cash and short-term deposits in the statement of financial position comprise cash at bank and in hand and short-term deposits with original maturity of three months or less. For the purpose of the statement of cash flows, cash includes cash on hand and at call deposits with banks or financial institutions, net of bank overdrafts and investments in money market instruments with original maturity date of three months or less.

g) Revenue

Revenue from contracts with customers

Revenue from oil sales from contracts with customers is recognised at a point in time when the control of the product is transferred to the customer, which is typically upon completion of the lifting (i.e. loading of the oil onto the tanker) by the customer, at an amount that reflects the consideration to which the Consolidated Entity expects to be entitled in exchange for those products.

Interest revenue

Interest revenue is recognised on a proportional basis using the effective interest rates method.

h) Goods and Services Tax (GST)

Revenues, expenses and assets are recognised net of the amount of GST except: where the GST incurred on a purchase of goods and services is not recoverable from the taxation authority, in which case the GST is recognised as part of the cost of acquisition of the asset or as part of the expense item as applicable; and receivables and payables are stated with the amount of GST included. The net amount of GST recoverable from, or payable to, the taxation authority is included as part of receivables or payables in the statement of financial position. Commitments and contingencies are disclosed net of the amount of GST recoverable from, or payable to, the taxation authority. Cash flows are included in the statement of cash flows on a gross basis and the GST component of cash flows arising from the investing and financing activities, which is recoverable from, or payable to, the taxation authority are classified as operating cash flows.

i) Impairment of non-current assets other than receivables

The Group assesses at each reporting date whether there is an indication that a non-current asset may be impaired. If any such indication exists, or when annual impairment testing for an asset is required, the Group makes an estimate of the asset's recoverable amount. An asset's recoverable amount is the higher of its fair value less costs to sell and its value in use and is determined for an individual asset, unless the asset does not generate cash inflows that are largely independent of those from other assets or groups of assets and the asset's value in use cannot be estimated to be close to its fair value. In such cases the asset is tested for impairment as part of the cash generating unit to which it belongs. When the carrying amount of an asset or cash-generating unit exceeds its recoverable amount, the asset or cash-generating unit is considered impaired and is written down to its recoverable amount. In assessing value in use, the estimated future cash flows are discounted to their present value using a pre-tax discount rate that reflects current market assessments of the time value of money and the risks specific to the asset.

Impairment losses relating to continuing operations are recognised in those expense categories consistent with the function of the impaired asset unless the asset is carried at revalued amount (in which case the impairment loss is treated as a revaluation decrease).

NOTES TO THE FINANCIAL STATEMENTS

NOTES TO THE FINANCIAL STATEMENTS FOR THE YEAR ENDED 31 DECEMBER 2025

An assessment is also made at each reporting date as to whether there is any indication that previously recognised impairment losses may no longer exist or may have decreased. If such indication exists, the recoverable amount is estimated. A previously recognised impairment loss is reversed only if there has been a change in the estimates used to determine the asset's recoverable amount since the last impairment loss was recognised. If that is the case the carrying amount of the asset is increased to its recoverable amount. That increased amount cannot exceed the carrying amount that would have been determined, net of depreciation, had no impairment loss been recognised for the asset in prior years. Such reversal is recognised in profit or loss unless the asset is carried at revalued amount, in which case the reversal is treated as a revaluation increase. After such a reversal the depreciation charge is adjusted in future periods to allocate the asset's revised carrying amount, less any residual value, on a systematic basis over its remaining useful life.

j) Leases

The Group as lessee

At inception of a contract, the Group assesses if the contract contains or is a lease. If there is a lease present, a right-of-use asset and a corresponding lease liability are recognised by the Group where the Group is a lessee. However, all contracts that are classified as short-term leases (i.e. a lease with a remaining lease term of 12 months or less) and leases of low-value assets are recognised as an operating expenses on a straight-line basis over the term of the lease.

Initially the lease liability is measured at the present value of the lease payments still to be paid at the commencement date. The lease payments are discounted at the interest rate implicit in the lease. If this rate cannot be readily determined, the Group uses the incremental borrowing rate.

Lease payments included in the measurement of the lease liability are as follows:

- fixed lease payments less any lease incentives;
- variable lease payments that depend on an index or rate, initially measured using the index or rate at the commencement date;
- the amount expected to be payable by the lessee under residual value guarantees;
- the exercise price of purchase options, if the lessee is reasonably certain to exercise the options;
- lease payments under extension options, if the lessee is reasonably certain to exercise the options; and
- payments of penalties for terminating the lease, if the lease term reflects the exercise of an option to terminate the lease.

The right-of-use assets comprise the initial measurement of the corresponding lease liability, any lease payments made at or before the commencement date and any initial direct costs. The subsequent measurement of the right-of-use assets is at cost less accumulated depreciation and impairment losses.

Right-of-use assets are depreciated over the lease term or useful life of the underlying asset, whichever is the shortest.

Where a lease transfers ownership of the underlying asset or the cost of the right-of-use asset reflects that the Group anticipates to exercise a purchase option, the specific asset is depreciated over the useful life of the underlying asset.

Where a lease transfers ownership of the underlying asset or the cost of the right-of-use asset reflects that the Group anticipates to exercise a purchase option, the specific asset is depreciated over the useful life of the underlying asset.

k) Issued capital

Issued and paid up capital is recognised at the fair value of the consideration received by the company. Any transaction costs arising on the issue of ordinary shares are recognised directly in equity as a reduction of the share proceeds received.

NOTES TO THE FINANCIAL STATEMENTS

NOTES TO THE FINANCIAL STATEMENTS FOR THE YEAR ENDED 31 DECEMBER 2025

l) Property, Plant and Equipment

Plant and equipment is stated at cost, net of accumulated depreciation and accumulated impairment losses, if any. Such cost includes the cost of replacing part of the plant and equipment and borrowing costs for long-term construction projects if the recognition criteria are met. When significant parts of plant and equipment are required to be replaced at intervals, the Group depreciates them separately based on their specific useful lives. Likewise, when a major inspection is performed, its cost is recognised in the carrying amount of the plant and equipment as a replacement if the recognition criteria are satisfied. All other repair and maintenance costs are recognised in profit or loss as incurred:

Plant and equipment – over 2 to 15 years

An item of property, plant and equipment is derecognised upon disposal or when no further future economic benefits are expected from its use or disposal. Any gain or loss arising on derecognition of the asset (calculated as the difference between the net disposal proceeds and the carrying amount of the asset) is included in profit or loss in the year the asset is derecognised.

m) Oil & Gas Properties

Oil & Gas Properties are stated at cost less accumulated depreciation, depletion and amortisation and impairment. Cost includes expenditure that is directly attributable to the development of the oil and gas properties.

Depreciation, depletion and amortisation is calculated based on a unit of production basis over recoverable reserves. Recoverable reserves are subject to review annually. The recoverable reserves are estimates calculated from available production and reservoir data and are subject to change. A significant change in estimate could give rise to a material adjustment to the carrying amounts of assets and liabilities in the next annual reporting period.

n) Trade and other receivables

Trade receivable (without a significant financing component) are initially recognised at their transaction price and all other receivables are initially measured at fair value. Receivables are measured at amortised cost if it meets both of the following conditions and is not designated as at fair value through profit or loss:

- it is held within a business model with the objective to hold assets to collect contractual cash flows; and
- its contractual terms give rise on specified dates to cash flows that are solely payments of principal and interest on the principal amount outstanding.

For the purposes of the assessment whether contractual cash flows are solely payments of principal and interest, 'principal' is defined as the fair value of the financial asset on initial recognition. 'Interest' is defined as consideration for the time value of money and for the credit risk associated with the principal amount outstanding during a particular period of time and for other basic lending risks and costs (e.g. liquidity risk and administrative costs), as well as a profit margin.

In assessing whether the contractual cash flows are solely payments of principal and interest, the Group considers the contractual terms of the instrument. This includes assessing whether the financial asset contains a contractual term that could change the timing or amount of contractual cash flows such that it would not meet this condition. In making this assessment, the Group considers:

- contingent events that would change the amount or timing of cash flows;
- terms that may adjust the contractual coupon rate, including variable rate features;
- prepayment and extension features; and
- terms that limit the Group's claim to cash flows from specified assets (e.g. non recourse features).

The Group recognises an allowance for expected credit losses ("ECLs") for all receivables not held at fair value through profit or loss. ECLs are based on the difference between the contractual cash flows due in accordance with the contract and all the cash flows that the Group expects to receive, discounted at an approximation of the original effective interest rate ("EIR").

NOTES TO THE FINANCIAL STATEMENTS

NOTES TO THE FINANCIAL STATEMENTS FOR THE YEAR ENDED 31 DECEMBER 2025

ECLs are recognised in two stages. For credit exposures for which there has not been a significant increase in credit risk since initial recognition, ECLs are provided for credit losses that result from default events that are possible within the next 12-months (a 12-month ECL). For those credit exposures for which there has been a significant increase in credit risk since initial recognition, a loss allowance is required for credit losses expected over the remaining life of the exposure, irrespective of the timing of the default (a lifetime ECL).

For trade receivables and other receivables due in less than 12 months, the Group applies the simplified approach in calculating ECLs, as permitted by IFRS 9. Therefore, the Group does not track changes in credit risk, but instead, recognises a loss allowance based on the financial asset's lifetime ECL at each reporting date. The Group has established a provision matrix that is based on its historical credit loss experience, adjusted for forward-looking factors specific to the debtors and the economic environment. For any other financial assets carried at amortised cost (which are due in more than 12 months), the ECL is based on the 12-month ECL. The 12-month ECL is the proportion of lifetime ECLs that results from default events on a financial instrument that are possible within 12 months after the reporting date. However, when there has been a significant increase in credit risk since origination, the allowance will be based on the lifetime ECL. When determining whether the credit risk of a financial asset has increased significantly since initial recognition and when estimating ECLs, the Group considers reasonable and supportable information that is relevant and available without undue cost or effort. This includes both quantitative and qualitative information and analysis, based on the Group's historical experience and informed credit assessment including forward-looking information.

The Group considers a financial asset in default when contractual payments are 90 days past due. However, in certain cases, the Group may also consider a financial asset to be in default when internal or external information indicates that the Group is unlikely to receive the outstanding contractual amounts in full before taking into account any credit enhancements held by the Group. A financial asset is written off when there is no reasonable expectation of recovering the contractual cash flows and usually occurs when past due for more than one year and not subject to enforcement activity.

o) Trade and other payables

Trade payables and other payables are recognised initially at fair value.

Subsequent measurement is at amortised cost and is done using the EIR method. Gains and losses are recognised in profit or loss when the liabilities are derecognised as well as through the EIR amortisation process.

p) Inventories

Inventories are valued at the lower of cost and net realisable value.

Costs incurred in bringing each product to its present location and condition are accounted for, as follows:

- Crude oil inventories: cost of direct materials, direct labour, transportation costs, and variable and fixed overhead costs relating to production activities.
- Raw materials: purchase cost on a first-in/first-out basis

Net realisable value is the estimated selling price in the ordinary course of business, less estimated costs of completion and the estimated costs necessary to make the sale.

q) Borrowing costs

Borrowing costs directly attributable to the acquisition, construction or production of a qualifying asset (i.e. an asset that necessarily takes a substantial period of time to get ready for its intended use or sale) are capitalised as part of the cost of that asset. All other borrowing costs are expensed in the period they occur. Borrowing costs consist of interest and other costs that an entity incurs in connection with the borrowing of funds.

r) Exploration, Evaluation and Development Expenditure

Exploration, evaluation and development expenditure incurred is accumulated in respect of each identifiable area of interest. These costs are only carried forward to the extent that they are expected to be recouped through the successful development of the area; or where activities in the area have not yet reached a stage that permits reasonable assessment of the existence of economically recoverable reserves.

NOTES TO THE FINANCIAL STATEMENTS

NOTES TO THE FINANCIAL STATEMENTS FOR THE YEAR ENDED 31 DECEMBER 2025

Accumulated costs in relation to an abandoned area are written off in full against profit in the year in which the decision to abandon the area is made. When production commences, the accumulated costs for the relevant area of interest are moved to oil and gas properties, and are then amortised over the life of the area according to the rate of depletion of the economically recoverable reserves. A regular review is undertaken of each area of interest to determine the appropriateness of continuing to carry forward costs in relation to that area of interest.

On farm-out transactions during the exploration and evaluation phase of the asset, the Group does not record any expenditure made by the farmee on its account. It also does not recognise any gain or loss on its exploration and evaluation farm-out arrangements, but redesignates any costs previously capitalised in relation to the whole interest as relating to the partial interest retained. Any cash consideration received directly from the farmee is credited against costs previously capitalised in relation to the whole interest with any excess accounted for by the farmor as a gain on disposal.

Farm-outs and carried interest— in the exploration and evaluation phase

For carried interests Lion recognises the expenditure when they are providing the carry to the other parties. Where the Group are being carried Lion does not recognise any expenditure paid or to be paid for on their behalf.

s) Provision for site restoration

A provision is made for the obligation to restore operating locations. The provision is first recognised in the period in which the obligation arises. The nature of restoration activities includes the removal of facilities, abandonment of wells and restoration of affected areas.

Restoration provisions are updated annually, with the corresponding movement recognised against the related oil and gas properties.

Over time, the liability is increased for the change in the present value based on a pre-tax discount rate appropriate to the risks inherent in the liability. The unwinding of the discount is recorded as an accretion charge within finance costs. The carrying amount capitalised in oil and gas properties is depreciated over the useful life of the related asset.

Costs incurred that relate to an existing condition caused by past operations and do not have a future economic benefit are expensed.

t) Share-based payment transactions

The Group provides benefits to employees (including directors) of the Group in the form of share-based payment transactions, whereby employees render services in exchange for shares, options or performance rights over shares ('equity-settled transactions'). There is currently an Employee Share Option Plan (ESOP) in place to provide these benefits, which provides benefits to directors and executives.

The cost of these equity-settled transactions with employees is measured by reference to the fair value at the date at which they are granted. The fair value is determined by using a Black Scholes model for options and a Monte Carlo simulation model for performance rights.

In valuing equity-settled transactions, no account is taken of any performance conditions, other than conditions linked to the price of the shares of the Company ('market conditions'). The cost of equity-settled transactions is recognised, together with a corresponding increase in equity, over the period in which the performance conditions are fulfilled, ending on the date on which the relevant employees become fully entitled to the award ('vesting date'). The cumulative expense recognised for equity-settled transactions at each reporting date until vesting date reflects (i) the extent to which the vesting period has expired and (ii) the number of awards that, in the opinion of the directors of the Group, will ultimately vest. This opinion is formed based on the best available information at reporting date. No adjustment is made for the likelihood of market performance conditions being met as the effect of these conditions is included in the determination of fair value at grant date. No expense is recognised for awards that do not ultimately vest, except for awards where vesting is conditional upon a market condition.

Where the terms of an equity-settled award are modified, as a minimum an expense is recognised as if the terms had not been modified. In addition, an expense is recognised for any increase in the value of the transaction as a result of the modification, as measured at the date of modification. Where an equity-settled award is cancelled, it is treated as if it had vested on the date of cancellation, and any expense not yet recognised for the award is

NOTES TO THE FINANCIAL STATEMENTS

NOTES TO THE FINANCIAL STATEMENTS FOR THE YEAR ENDED 31 DECEMBER 2025

recognised immediately. However, if a new award is substituted for the cancelled award, and designated as a replacement award on the date that it is granted, the cancelled and new award are treated as if they were a modification of the original award, as described in the previous paragraph. The dilutive effect, if any, of outstanding options is reflected as additional share dilution in the computation of earnings per share.

u) Earnings per share

Basic earnings per share is calculated as net profit attributable to members of the parent, adjusted to exclude any costs of servicing equity (other than dividends) and preference share dividends, divided by the weighted average number of ordinary shares, adjusted for any bonus element. Diluted earnings per share is calculated as net profit attributable to members of the parent, adjusted for: costs of servicing equity (other than dividends) and preference share dividends; the after tax effect of dividends and interest associated with dilutive potential ordinary shares that have been recognised as expenses; and other non-discretionary changes in revenues or expenses during the period that would result from the dilution of potential ordinary shares; divided by the weighted average number of ordinary shares and dilutive potential ordinary shares, adjusted for any bonus element.

v) Interests in Joint Arrangements

Joint ventures represent the contractual sharing of control between parties in a business venture where unanimous decisions about relevant activities are required.

Joint operations represent arrangements whereby joint operators maintain direct interests in each asset and exposure to each liability of the arrangement. The Group's interests in the assets, liabilities, revenue and expenses of the joint operations are included in the respective line items of the financial statements. Information about the joint arrangements is set out in Note 25.

All of the Group's current joint arrangements are treated as joint operations.

w) Business Combinations

The Group applies the acquisition method in accounting for business combinations. The consideration transferred by the Group to obtain control of a subsidiary is calculated as the sum of the acquisition-date fair values of assets transferred, liabilities incurred and the equity interests issued by the Group, which includes the fair value of any asset or liability arising from a contingent consideration arrangement. Acquisition costs are expensed as incurred.

The Group recognises identifiable assets acquired and liabilities assumed in a business combination regardless of whether they have been previously recognised in the acquiree's financial statements prior to the acquisition. Assets acquired and liabilities assumed are generally measured at their acquisition-date fair values.

Goodwill is stated after separate recognition of identifiable intangible assets. It is calculated as the excess of the sum of (a) fair value of consideration transferred, (b) the recognised amount of any non-controlling interest in the acquiree, and (c) acquisition-date fair value of any existing equity interest in the acquiree, over the acquisition-date fair values of identifiable net assets. If the fair values of identifiable net assets exceed the sum calculated above, the excess amount (i.e. gain on a bargain purchase) is recognised in profit or loss immediately.

x) Convertible Notes

The component of the convertible notes that exhibits characteristics of a liability is recognised as a liability in the statement of financial position, net of transaction costs.

On the issue of the convertible notes the fair value of the liability component is determined using a market rate for an equivalent non-convertible bond and this amount is carried as a non-current liability on the amortised cost basis until extinguished on conversion or redemption. The increase in the liability due to the passage of time is recognised as a finance cost. The remainder of the proceeds are allocated to the conversion option that is recognised and included in shareholders equity as a convertible note reserve, net of transaction costs. The carrying amount of the conversion option is not remeasured in the subsequent years. The corresponding interest on convertible notes is expensed to profit or loss.

y) Assets/liabilities held for sale and Discontinued operations

Assets/liabilities held for sale

NOTES TO THE FINANCIAL STATEMENTS

NOTES TO THE FINANCIAL STATEMENTS FOR THE YEAR ENDED 31 DECEMBER 2025

Non-current assets and disposal groups are classified as held for sale when their carrying amount will be recovered principally through a sale transaction rather than through continuing use. Classification occurs when the asset or disposal group is available for immediate sale in its present condition and the sale is highly probable.

For a sale to be considered highly probable, management must be committed to a plan to sell the asset or disposal group, an active programme to locate a buyer must have been initiated, and the sale is expected to be completed within 12 months from the date of classification.

Non-current assets and disposal groups classified as held for sale are measured at the lower of their carrying amount and fair value less costs to sell. Any impairment loss arising on classification is recognised in profit or loss.

Once classified as held for sale:

- the assets are not depreciated or amortised, and
- they are presented separately in the statement of financial position as assets held for sale.

Where a disposal group includes liabilities that will be transferred in the sale transaction, these are presented separately as liabilities directly associated with assets held for sale.

Discontinued operations

A discontinued operation is a component of the Group that has been disposed of or is classified as held for sale and:

- represents a separate major line of business or geographical area of operations,
- is part of a single coordinated plan to dispose of a separate major line of business or geographical area, or
- is a subsidiary acquired exclusively with a view to resale.

The results of discontinued operations are presented separately in the statement of profit or loss as a single amount comprising the post-tax profit or loss of the discontinued operation and the post-tax gain or loss recognised on measurement to fair value less costs to sell or disposal.

Comparative information in the statement of profit or loss is restated to present the results of the discontinued operation separately from continuing operations.

z) Significant accounting judgements, estimates and assumptions

Significant accounting judgements

In the process of applying the Group's accounting policies, management has made the following judgements, apart from those involving estimations, which have the most significant effect on the amounts recognised in the financial statements:

Exploration and evaluation assets

The Group's accounting policy for exploration and evaluation expenditure is set out above. The application of this policy necessarily requires management to make certain estimates and assumptions as to future events and circumstances, in particular the assessment of whether economic quantities of reserves are found. Any such estimates and assumptions may change as new information becomes available. If, after having capitalised expenditure under our policy, the Group concludes that it is unlikely to recover the expenditure by future exploitation or sale, then the relevant capitalised amount will be written off to the statement of profit or loss and other comprehensive income.

Taxation

Balances disclosed in the financial statements and the notes thereto, related to taxation, are based on the best judgments of directors. These judgments take into account both the financial performance and position of the Company as they pertain to current income taxation legislation, and the directors understanding thereof. No

NOTES TO THE FINANCIAL STATEMENTS

NOTES TO THE FINANCIAL STATEMENTS FOR THE YEAR ENDED 31 DECEMBER 2025

adjustment has been made for pending or future taxation legislation. The current income tax position represents that directors' best judgment, pending an assessment by the Australian Taxation Office.

Joint arrangements

Judgement is required to determine when the Group has joint control, which requires an assessment of the relevant activities and when the decisions in relation to those activities require unanimous consent. The Group has determined that the relevant activities for its joint arrangements relate to the operating and capital decisions of the arrangement, such as: the approval the capital expenditure programme for each year, and appointing, remunerating and terminating the key management personnel of, or service providers to, the joint arrangement. The considerations made in determining joint control are similar to those necessary to determine control over subsidiaries.

Judgement is also required to classify a joint arrangement as either a joint operation or joint venture. Classifying the arrangement requires the Group to assess their rights and obligations arising from the arrangement. Specifically, it considers:

- The structure of the joint arrangement – whether it is structured through a separate vehicle
- When the arrangement is structured through a separate vehicle, the Group also considers the rights and obligations arising from:
 - The legal form of the separate vehicle
 - The terms of the contractual arrangement
 - Other facts and circumstances (when relevant)

This assessment often requires significant judgement, and a different conclusion on joint control and also whether the arrangement is a joint operation or a joint venture, may materially impact the accounting.

Significant accounting estimates and assumptions

The carrying amounts of certain assets and liabilities are often determined based on estimates and assumptions of future events. The key estimates and assumptions that have a significant risk of causing a material adjustment to the carrying amounts of certain assets and liabilities within the next annual reporting period are:

Key Estimates – Impairment of oil & gas properties

In determining the recoverable amount of assets, in the absence of quoted market prices, estimations are made regarding the present value of future cash flows. For oil and gas assets, expected future cash flow estimation is based on reserves, future production profiles, commodity prices and costs. These estimates and assumptions are subject to risk and uncertainty. Therefore, there is a possibility that changes in circumstances will impact these projections, which may impact the recoverable amount of the oil & gas assets.

Key Estimates – Reserves estimates

Estimates of recoverable quantities of proven and probable reserves include assumptions regarding commodity prices, exchange rates, discount rates and production and transportation costs for future cash flows. It also requires interpretation of geological and geophysical models in order to make an assessment of the size, shape, depth and quality of reservoirs and their anticipated recoveries. The economic, geological and technical factors used to estimate reserves may change from period to period. Changes in reported reserves can impact asset carrying values, the provision for restoration and the recognition of deferred tax assets, due to changes in expected future cash flows. Reserves are integral to the amount of depreciation, depletion and amortisation charged to the income statement and the calculation of inventory.

Key Estimates - Deferred taxes

Deferred tax assets are recognised for unused tax losses to the extent that it is probable that taxable profit will be available against which the losses can be utilised. An estimation is required to determine the amount of deferred tax assets that can be recognised, based upon the likely timing and the level of future taxable profits, together with future tax planning strategies.

Key Estimates - Equity settled transactions

NOTES TO THE FINANCIAL STATEMENTS

NOTES TO THE FINANCIAL STATEMENTS FOR THE YEAR ENDED 31 DECEMBER 2025

The Group measures the cost of equity-settled transactions by reference to the fair value of the equity instruments at the date at which they are granted. The fair value of ordinary shares is determined with reference to the Company's share price on the ASX. The Group measures the fair value of options at the grant date using a Black Scholes formula taking into account the terms and conditions upon which the instruments were granted.

NOTE 2. GOING CONCERN BASIS

The financial statements have been prepared on a going concern basis, which contemplates the continuity of normal business activity, realisation of assets and the settlement of liabilities in the normal course of business. The Consolidated Entity incurred a net loss before income tax of \$5,493,696 (2024: \$1,369,961) and expended a net operating cash outflow of \$1,270,384 (2024: \$2,025,547) for the year to 31 December 2025.

The Consolidated Entity is currently in a positive net current asset position of \$126,340 (2024: \$3,052,945).

Management has prepared a cash flow forecast for a period of 12 months beyond the sign off date of this financial report and the forecast indicates that it may need to secure additional funding within this period. The financial statements have been prepared on the basis that the entity is a going concern, which contemplates the continuity of normal business activity, realisation of assets and settlement of liabilities in the normal course of business for the following reasons:

- The Group has a proven history of successfully raising capital;
- The Directors expect the sale of its interest in the Seram Non-Bula PSC (refer Note 5) will received government approval and will be completed in the near term;
- The Directors believe that there is sufficient cash available for the Group to continue operating until it can raise sufficient further capital to fund its ongoing activities; and
- Cash spending can be reduced or slowed below its current rate if required.

Based on the cash flow forecasts and other factors referred to above, the directors are satisfied that the going concern basis of preparation is appropriate. In particular, given the Company's history of raising capital to date, the directors are satisfied of the Company's ability to raise additional funds as and when they are required.

Should the Company be unable to raise sufficient funds, there is material uncertainty whether it would continue as a going concern and therefore whether it would realise its assets and extinguish its liabilities other than in the normal course of business and at amounts different to those stated in the financial statements. The financial statements do not include any adjustments relating to the recoverability and classification of recorded asset amounts or to the amounts or classification of liabilities that might result should the Company be unable to continue as a going concern and meet its debts as and when they fall due.

NOTE 3. GLOSSARY

The following abbreviations are used throughout this report:

the Company or Parent Entity	Lion Energy Limited
Consolidated Entity or the Group	Lion Energy Limited and its controlled entities

NOTES TO THE FINANCIAL STATEMENTS

NOTES TO THE FINANCIAL STATEMENTS FOR THE YEAR ENDED 31 DECEMBER 2025

	Consolidated Entity	
	31 December 2025 \$ AUD	31 December 2024 \$ AUD
NOTE 4. REVENUE AND EXPENSES		
REVENUE		
Management fees	92,970	90,944
	<u>92,970</u>	<u>90,944</u>
EXPENSES		
Administration and employee benefit expenses:		
Consultants	157,688	157,495
Legal expenses	49,043	78,713
Professional fees	308,014	324,155
Rental costs	6,000	5,508
Travel	107,682	124,789
Wages, salaries and directors fee	1,207,723	783,684
Share based payment expense	94,606	89,896
Other administration expenses	219,790	246,165
	<u>2,150,546</u>	<u>1,810,405</u>
NOTE 5. DISCONTINUED OPERATIONS		
<u>Seram (Non-Bula) PSC</u>		
<p>On 4 September 2025, the Group announced that it had entered into an agreement to dispose of its minority interest (2.5% to Lion Energy Limited) in Seram (Non-Bula) PSC to Vista Energy Pte Ltd for US \$1,212,125 subject to working capital and other customary adjustments. As at the date of this report, a deposit of US \$600,000 (AUD \$928,662) has been received which has been recognised as a deposit liability as at 31 December 2025 until completion has occurred. Completion of the divestment is expected to take place as soon as government approval has been received.</p>		
		31 December 2025 \$ AUD
Assets classified as held for sale		
Carrying value of Seram Non-Bula assets		499,794
Total Assets classified as held for sale		<u>499,794</u>
Liabilities classified as held for sale		
Carrying value of Seram Non-Bula liabilities		466,498
Total Liabilities classified as held for sale		<u>466,498</u>
	31 December 2025 \$ AUD	31 December 2024 \$ AUD
<u>Loss for the year from discontinued operations</u>		
Sales	-	791,796
Cost of sales	-	(564,214)
Gross Profit	-	227,582
Other expenses	(115,003)	(322,258)
Loss for discontinued operations	<u>(115,003)</u>	<u>(94,676)</u>
<u>Cash flows attributable to discontinued operations</u>		
Cash flow from operating activities	(106,803)	69,113
Cash flow from investing	-	-
Net cash flows from discontinued operations	<u>(106,803)</u>	<u>69,113</u>

NOTES TO THE FINANCIAL STATEMENTS

NOTES TO THE FINANCIAL STATEMENTS FOR THE YEAR ENDED 31 DECEMBER 2025

Consolidated Entity
31 December 31 December
2025 2024
\$ AUD \$ AUD

NOTE 6. INCOME TAX

A reconciliation between the tax expense and the product of accounting loss before income tax multiplied by the Group's applicable income tax rate is as follows:

LOSS FROM CONTINUING OPERATIONS	(5,378,693)	(1,275,286)
Prima facie income tax benefit on operating loss calculated at 25% (2024:25%)	(1,344,673)	(318,822)
Non-deductible expenses	1,066,349	214,163
Amortisation of convertible note transaction costs	-	-
Difference of effective foreign income tax rates	-	(4,139)
Income tax benefit not brought to account	278,324	108,798
Prior year under provision	-	-
INCOME TAX EXPENSE FROM CONTINUING OPERATIONS	-	-

Deferred tax balances as at 31 December 2025 were not recognised in the statement of financial position. These relate to the deferred tax assets from the following accounts:

Unrecognised deferred tax asset – temporary differences	813,333	18,996
Unrecognised deferred tax asset – equity	-	3,882
Unrecognised deferred tax asset – revenue losses	6,887,922	6,257,180
Unrecognised deferred tax asset – capital losses	601,591	546,491
DEFERRED TAX ASSET NOT BROUGHT TO ACCOUNT	8,302,846	6,826,549

The Group's unused tax losses that arose from revenue primarily relates to those incurred by the parent company based in Australia of AUD \$28,186,328 (2024: AUD \$27,551,687) that are available indefinitely for offsetting against future taxable profits of the parent, subject to the parent entity meeting the required tax loss recoupment rules at that time.

The Group has unused capital losses of AUD \$2,406,364 (2024: AUD \$2,406,364 that arose mainly from the loan related transaction in the prior years and are available for offsetting against future taxable capital gains of the parent company, subject to the parent entity meeting the required tax loss recoupment rules at that time.

NOTE 7. LOSS PER SHARE

Both basic and diluted EPS have been calculated using the following variables:

Loss from continuing operations used in the calculation of basic/diluted EPS	(5,378,693)	(1,275,286)
Loss from discontinuing operations used in the calculation of basic/diluted EPS	(115,003)	(94,675)
Weighted average number of ordinary shares outstanding during the period used in the calculation of basic/diluted earnings per share	452,176,733	438,139,834
Basic and diluted loss per share from continuing operations (cents per share)	(1.19)	(0.29)
Basic and diluted loss per share from discontinuing operations (cents per share)	(0.03)	(0.02)

NOTES TO THE FINANCIAL STATEMENTS

NOTES TO THE FINANCIAL STATEMENTS FOR THE YEAR ENDED 31 DECEMBER 2025

	Consolidated Entity	
	2025 \$ AUD	2024 \$ AUD
NOTE 8. TRADE AND OTHER RECEIVABLES		
Current		
Trade debtors	133,531	450,103
Deposits – Equipment	750,344	827,056
Receivable from joint venture partners – H2	48,815	454,240
	<u>932,690</u>	<u>1,731,399</u>
Non-Current		
Performance bonds collateral	-	197,728
Deposit with SKK Migas	90,254	97,044
	<u>90,254</u>	<u>294,772</u>

Performance bonds collateral:

Lion has lodged collateral to support its exploration commitments in the production commitments in the Seram (Non-Bula) PSC of \$122,250. Lion expects the collateral will be refunded in 2026, upon completion of the minimum work obligations. This amount has been transferred to assets classified as held for sale – refer Note 5.

Deposit with SKK Migas:

Under the East Seram PSC, Lion provided a US \$100,000 deposit to SKK Migas for administrative and technical purposes.

As a result of the farmout of East Seram PSC dated 25 September 2019, Lion received US \$40,000 from the Farm-in partner for its share of the deposit.

Receivable from joint venture partners – H2:

On 26 August 2024 Lion H2 Energy Joint Development, owned by Lion H2 Energy Pty Limited, divested 50% of the operations of Lion H2 Energy Joint Development (also known as Green Hydrogen project). The joint development agreement stipulates proportionate contributions between all parties. As at 31 December 2025, there is a total of \$48,815 owed to the Group from JV parties to align proportionate contributions between all parties pursuant to the joint development agreement.

All of the Group's trade and other receivables have been reviewed for indicators of impairment. No receivables were found to be past due or impaired.

NOTE 9. INVENTORIES

Oil in Storage	-	15,178
TOTAL	<u>-</u>	<u>15,178</u>

Inventories have been transferred to assets classified as held for sale as described in Note 5.

NOTES TO THE FINANCIAL STATEMENTS

NOTES TO THE FINANCIAL STATEMENTS FOR THE YEAR ENDED 31 DECEMBER 2025

Consolidated Entity
2025 2024
\$ AUD \$ AUD

NOTE 10. PROPERTY, PLANT & EQUIPMENT

Assets under construction	3,671,602	3,311,725
Provision for impairment	(3,271,602)	-
Total asset under construction	400,000	3,311,725
Plant & equipment	-	1,315
TOTAL PROPERTY, PLANT & EQUIPMENT	400,000	3,313,040

MOVEMENTS IN THE CARRYING AMOUNT OF ASSETS UNDER CONSTRUCTION

At the beginning of the year	3,313,040	2,992,328
Capitalised during the period	358,562	2,843,661
Provision for impairment ¹	(3,271,602)	-
Partial Derecognition of joint arrangement (refer note 29)	-	(2,524,264)
At the end of the year	400,000	3,311,725

¹ As at 31 December 2025 and as at the date of this report, the Company's Green Hydrogen project awaits material capital commitments that have been deferred pending achievement of key commercial and funding milestones, including binding offtake agreements, EPC cost certainty and appropriate funding structures. Given the uncertainty of future funding commitments in relation to the Green Hydrogen Project, the Company has recognised a provision for impairment of \$3,271,602 to its estimated recoverable amount until a determination of funding for the Project is known.

The recoverable amount of the Green Hydrogen Project has been determined based on fair value less costs of disposal, reflecting the estimated amount that could be realised from the sale of the assets in their current condition.

NOTE 11. CAPITALISED EXPLORATION AND EVALUATION EXPENDITURE

Capitalised exploration and evaluation expenditure	3,931,774	4,038,150
TOTAL	3,931,774	4,038,150

MOVEMENTS IN THE CARRYING AMOUNT OF CAPITALISED EXPLORATION AND EVALUATION EXPENDITURE

At the beginning of the financial period	4,038,150	3,543,934
Expenditure during the period	173,018	117,482
Impact of foreign exchange	(279,394)	376,734
AT THE END OF THE FINANCIAL PERIOD	3,931,774	4,038,150

Capitalised exploration and evaluation expenditure above includes costs incurred in carrying out joint studies and submitting joint study applications to Indonesian authorities over the East Seram Joint Study, that was converted to a PSC in 2018, which continues to be carried forward at its full cost. This East Seram PSC has an initial term of six years and has been extended to 16 July 2028 as announced on 1 July 2024.

NOTES TO THE FINANCIAL STATEMENTS

NOTES TO THE FINANCIAL STATEMENTS FOR THE YEAR ENDED 31 DECEMBER 2025

	Consolidated Entity	
	2025	2024
	\$ AUD	\$ AUD
NOTE 12. TRADE AND OTHER PAYABLES		
Trade and other payables	190,406	361,190
TOTAL	190,406	361,190

NOTE 13. BORROWINGS

Convertible note	1,392,073	1,409,078
TOTAL	1,392,073	1,409,078

MOVEMENTS IN THE CARRYING AMOUNT OF CONVERTIBLE NOTES

	Number	\$ AUD
At the beginning of the year	1,600,000	1,409,078
Finance expense accretion	-	189,410
Derecognition of convertible note – modification	(1,600,000)	(1,598,488)
Recognition of modified convertible note	1,600,000	1,380,162
Finance expense accretion	-	11,911
AT THE END OF THE FINANCIAL PERIOD	1,600,000	1,392,073

In the previous financial year, the Company issued 1,600,000 convertible notes with a face value of AUD \$1,600,000 to investors (announced 28 May 2024). Each note was issued with the following terms:

- Face value of AUD \$1 per note
- Maturity date: 31 December 2025
- Security: Unsecured
- Conversion: At the option of the holders, subject to applicable laws including the ASX listing rules
- Conversion price of AUD \$0.027 per share
- Interest: Nil

On 11 December 2025, the Company announced that it had successfully extended the maturity of the Convertible Notes by a year until 31 December 2026. The maturity extension was effected through the issuance of new Notes to the current noteholders and redemption of the existing notes at face value. The new Notes were issued with the following terms:

- Face value of AUD \$1 per note
- Maturity date: 31 December 2026
- Security: Unsecured
- Conversion: At the option of the holders, subject to applicable laws including the ASX listing rules
- Conversion price of AUD \$0.015 per share
- Interest: Nil (an implied interest rate of 15% per annum was used to value the debt component)

The extension has been treated as a modification of the convertible note resulting in the recognition of a gain on modification of convertible note of \$218,026 in the current year.

NOTES TO THE FINANCIAL STATEMENTS

NOTES TO THE FINANCIAL STATEMENTS FOR THE YEAR ENDED 31 DECEMBER 2025

NOTE 14. LEASES	Consolidated Entity	
	2025	2024
	\$ AUD	\$ AUD
Right-of use asset	648,592	648,592
Accumulated depreciation	(86,313)	(21,489)
Total	562,279	627,103
Lease liability (current)	80,585	82,143
Lease liability (non-current)	535,187	558,934
TOTAL	615,772	641,077

During the previous, the Company entered into a lease agreement for office space at the Port of Brisbane to further the Lion H2 Energy Joint Development (Green Hydrogen Project), which presently the group owns 50%:

- Commencement date: 1 September 2024
- Expiry date: 1 September 2034
- Fixed Rent Increase on anniversary: 5.00%
- Monthly rent: \$13,466
- Incremental borrowing rate: 9.02%

NOTE 15. PROVISION FOR RESTORATION (NON-CURRENT)

	Consolidated Entity	
	2025	2024
	\$ AUD	\$ AUD
Provision for restoration	-	335,236
TOTAL	-	335,236

The provision for restoration has been transferred to liabilities classified as held for sale as described in Note 5.

NOTE 16. ISSUED CAPITAL

452,176,733 (2024: 452,176,733) fully paid ordinary shares 96,201,852 80,913,659

MOVEMENTS IN ISSUED CAPITAL

	Shares		\$ AUD	
	2025	2024	2025	2024
At the beginning of the period	452,176,733	436,986,759	80,913,659	80,609,859
Effect of functional currency change	-	-	15,288,193	-
At 1 January 2025	452,176,733	436,986,759	96,201,852	80,609,859
Shares issued to consultants in lieu of cash	-	15,189,974	-	303,800
AT THE END OF THE FINANCIAL PERIOD	452,176,733	452,176,733	96,201,852	80,913,659

CAPITAL MANAGEMENT

Management controls the capital of the Group comprising the liquid assets held by the Group in order to maintain an appropriate debt to equity ratio, provide the shareholders with adequate returns and ensure that the Group can fund its operations and continue as a going concern. For the purpose of the Group's capital management, capital includes issued capital and all other equity reserves. The Group includes within net debt, trade and other payables. There are no externally imposed capital requirements. Management effectively manages the Group's capital by assessing the Group's financial

NOTES TO THE FINANCIAL STATEMENTS

NOTES TO THE FINANCIAL STATEMENTS FOR THE YEAR ENDED 31 DECEMBER 2025

risks and adjusting its capital structure in response to changes in these risks and in the market. These responses include the management of debt levels, distributions to shareholders and share issues. There have been no changes in the strategy adopted by management to control the capital of the Group since the prior year.

TERMS AND CONDITIONS OF CONTRIBUTED EQUITY

Ordinary shares have the right to receive dividends as declared and, in the event of winding up the Company, to participate in the proceeds from sale of all surplus assets in proportion to the number of, and amounts paid up, of shares held. Ordinary shares entitle their holder to one vote, either in person or by proxy, at any meeting of the Company.

	Consolidated Entity	
	2025	2024
	\$ AUD	\$ AUD
NOTE 17. RESERVES		
Share based payment reserve	186,145	11,923
Convertible note reserve (note 13)	333,953	312,746
Currency translation reserve	3,962,517	5,784,790
TOTAL	4,482,615	6,109,459

MOVEMENTS IN SHARE BASED PAYMENT RESERVE

At the beginning of the financial period	11,923	-
Effect of functional currency change	79,616	-
After effect of functional currency change	91,539	-
Vesting of share based payments for the financial year	94,606	11,923
AT THE END OF THE FINANCIAL PERIOD	186,145	11,923

MOVEMENTS IN CURRENCY TRANSLATION RESERVE

At the beginning of the financial period	5,784,790	4,919,946
Effect of functional currency change	(1,364,983)	-
After effect of functional currency change	4,419,807	4,919,946
Addition/transfer	(457,290)	864,844
AT THE END OF THE FINANCIAL PERIOD	3,962,517	5,784,790

The share based payment reserve was used to record the value of options and performance rights issued to key management personnel.

The foreign currency translation reserve was used to record the exchange differences arising from the translation of functional currencies to the presentation currency of AUD.

The convertible note reserve is used to record the differences between the fair value of debt and the face value of convertible notes classified as compound financial instruments.

NOTES TO THE FINANCIAL STATEMENTS

NOTES TO THE FINANCIAL STATEMENTS FOR THE YEAR ENDED 31 DECEMBER 2025

MOVEMENTS IN THE NUMBER OF OPTIONS AND PERFORMANCE RIGHTS

	Options		Performance Rights	
	2025	2024	2025	2024
At the beginning of the period	-	75,000,000	23,000,000	15,342,500
Issuance of performance rights	-	-	-	23,000,000
Expiry of options / performance rights	-	(75,000,000)	-	(15,342,500)
AT THE END OF THE FINANCIAL PERIOD	-	-	23,000,000	23,000,000

	Company	
	2025 \$ AUD	2024 \$ AUD

NOTE 18. PARENT ENTITY

FINANCIAL INFORMATION ON THE PARENT ENTITY AS AT THE END OF THE FINANCIAL PERIOD:

CURRENT ASSETS

Cash and cash equivalents	197,227	1,192,522
Trade and other receivables	763,542	827,056

TOTAL CURRENT ASSETS

960,769	2,019,578
----------------	------------------

TOTAL ASSETS

960,769	2,019,578
----------------	------------------

CURRENT LIABILITIES

Trade and other payables	1,074,645	60,184
Convertible notes	1,392,073	1,409,079

TOTAL CURRENT LIABILITIES

2,466,718	1,469,263
------------------	------------------

TOTAL LIABILITIES

2,466,718	1,469,263
------------------	------------------

NET ASSETS

(1,505,949)	550,315
--------------------	----------------

EQUITY

Issued capital	96,201,852	96,201,852
Reserves	4,485,004	4,845,299
Accumulated losses	(102,192,805)	(100,496,836)

TOTAL EQUITY

(1,505,949)	550,315
--------------------	----------------

FINANCIAL INFORMATION ON THE PARENT ENTITY FOR THE FINANCIAL PERIOD:

Loss after related income tax expense	(1,695,969)	(552,307)
Other comprehensive income	-	-
TOTAL COMPREHENSIVE INCOME	(1,695,969)	(552,307)

There are no contingent liabilities of the Parent Entity as at the reporting date. There are no contractual commitments of the Parent Entity as at the reporting date. The Parent Entity has not entered into any guarantees in relation to the debts of its subsidiaries.

NOTES TO THE FINANCIAL STATEMENTS

NOTES TO THE FINANCIAL STATEMENTS FOR THE YEAR ENDED 31 DECEMBER 2025

	Consolidated Entity	
	2025	2024
	\$ AUD	\$ AUD
NOTE 19. CASH FLOW INFORMATION		
RECONCILIATION OF CASH FLOW FROM OPERATIONS WITH LOSS AFTER INCOME TAX		
LOSS AFTER TAX	(5,493,696)	(1,369,962)
<i>Non-cash flow items in loss</i>		
Foreign exchange	113,753	47,743
Impairment of oil & gas properties	-	61,298
Share based payments	94,606	89,896
Finance costs	201,320	122,217
Recognition of provision for impairment	3,271,602	-
Gain on modification of convertible note	(218,026)	-
Gain on partial derecognition of joint arrangement (Refer note 29)	-	(609,700)
<i>Changes in assets and liabilities</i>		
Decrease/(increase) in trade debtors	298,915	409,628
Decrease/(increase) in inventories	15,178	406,919
Increase/(decrease) in other creditors and accruals	1,030,203	(1,203,284)
Increase/(decrease) in provision	(558,934)	5,730
Increase/(decrease) in leases	(25,305)	13,968
NET CASH USED IN OPERATING ACTIVITIES	(1,270,384)	(2,025,547)
RECONCILIATION OF CASH AND CASH EQUIVALENTS		
<i>Cash and cash equivalents at the end of the financial period is shown in the accounts as:</i>		
Cash and cash equivalents	1,509,958	3,090,740
Share of joint operations cash	242,122	68,039
CASH AND CASH EQUIVALENTS AT THE END OF THE FINANCIAL PERIOD	1,752,080	3,158,779
NON-CASH FINANCING AND INVESTING ACTIVITIES		
There were no non-cash financing or investing activities that occurred during the year.		
NOTE 20. EXPENDITURE COMMITMENTS		
EXPLORATION COMMITMENTS		
The Group has exploration commitments pursuant to its Seram Non-Bula Production Sharing Contract with the Government of Indonesia. At year end these totalled \$694,100 (2024: \$694,100). The Group has provided a security bond of US\$122,250 in respect of this commitment. As described in Note 5, the Company has entered into a transaction to dispose of its interest in the Seram Non-Bula Project.		

NOTES TO THE FINANCIAL STATEMENTS

NOTES TO THE FINANCIAL STATEMENTS FOR THE YEAR ENDED 31 DECEMBER 2025

	Consolidated Entity	
	2025	2024
	\$ AUD	\$ AUD
NOTE 21. AUDITORS' REMUNERATION		
Remuneration of the auditor of the Company for:		
Auditing or reviewing the financial report – Australia	78,138	64,236
TOTAL	78,138	64,236

NOTE 22. KEY MANAGEMENT PERSONNEL

REMUNERATION OF KEY MANAGEMENT PERSONNEL

Short term employee benefits	773,041	745,659
Post-employment benefits	171,825	-
Share based payments	94,606	88,319
Termination benefits	-	-
TOTAL	1,039,472	833,978

Other Transactions:

A company associated with Mr Zane Lewis provides company secretarial and accounting services to Lion Energy Limited. The total fees charged to the Group relating to these services was \$166,500 (2024: \$143,000).

During the year, \$183,000 USD of consulting fees were paid by the East Seram Joint Operation to Mr Thomas Soulsby and Mr Damien Servant (2024: \$213,000 USD). The proportion attributable to the Group totalling \$109,800 USD (\$162,219 AUD) has been included in short term employee benefits (2024: \$127,800 USD).

Apart from the above, there were no other transactions with key management personnel.

NOTE 23. SEGMENT INFORMATION

AASB 8 *Operating Segments* requires operating segments to be identified on the basis of internal reports that are regularly reviewed by the Chief Operating Decision Maker (CODM) to make decisions about resources to be allocated to the segment and assess its performance, and for which discrete financial information is available. In the case of the Group the CODM are the board of directors, and prior to the financial year ending 31 December 2025, all information was reported to the CODM based on the consolidated results of the Group as one operating segment, as the Group's activities related only to oil & gas exploration, development and production in Indonesia.

During the year, given the progression of the Group's activities in developing its green hydrogen production and distribution capability in Australia, the CODM now reviews its green hydrogen (Australia) and oil & gas (Indonesia) segments separately.

Accordingly, for the current year the Group has two reporting segments.

Unless stated otherwise, all amounts reported to the Board, being the chief decision maker with respect to operating segments, are determined in accordance with accounting policies that are consistent to those adopted in the annual financial statements of the Group.

Unallocated items are included in Other - which includes corporate assets, liabilities, revenue (including interest) and costs.

NOTES TO THE FINANCIAL STATEMENTS

NOTES TO THE FINANCIAL STATEMENTS FOR THE YEAR ENDED 31 DECEMBER 2025

Segment Financial Performance

	12 months to 31 December 2025				
	Oil & Gas \$ AUD	Green Hydrogen \$ AUD	Total Reportable Segments \$ AUD	Other \$ AUD	Total \$ AUD
REVENUE					
External revenue	92,970	-	92,970	47,532	140,502
Inter-segment revenue	-	-	-	-	-
	92,970	-	92,970	47,532	140,502
RESULT	(404,365)	(3,338,620)	(3,742,985)	-	(3,742,985)
Unallocated corporate costs	-	-	-	(1,635,708)	(1,635,708)
LOSS BEFORE INCOME TAX FROM CONTINUING OPERATIONS	(404,365)	(3,338,620)	(3,742,985)	(1,635,708)	(5,378,693)

As at 31 December 2025

Segment Assets and Liabilities	Oil & Gas \$ AUD	Green Hydrogen \$ AUD	Total Reportable Segments \$ AUD	Other \$ AUD	Total \$ AUD
SEGMENT ASSETS	4,025,797	2,443,795	6,469,592	960,470	7,430,062
SEGMENT LIABILITIES	(22,290)	(637,904)	(660,194)	(2,466,719)	(3,126,913)

Segment Financial Performance

	12 months to 31 December 2024				
	Oil & Gas \$ AUD	Green Hydrogen \$ AUD	Total Reportable Segments \$ AUD	Other \$ AUD	Total \$ AUD
REVENUE					
External revenue	882,740	-	882,740	-	882,740
Inter-segment revenue	-	-	-	-	-
	882,740	-	882,740	-	882,740
RESULT	(508,840)	(307,257)	(816,097)	-	(816,097)
Unallocated corporate costs	-	-	-	(499,523)	(499,523)
LOSS BEFORE INCOME TAX	(508,840)	(307,257)	(816,097)	(499,523)	(1,315,620)

As at 31 December 2024

Segment Assets and Liabilities	Oil & Gas \$ AUD	Green Hydrogen \$ AUD	Total Reportable Segments \$ AUD	Other \$ AUD	Total \$ AUD
SEGMENT ASSETS	4,867,557	6,291,283	11,158,840	2,019,581	13,178,421
SEGMENT LIABILITIES	(613,323)	(664,886)	(1,278,209)	(1,468,372)	(2,746,581)

NOTES TO THE FINANCIAL STATEMENTS

NOTES TO THE FINANCIAL STATEMENTS FOR THE YEAR ENDED 31 DECEMBER 2025

NOTE 24. CONTROLLED ENTITIES

	Country of Incorporation	Principal Activity	Group Ownership Interest	
			2025 %	2024 %
<i>Entities controlled by Lion Energy Limited</i>				
Lion International Investment Limited	Cayman Islands	Oil & gas exploration and production	100%	100%
Balam Energy Pte Ltd	Singapore	Oil & gas exploration and production	100%	100%
Seram Energy Pte Ltd	Singapore	Dormant holding entity	100%	100%
Lion H2 Energy Pty Ltd	Australia	Hydrogen development	100%	100%

NOTE 25. JOINT ARRANGEMENTS

The Group has interests in the following joint operations. The consolidated financial statements reflect the Group's share of all jointly held assets, liabilities, revenues and expenses of these joint operations.

Name of the Joint Operation	Principal Place of Business	Principal Activity	Proportion of Ownership Interests Held by the Group	
			31 December 2025	31 December 2024
Seram (Non-Bula) Joint Operation ¹	Indonesia	Production, exploration and development	2.5% ¹	2.5%
East Seram Joint Operation	Indonesia	Exploration and development	60% ²	60%
Lion H2 Energy Joint Development (Green Hydrogen project) ²	Brisbane	Hydrogen development	50%	50%

There are no contingent assets or contingent liabilities arising from these joint operations, apart from as discussed in note 26.

¹ As described in Note 5, the Group has entered into a transaction to dispose of its interest in the Seram (Non-Bula) Joint Operation. Refer Note 5 for further details.

² Subsequent to year end, the Group entered into a farm-out agreement with OPIC East Seram Corporation ("OPIC"). Under the agreement, the Group is to transfer a 15% interest in the East Seram PSC, and in exchange OPIC is to fund 88% of the Bula Karang well subject to a cap of US\$5.6 million (100% basis). Cost beyond US\$5.6 million to be funded 45%-55% by the Group and OPIC.

NOTE 26. CONTINGENT LIABILITIES

As at 31 December 2025 the Group had no contingent liabilities.

NOTE 27. FINANCIAL INSTRUMENTS

FINANCIAL RISK MANAGEMENT POLICIES

The Group's financial instruments consist mainly of deposits with banks, trade and other receivables and trade and other payables, which arise directly from its operations. The Group's policy is that no trading in financial instruments shall be

NOTES TO THE FINANCIAL STATEMENTS

NOTES TO THE FINANCIAL STATEMENTS FOR THE YEAR ENDED 31 DECEMBER 2025

undertaken. The main purpose of non-derivative financial instruments is to finance Group operations. Derivatives are not used by the Group and the Group does not speculate in the trading of derivative instruments.

TREASURY RISK MANAGEMENT

The Board considers the Group's financial risk exposure and treasury management strategies in the context of the Group's operations. The Board's overall risk management strategy seeks to assist the Group in meeting its financial targets, whilst minimising potential adverse effects on financial performance.

FINANCIAL RISK EXPOSURES AND MANAGEMENT

The main risks the Group is exposed to through its financial instruments are interest rate risk, foreign currency risk, liquidity risk, credit risk and price risk. The Board reviews each of these risks on an on-going basis.

INTEREST RATE RISK

The Company has a policy of minimising its exposure to interest payable on debt. The Group has no debt that requires the payment of interest. The Group has exposure to interest rate risk through its cash balances; however, this exposure is not considered to be significant.

FOREIGN CURRENCY RISK

The Group is exposed to fluctuations in foreign currencies arising from the sale and purchase of goods and services in currencies other than the Group's functional currency. The Group is also exposed to fluctuations in foreign currencies arising from deposits with banks denominated in foreign currencies. The Group does not seek to hedge this exposure as it has costs in both AUD and USD.

The following table outlines the amounts in the statement of financial position denominated in a foreign currency:

	AMOUNTS IN USD 2025 \$	AMOUNTS IN USD 2024 \$
<i>Financial Assets</i>		
Cash assets	115,608	297,147
Receivables	1,344	825
<i>Financial Liabilities</i>		
Payables	-	(8,257)

LIQUIDITY RISK

The group manages liquidity risk by monitoring forecast cash flows and ensuring that adequate funds are available.

CREDIT RISK

The maximum exposure to credit risk, excluding the value of any collateral or other security, at reporting date to recognised financial assets, is the carrying amount, net of any provisions for impairment of those assets, as disclosed in the statement of financial position and notes to the financial statements. There are no material amounts of collateral held as security at 31 December 2025. Credit risk is managed on a group basis and reviewed by the Board. It arises from exposures to customers as well as through deposits with financial institutions. The Board monitors credit risk by actively assessing the quality and liquidity of counter parties, consequently only banks are utilised for deposits and all potential customers are assessed for credit worthiness taking into account their size, market position and financial standing. The counterparties included in trade and other receivables at 31 December 2025 are not rated, however given the amount and nature of these financial instruments, the Board is satisfied that they represent a low credit risk for the Group. There are no significant concentrations of credit risk within the Group. All trade receivables disclosed in the financial statements were fully received subsequent to the reporting date.

FINANCIAL INSTRUMENT COMPOSITION AND MATURITY ANALYSIS

The tables below reflect the undiscounted contractual settlement terms for financial liabilities. As such, the amounts may not reconcile to the statement of financial position.

NOTES TO THE FINANCIAL STATEMENTS

NOTES TO THE FINANCIAL STATEMENTS FOR THE YEAR ENDED 31 DECEMBER 2025

	Consolidated Entity	
	2025	2024
	\$ AUD	\$ AUD
TRADE AND SUNDRY PAYABLES MATURING AS FOLLOWS:		
Less than 6 months	190,406	361,190
6 months to 1 year	-	-
Later than 1 year but not later than 5 years	-	-
Over 5 years	-	-
	<u>190,406</u>	<u>361,190</u>

FAIR VALUES

Cash assets and financial assets are carried at amounts approximating fair value because of their short-term nature to maturity. Receivables and payables are carried at amounts approximating fair value. The Group does not carry any derivative financial instruments at 31 December 2025.

SENSITIVITY ANALYSIS

The Group has performed a sensitivity analysis relating to its exposure to interest rate risk and foreign currency risk at reporting date. This sensitivity analysis demonstrates the effect on the current period results and equity which could result from a change in these risks.

FOREIGN CURRENCY RISK SENSITIVITY ANALYSIS

At 31 December 2025, the effect on profit and equity as a result of changes in the exchange rate, with all other variables remaining constant would be as follows:

	Consolidated Entity	
	2025	2024
	\$ AUD	\$ AUD
INCREASE/(DECREASE) IN PROFIT DUE TO:		
Improvement in AUD to USD by 5%	9,259	17,041
Decline in AUD to USD by 5%	(9,259)	(17,041)
INCREASE/(DECREASE) IN EQUITY DUE TO:		
Improvement in AUD to USD by 5%	9,259	17,041
Decline in AUD to USD by 5%	(9,259)	(17,041)

NOTE 28. RELATED PARTY TRANSACTIONS

During the year, Lion Energy Limited charged a management fee to the East Seram joint arrangement of \$150,000 USD. The total revenue attributable to the group was \$60,000 USD (2024: \$60,000 USD).

Apart from the above, all related party transactions have been outlined in the KMP remuneration report, found in the director's report, and Note 22. Key Management Personnel.

NOTES TO THE FINANCIAL STATEMENTS

NOTES TO THE FINANCIAL STATEMENTS FOR THE YEAR ENDED 31 DECEMBER 2025

NOTE 29. PARTIAL DIVESTMENT – GREEN HYDROGEN PROJECT

On 26 August 2024, Lion Energy Limited divested 50% of its interest in the green hydrogen hub at Port of Brisbane (“Green Hydrogen project”) via a definitive joint development agreement to DGA Energy Solutions Australia Pty Ltd (“DGA”), a wholly owned subsidiary of Mitsubishi Corporation, and Samsung C&T Corporation (“Samsung C&T”), who both have a 25% interest in the Green Hydrogen Project. Consideration received from this partial divestment was AUD \$3,155,222 (approximately \$2,078,207 USD).

Lion Energy Limited recognised a gain of \$609,700 from the transaction, being the consideration received deducted by the assets and liabilities relating to the Green Hydrogen Project divested. A summary of the calculation is noted below.

	\$ AUD
Consideration received for 50% divestment of Green Hydrogen project	3,155,222
Trade receivables	(30,568)
Plant and equipment	(2,566,609)
Trade payables	51,655
Green Hydrogen Project net assets divested	<u>(2,545,522)</u>
Gain on derecognition	609,700

As a result of the joint development agreement and subject to the parties agreeing to commence construction, the Project company, Lion H2 Energy Pty Ltd, shall be owned in the following proportions: Lion Energy 50%, DGA 25%, Samsung C&T 25%. As at 31 December 2025 and the date of this report, no decision to commence construction has not been made and Lion H2 Energy Pty Ltd remains fully owned by Lion Energy Limited, with the Group’s interest in the Green Hydrogen Project recognised as a joint operation.

NOTE 30. DIVIDENDS

No dividends have been paid or proposed during the period.

NOTE 31. EVENTS SUBSEQUENT TO REPORTING DATE

On 6 January 2026, the Group executed a farm-out agreement in relation to the East Seram PSC with existing partner OPIC East Seram Corporation (“OPIC”), a 100% indirect subsidiary of Taiwan based CPC Corporation, who will fund 88% of the drilling cost for the Bula Karang exploration well – due to be drilled in 2Q 2026. In exchange, OPIL will earn an additional 15% participating interest in the East Seram PSC. Lion’s net funding obligation will be 12% of the US\$5.6m well cost estimate (US \$0.7 million), and post-well, it will hold a 45% interest in the PSC.

No other matters or circumstances have arisen since the end of the financial period which significantly affected or may significantly affect the operations of the Consolidated Entity, the results of those operations, or the state of affairs of the Consolidated Entity in subsequent financial years.

DIRECTORS' DECLARATION

CONSOLIDATED ENTITY DISCLOSURE STATEMENT AS AT 31 DECEMBER 2025

	Entity Type	Trustee, partner, or participant in joint venture	Country of Incorporation	% of share capital	Australian or foreign tax resident	Foreign jurisdiction of foreign residents
Lion Energy Limited	Body corporate	No	Australia	n/a	Australian	N/A
Lion International Investment Limited	Body corporate	Yes - participant in the Seram (Non-Bula) Joint Operation	Cayman Islands	100%	Foreign	Indonesia
Balam Energy Pte Ltd	Body corporate	Yes - participant in the East Seram Joint Operation	Singapore	100%	Foreign	Indonesia
Seram Energy Pte Ltd	Body corporate	No	Singapore	100%	Foreign	Singapore
Lion H2 Energy Pty Ltd	Body corporate	Yes - participant in the Lion H2 Green Hydrogen Joint Development Agreement	Australia	100%	Australian	N/A

DIRECTORS' DECLARATION


In accordance with a resolution of the directors of Lion Energy Limited A.C.N. 000 753 640 ("Company"), I state that:

A. In the opinion of the directors:

- 1) the financial statements and notes of the Company and its controlled entities ("Consolidated Entity") are in accordance with the *Corporations Act 2001* including:
 - a) giving a true and fair view of the consolidated entity's financial position as at 31 December 2025 and of the performance for the year ended on that date; and
 - b) complying with Australian Accounting Standards and the *Corporations Regulations 2001*;
- 2) the financial statements and notes also comply with the International Financial Reporting Standards as disclosed in Note 1; and
- 3) subject to the matter set out in Note 2, there are reasonable grounds to believe that the Company will be able to pay its debts as and when they become due and payable; and
- 4) the consolidated entity disclosure statement disclosed is true and correct.

B. this declaration has been made after receiving the declarations required to be made to the directors in accordance with section 295A of the *Corporations Act 2001* for the financial year ended 31 December 2025.

On behalf of the Board of Directors.



Thomas Soulsby
Executive Chairman
31 March 2026
Perth, Western Australia

INDEPENDENT AUDITOR'S REPORT TO THE MEMBERS OF LION ENERGY LIMITED

Report on the Audit of the Financial Report

Opinion

We have audited the financial report of Lion Energy Limited (“the Company”) and its subsidiaries (“the Consolidated Entity”), which comprises the consolidated statement of financial position as at 31 December 2025, the consolidated statement of profit or loss and other comprehensive income, the consolidated statement of changes in equity and the consolidated statement of cash flows for the year then ended, and notes to the financial statements, including material accounting policy information, the consolidated entity disclosure statement and the director’s declaration.

In our opinion:

- a. the accompanying financial report of the Consolidated Entity is in accordance with the *Corporations Act 2001*, including:
 - (i) giving a true and fair view of the Consolidated Entity’s financial position as at 31 December 2025 and of its financial performance for the year then ended; and
 - (ii) complying with Australian Accounting Standards and the Corporations Regulations 2001.

Basis for Opinion

We conducted our audit in accordance with Australian Auditing Standards. Our responsibilities under those standards are further described in the *Auditor’s Responsibilities for the Audit of the Financial Report* section of our report. We are independent of the Consolidated Entity in accordance with the auditor independence requirements of the *Corporations Act 2001* and the ethical requirements of the Accounting Professional and Ethical Standards Board’s *APES 110 Code of Ethics for Professional Accountants (including Independence Standards)* (the Code) that are relevant to our audit of the financial report in Australia. We have also fulfilled our other ethical responsibilities in accordance with the Code.

We believe that the audit evidence we have obtained is sufficient and appropriate to provide a basis for our opinion.

Material Uncertainty Related to Going Concern

We draw attention to Note 2 in the financial report which indicates that the Company incurred a net loss of \$5,493,696 during the year ended 31 December 2025. As stated in Note 2, these events or conditions, along with other matters as set forth in Note 2, indicate that a material uncertainty exists that may cast significant doubt on the Company’s ability to continue as a going concern. Our opinion is not modified in this respect of this matter.

Key Audit Matters

Key audit matters are those matters that, in our professional judgement, were of most significance in our audit of the financial report of the current period. These matters were addressed in the context of our audit of the financial report as a whole, and in forming our opinion thereon, and we do not provide a separate opinion on these matters.

Key Audit Matter	How our audit addressed the Key Audit Matter
Asset held for sale	
<p>As disclosed in Note 5 to the financial report, the Group has classified assets and liabilities relating to its interest in the Seram (Non-Bula) PSC as held for sale as at 31 December 2025. This follows the execution of a sale agreement during the year, with completion subject to customary conditions, including regulatory approval.</p> <p>The classification of assets as held for sale requires management to assess whether the disposal is highly probable and expected to be completed within twelve months.</p> <p>This area involved significant judgement by management, particularly in:</p> <ul style="list-style-type: none"> • assessing whether the criteria for classification as held for sale were met; and • determining the fair value less costs to sell of the disposal group. <p>Due to the level of judgement involved and the materiality of the balances, this was considered a key audit matter.</p>	<p>Our procedures amongst others included:</p> <ul style="list-style-type: none"> • Obtaining and reviewing the sale agreement to understand the key terms and conditions of the proposed disposal; • Assessing whether the criteria for classification as held for sale under the relevant accounting standards had been met, including evaluating management's assessment of whether the sale is highly probable and expected to complete within twelve months; • Evaluating the reasonableness of management's determination of fair value less costs to sell, including consideration of the agreed sale price and any associated costs; • Assessment of the reallocation of costs associated with discontinued operations; • Assessing the appropriateness of the classification and presentation of assets and liabilities held for sale in the financial statements; and • Assessing the adequacy of the disclosures included in Note 5 to the financial statements.
Impairment of Assets Under Construction – Green Hydrogen Project	
<p>As disclosed in Note 10, the Group recognised a provision for impairment of \$3,271,602 relating to assets under construction associated with the Green Hydrogen project. The impairment was recognised due to uncertainty surrounding future funding commitments and the timing of achieving key commercial milestones.</p>	<p>Our audit procedures included, among others:</p> <ul style="list-style-type: none"> • Obtaining and reviewing management's impairment assessment memorandum for the Green Hydrogen project. • Evaluating whether impairment indicators were appropriately identified, including

Key Audit Matter	How our audit addressed the Key Audit Matter
<p>The determination of the recoverable amount of these assets involved significant judgement by management, particularly in assessing the likelihood of securing funding, the future viability of the project, and estimating the fair value less costs of disposal.</p> <p>Given the magnitude of the impairment recognised and the level of judgement involved, this area required significant auditor attention and was therefore considered a key audit matter.</p>	<p>consideration of uncertainty around project funding and the outcome of Final Investment Decision by joint venture partners.</p> <ul style="list-style-type: none"> Assessing the appropriateness of management's use of fair value less costs of disposal as the basis for determining recoverable amount. Evaluating the reasonableness of management's estimated recoverable values for key assets, including consideration of their alternative use, resale potential, and condition. Reviewing supporting documentation, including supplier information, cost records, and correspondence to corroborate asset existence and estimated recoverable values. Considering whether management's conclusions were consistent with other audit evidence obtained during the audit. We assessed the appropriateness of the related disclosures in Note 10 to the financial statements.
Capitalised Exploration and evaluation expenditure	
<p>As at balance date the Consolidated Entity had an exploration balance of \$3,931,774.</p> <p>Exploration and evaluation is a key audit matter due to:</p> <ul style="list-style-type: none"> The significance of the balance to the Consolidated Entity's financial position. The level of judgement required in evaluating management's application of the requirements of <i>AASB 6 Exploration for and Evaluation of Mineral Resources</i> ("AASB 6"). AASB 6 is an industry specific accounting standard requiring the application of significant judgements, estimates and industry knowledge. This 	<p>Our procedures included, amongst others:</p> <ul style="list-style-type: none"> Assessing management's determination of its areas of interest for consistency with the definition in AASB 6. This involved analysing the tenements in which the consolidated entity holds an interest and the exploration programmes planned for those tenements. For each area of interest, we assessed the Consolidated Entity's rights to tenure by corroborating to government registries and evaluating agreements in place with other parties as applicable;

Key Audit Matter	How our audit addressed the Key Audit Matter
<p>includes specific requirements for expenditure to be capitalised as an asset and subsequent requirements which must be complied with for capitalised expenditure to continue to be carried as an asset.</p> <ul style="list-style-type: none"> The assessment of impairment of exploration and evaluation expenditure being inherently difficult. 	<ul style="list-style-type: none"> We tested the exploration and evaluation expenditure incurred during the year by evaluating a sample of recorded expenditure for consistency to underlying records, the capitalisation requirements of the Consolidated Entity’s accounting policy and the requirements of AASB 6; We considered the activities in each area of interest to date and assessed the planned future activities for each area of interest by evaluating budgets. We assessed each area of interest for one or more of the following circumstances that may indicate impairment of the capitalised expenditure: <ul style="list-style-type: none"> the licenses for the right to explore expiring in the near future or are not expected to be renewed; substantive expenditure for further exploration in the specific area is neither budgeted or planned decision or intent by the Consolidated Entity to discontinue activities in the specific area of interest due to lack of commercially viable quantities of resources; and data indicating that, although a development in the specific area is likely to proceed, the carrying amount of the exploration asset is unlikely to be recovered in full from successful development or sale. We assessed the appropriateness of the related disclosures in Note 11 to the financial statements.

Key Audit Matter	How our audit addressed the Key Audit Matter
Borrowings	
<p>As disclosed in Note 13 to the financial report, the Group has convertible notes on issue of \$1,392,073 which were modified during the year. This modification resulted in the recognition of a gain on modification of \$218,026.</p> <p>The accounting for convertible notes involves complex financial reporting requirements, including the separation of liability and equity components and the application of judgement in determining the appropriate accounting treatment for modifications.</p> <p>This area involved significant judgement by management, particularly in:</p> <ul style="list-style-type: none"> determining whether the modification of the convertible notes represents a modification or extinguishment of the original liability; estimating the fair value of the modified liability component using an appropriate discount rate; and calculating the resulting gain on modification. <p>Due to the complexity of the accounting and the level of judgement involved, this was considered a key audit matter.</p>	<p>Our procedures amongst others included:</p> <ul style="list-style-type: none"> Obtaining and reviewing the convertible note agreements, including the original terms and the modified terms, to understand the nature of the changes; Assessing management's accounting treatment of the modification, including whether it was appropriately treated as a modification rather than an extinguishment in accordance with relevant accounting standards; Evaluating the reasonableness of key assumptions used in determining the fair value of the modified liability component, including the discount rate applied; Recalculating the gain on modification recognised in the statement of profit or loss; and We assessed the appropriateness of the related disclosures in Note 13 to the financial statements.

Other Information

The directors are responsible for the other information. The other information comprises the information included in the Consolidated Entity's annual report for the year ended 31 December 2025, but does not include the financial report and our auditor's report thereon.

Our opinion on the financial report does not cover the other information and accordingly we do not express any form of assurance conclusion thereon, with the exception of the remuneration report and our related assurance opinion.

In connection with our audit of the financial report, our responsibility is to read the other information and, in doing so, consider whether the other information is materially inconsistent with the financial report or our knowledge obtained in the audit or otherwise appears to be materially misstated.

If, based on the work we have performed, we conclude that there is a material misstatement of this other information, we are required to report that fact. We have nothing to report in this regard.

Responsibilities of the Directors for the Financial Report

The directors of the Company are responsible for the preparation of the financial report that gives a true and fair view in accordance with Australian Accounting Standards and the *Corporations Act 2001* and for such internal control as the directors determine is necessary to enable the preparation of the financial report that gives a true and fair view and is free from material misstatement, whether due to fraud or error, and the consolidated entity disclosure statement that is true and correct and is free of misstatement, whether due to fraud or error.

In preparing the financial report, the directors are responsible for assessing the Consolidated Entity's ability to continue as a going concern, disclosing, as applicable, matters related to going concern and using the going concern basis of accounting unless the directors either intend to liquidate the Consolidated Entity or to cease operations, or has no realistic alternative but to do so.

Auditor's Responsibilities for the Audit of the Financial Report

Our objectives are to obtain reasonable assurance about whether the financial report as a whole is free from material misstatement, whether due to fraud or error, and to issue an auditor's report that includes our opinion. Reasonable assurance is a high level of assurance, but is not a guarantee that an audit conducted in accordance with the Australian Auditing Standards will always detect a material misstatement when it exists. Misstatements can arise from fraud or error and are considered material if, individually or in the aggregate, they could reasonably be expected to influence the economic decisions of users taken on the basis of this financial report.

As part of an audit in accordance with the Australian Auditing Standards, we exercise professional judgement and maintain professional scepticism throughout the audit. We also:

- Identify and assess the risks of material misstatement of the financial report, whether due to fraud or error, design and perform audit procedures responsive to those risks, and obtain audit evidence that is sufficient and appropriate to provide a basis for our opinion. The risk of not detecting a material misstatement resulting from fraud is higher than for one resulting from error, as fraud may involve collusion, forgery, intentional omissions, misrepresentations, or the override of internal control.
- Obtain an understanding of internal control relevant to the audit in order to design audit procedures that are appropriate in the circumstances, but not for the purpose of expressing an opinion on the effectiveness of the Consolidated Entity's internal control.
- Evaluate the appropriateness of accounting policies used and the reasonableness of accounting estimates and related disclosures made by the directors.
- Conclude on the appropriateness of the directors' use of the going concern basis of accounting and, based on the audit evidence obtained, whether a material uncertainty exists related to events or conditions that may cast significant doubt on the Consolidated Entity's ability to continue as a going concern. If we conclude that a material uncertainty exists, we are required to draw attention in our auditor's report to the related disclosures in the financial report or, if such disclosures are inadequate,

to modify our opinion. Our conclusions are based on the audit evidence obtained up to the date of our auditor's report. However, future events or conditions may cause the Consolidated Entity to cease to continue as a going concern.

- Evaluate the overall presentation, structure and content of the financial report, including the disclosures, and whether the financial report represents the underlying transactions and events in a manner that achieves fair presentation.
- Obtain sufficient appropriate audit evidence regarding the financial information of the entities or business activities within the Consolidated Entity to express an opinion on the financial report. We are responsible for the direction, supervision and performance of the Consolidated Entity audit. We remain solely responsible for our audit opinion.

We communicate with the directors regarding, among other matters, the planned scope and timing of the audit and significant audit findings, including any significant deficiencies in internal control that we identify during our audit. We also provide the directors with a statement that we have complied with relevant ethical requirements regarding independence, and to communicate with them all relationships and other matters that may reasonably be thought to bear on our independence, and where applicable, related safeguards.

From the matters communicated with the directors, we determine those matters that were of most significance in the audit of the financial report of the current period and are therefore the key audit matters. We describe these matters in our auditor's report unless law or regulation precludes public disclosure about the matter or when, in extremely rare circumstances, we determine that a matter should not be communicated in our report because the adverse consequences of doing so would reasonably be expected to outweigh the public interest benefits of such communication.

Report on the Remuneration Report

Opinion on the Remuneration Report

We have audited the Remuneration Report included in the directors' report for the year ended 31 December 2025.

In our opinion, the Remuneration Report of Company, for the year ended 31 December 2025, complies with section 300A of the *Corporations Act 2001*.

Responsibilities

The directors of the Company are responsible for the preparation and presentation of the remuneration report in accordance with s 300A of the *Corporations Act 2001*. Our responsibility is to express an opinion on the remuneration report, based on our audit conducted in accordance with Australian Auditing Standards.

Hall Chadwick

HALL CHADWICK WA AUDIT PTY LTD

Mark DeLaurentis

MARK DELAURENTIS CA
Director

Dated this 31st day of March 2026
Perth, Western Australia

ADDITIONAL INFORMATION

ADDITIONAL INFORMATION AS AT 2 APRIL 2026

NUMBER OF SECURITY HOLDERS AND DISTRIBUTION OF QUOTED SECURITIES IN THE COMPANY

	Ordinary Shares
1 — 1,000	173
1,000 — 5,000	72
5,001 — 10,000	393
10,001 — 100,000	1,146
100,001 — and over	348
Total number of holders	2,132
Holders of less than a marketable parcel	1,283

REGISTERED OFFICE OF THE COMPANY

Suite 1
295 Rokeby Road
Subiaco
Western Australia 6005

Tel: +61 (8) 9211 1500
Fax: +61 (8) 9211 1501

STOCK EXCHANGE LISTING

Quotation has been granted for 452,167,733 ordinary shares on the Australian Stock Exchange Ltd. The State Office of the Australian Stock Exchange Ltd in Perth, Western Australia has been designated the Home Branch of Lion Energy Limited.

There are no current on-market buy-back arrangements for the Company.

VOTING RIGHTS

For all ordinary shares, voting rights are one vote per member on a show of hands and one vote per share in a poll.

SHARE REGISTRY

The registers of shares and options of the Company are maintained by:-

Computershare Registry Services Pty Ltd
Level 17
221 St Georges Terrace
Perth, Western Australia 6000

Tel: +61 (8) 9323 2000
Fax: +61 (8) 9323 2033

COMPANY SECRETARY

The name of the Company Secretary is Rowan Harland.

TAXATION STATUS

Lion Energy Limited is taxed as a public company.

Additional Information

ADDITIONAL INFORMATION AS AT 2 APRIL 2026

TWENTY LARGEST HOLDERS OF ORDINARY SHARES

Registered Holder	Number of Shares	Percentage of Total
CITICORP NOMINEES PTY LIMITED	74,213,854	16.41
RISCO ENERGY UNCONVENTIONAL PTE LTD	54,886,009	12.14
10 BOLIVIANOS PTY LTD	22,284,690	4.93
PT SENADA NUSANTARA	20,345,830	4.50
AMARNA ENERGY PTY LTD	19,395,681	4.29
RISCO ENERGY INVESTMENTS (SEA) LIMITED <RISCO ENERGY INVESTMENTS A/C>	18,631,937	4.12
MR THOMAS SOULSBY	7,338,352	1.62
MR SAMMY HAMZAH	6,400,654	1.42
MR COLIN EARL GARNSWORTHY BENNETT + MRS BURNICE ANNE BENNETT	6,325,000	1.40
POUVOIR PTY LTD <BRIMAGE SUPER FUND A/C>	6,119,971	1.35
MS NADA SAADE	5,796,929	1.28
MR RICHARD CHARLES GRIGG	5,259,366	1.16
MR FRANK HEPBURN	5,000,000	1.11
PT PARAMA MUSTIKA INDONESIA	5,000,000	1.11
MR ZANE ROBERT LEWIS <RLZ A/C>	4,227,900	0.94
MR KENNETH PATRICK FARRELL	3,982,086	0.88
W & N MORRISON INVESTMENTS PTY LTD <THE MORRISON FAMILY A/C>	3,901,151	0.86
MS SAW HWA TEH	3,775,032	0.83
POLAK INVESTMENTS PTY LTD	3,215,966	0.71
MR DAMIEN SERVANT	2,729,167	0.60
Total	278,829,575	61.67%

SUBSTANTIAL SHAREHOLDERS

Date Announced	Name	Number of Shares
30/03/2022	AREEN INVESTMENTS PTE LTD AND THE AREEN PARTIES	72,103,555
21/12/2018	RISCO ENERGY UNCONVENTIONAL PTE LTD	54,886,009

UNQUOTED EQUITY SECURITIES

Security Class	Number of Shares
PERFORMANCE RIGHTS	23,000,000

UNQUOTED EQUITY SECURITIES HOLDERS HOLDING MORE THAN 20%

Security Class	Number of Shares
CAPTAIN COOK MANAGEMENT PTY LTD <CAPTAIN COOK A/C>	10,000,000
DAMIEN SERVANT	7,000,000

Additional Information

ADDITIONAL INFORMATION AS AT 2 APRIL 2026

Voting Rights

Ordinary Shares

In accordance with the Company's Constitution, on a show of hands every shareholder present in person or by proxy, attorney or representative of a shareholder has one vote, and on a poll every shareholder present in person or by proxy, attorney or representative of a shareholder has in respect of fully paid shares, one vote for every share held.

Securities Exchange Quotation

The Company's ordinary shares are listed on the Australian Securities Exchange (Code: LIO). The Home Exchange is Perth.

BUY-BACK

There is no current on-market buy-back.

OIL & GAS TENEMENTS

Tenement or licence area	Lion interest	Comments
Indonesia		
Seram (Non-Bula) Production Sharing Contract	2.5%*	Interest held through Lion's wholly owned subsidiary Lion International Investment Limited.
East Seram PSC	60%**	Interest held through Lion's wholly owned subsidiary Balam Energy Pte Ltd.

* Divestment announced pending Government approval, expected H1 2026.

** Reducing to 45% following Government approval.

CORPORATE GOVERNANCE STATEMENT

The directors of Lion Energy support and adhere to the principles of corporate governance, recognising the need for the highest standard of corporate behaviour and accountability. Please refer to the corporate governance statement and the appendix 4G released to ASX and posted on the Company website at www.lionenergy.com.au.

Given the size and structure of the Company, the nature of its business activities, the stage of its development and the cost of strict and detailed compliance with all of the recommendations, it has adopted a range of modified systems, procedures and practices which enables it to meet the principles of good corporate governance.

The Company's practices are mainly consistent with those of the guidelines and where they do not correlate with the recommendations in the guidelines the Company considers that its adopted practices are appropriate.



Lion Energy Limited

Suite 1, 295 Rokeby Road
Subiaco WA 6008, Australia

Tel +61 (8) 9211 1500

Fax +61 (8) 9211 1501

ABN 51 000 753 640

lionenergy.com.au

