

INVESTOR PRESENTATION

MELBOURNE (AUSTRALIA) 22 April 2026: Invion Limited (ASX: IVX) (“Invion” or the “Company”) will be participating in several upcoming local and international conferences, including BIONNOVA 2026 in Shanghai and Bio Korea 2026.

Attached is the presentation that Invion's Executive Chair and CEO, Prof Thian Chew, will be using for his presentations.

This announcement was approved for release by the Board of Directors.

Sign up at Invion's Investor Hub to receive regular updates, provide feedback and participate in discussions: <https://investors.inviongroup.com/>

Investor and Media enquiries:

Thian Chew (Chairman & CEO)

T: +61 3 9692 7222

E: investor@inviongroup.com

Brendon Lau (Investor & Media Relations)

M: +61 409 341 613

E: brendon.lau@inviongroup.com

About Invion

Invion is a life-science company that is leading the global research and development of the Photosoft™ technology for the treatment of a range of cancers, atherosclerosis and infectious diseases. Invion holds the global exclusive license to the Photosoft technology for multiple cancer and non-cancer disease indications. Invion is listed on the ASX (ASX: IVX). Find out more at www.inviongroup.com.

About Next Generation Photodynamic Therapy (NGPDT)

Invion is developing Photosoft™ technology as a novel Next Generation Photodynamic Therapy (NGPDT). NGPDT uses non-toxic photosensitisers and light to selectively kill cancer cells and promote an anti-cancer immune response. Less invasive than surgery and with minimal side effects, NGPDT offers an alternative treatment option aimed at achieving complete tumour regression and long-lasting remission. NGPDT has also demonstrated broad-spectrum activity across multiple infectious diseases, including bacteria, fungi and viruses. Photosoft has the potential to address the global challenge of antibiotic-resistant “superbugs”.



ASX: IVX

**New Frontier in
Affordable Precision Medicine**

Targeted Cancer Treatment
Powered by Light

BIONNOVA 2026

DISCLAIMER

The information in this presentation does not constitute personal investment advice. The presentation is not intended to be comprehensive or provide all information required by investors to make an informed decision on any investment in Invion Limited (Company). In preparing this presentation, the Company did not take into account the investment objectives, financial situation and particular needs of any particular investor. Further advice should be obtained from a professional investment adviser before taking any action on any information dealt with in the presentation. Those acting upon any information without advice do so entirely at their own risk. Whilst this presentation is based on information from sources which are considered reliable, no representation or warranty, express or implied, is made or given by or on behalf of the Company, any of its directors, or any other person about the accuracy, completeness or fairness of the information or opinions contained in this presentation. No responsibility or liability is accepted by any of them for that information or those opinions or for any errors, omissions, misstatements (negligent or otherwise) or for any communication written or otherwise, contained or referred to in this presentation. Accordingly, neither the Company nor any of its directors, officers, employees, advisers, associated persons or subsidiaries are liable for any direct, indirect or consequential loss or damage suffered by any person as a result of relying upon any statement in this presentation or any document supplied with this presentation, or by any future communications in connection with those documents and all of those losses and damages are expressly disclaimed. Any opinions expressed reflect the Company's position at the date of this presentation and are subject to change.



CREATING IMPACT FOR TREATING CANCERS GLOBALLY

NEED FOR MORE AFFORDABLE NEW TREATMENTS

Median price of new FDA drugs in 2024 >US\$370K¹, more than double vs 2021

Affordability impacts accessibility globally

Trends towards personalised medicines and targeted therapies²

Half of new drugs are orphan³, which cost 5.5 times more than non-orphan³

Commercial Rationale for Photosoft™



Works across multiple cancers without need to personalise – precision with less complexity



INV043 is a small molecule based therapy that is highly scalable



Photosoft™ potential for lower development and manufacturing costs



Equipment and treatment process is less complex - helps reach a larger patient base

¹ <https://www.reuters.com/business/healthcare-pharmaceuticals/prices-new-us-drugs-doubled-4-years-focus-rare-disease-grows-2025-05-22/#:~:text=Summary,nations%20that%20pay%20far%20less>.

² <https://www.ncbi.nlm.nih.gov/pmc/articles/PMC1090406/#:~:text=There%20has%20been%20significant%20policy,being%20approved%20in%20recent%20years>

³ <https://www.mdpi.com/1927-4923/15/6/1761#:~:text=Additionally%2C%20the%20cost%20of%20ADC,a%20barrier%20for%20some%20patients>

ADDRESSING UNDERSERVED NEEDS

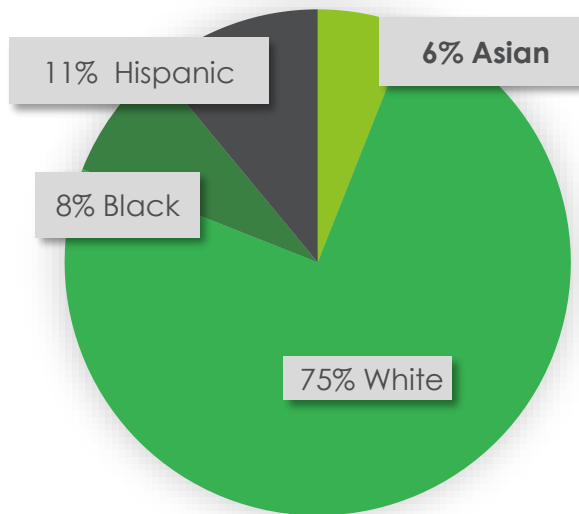
ASIAN-CENTRIC CANCERS, A US\$40B MARKET⁵

Asians comprise 6% of clinical trial patients in FDA approved drugs² ... yet 60% of the world is Asian

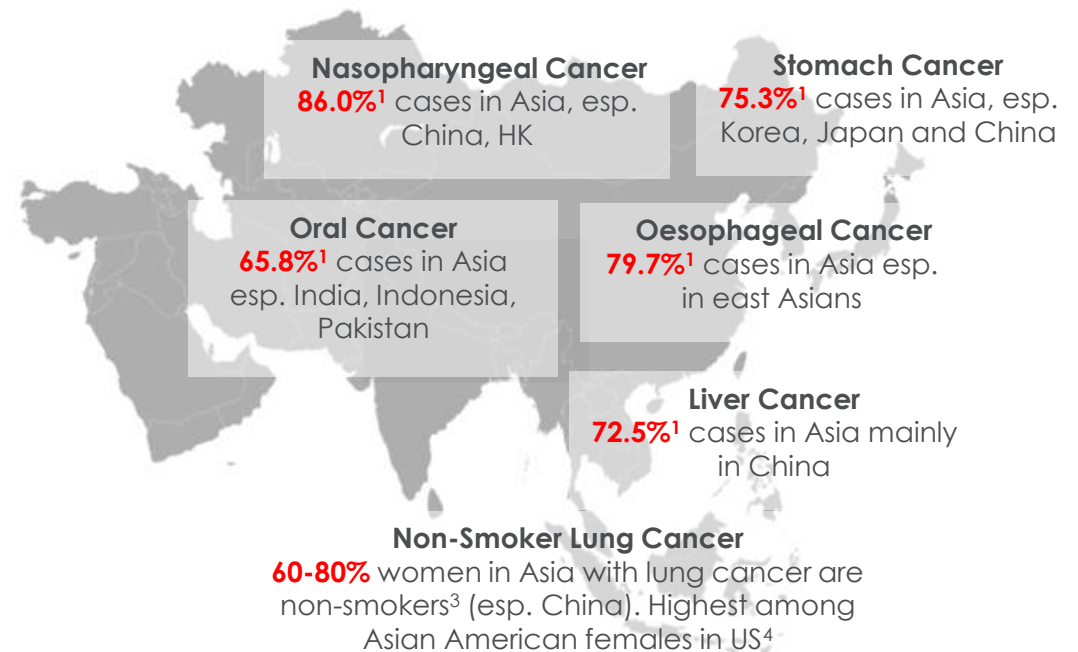


UNDER-REPRESENTATION IN DRUG DEVELOPMENT

Ethnic Breakdown of Clinical Trials for 2020 Approved Drugs²



MISMATCH WITH GLOBAL INCIDENCE



¹ <https://gco.iarc.fr/today/fact-sheets-cancers> GLOBOCON 2020

² Source: Food and Drug Administration – 2020 Drug Trials Snapshots Summary

³ https://www.ncbi.nlm.nih.gov/pmc/articles/PMC7431055/#b12-ms117_p0375

⁴ <https://med.stanford.edu/content/dam/sm/care/communityhealthtalk/Stanford-Community-Health-Talk-LCINF-FANS-2-21-2022.pdf>

⁵ Oncology Drugs - Asia | Statista Market Forecast

HOW OUR NEXT-GEN PDT (PHOTOSOFT™) WORKS

PROPRIETARY PHOTSENSITIVE COMPOUNDS + LIGHT ACTIVATION

Next-Gen Photodynamic Therapy (PDT): Drug activated by light that overcomes significant shortcomings & side effects of approved PDT treatments



1. Delivery

Photosoft™ compound administered (topical, intratumoral, IV)

Preferential localisation in cancer cells (Warburg Effect – cancers have high glucose uptake)



2. Light Activation

Specific wavelength of light (660nm) activates compound

Generates reactive oxygen species (ROS), at the tumour site only



3. Selective Tumour Ablation

ROS kills cancer cells

Healthy tissue spared

Low systemic toxicity, minimal side effects



4. Immunity

Stimulates the body's own immune system to continue killing the cancers (beyond the area of treatment)

TECHNOLOGY HIGHLIGHTS

STRONG CLINICAL DATA AND PARTNERSHIPS, MULTIPLE TARGETS

Key Advantages

- **Platform technology** scalable, multiple indications, 300+ patented compounds
- **Selectively targets multiple cancers** and activates the immune system*
- **Theragnostic Potential:** Violet light fluoresces, red light kills cancers

Clinical Results & Programs

- **Strong clinical safety** profile, and **demonstrated efficacy** signals (incl. completed PoC prostate and ongoing skin cancer trials)
- **Cancer Targets:** Non-Melanoma Skin Cancer (ongoing), Anogenital Cancers (upcoming), Oesophageal Cancer and Companion Animal Cancers
- **Orphan Drug Designation:** U.S. FDA granted ODD for anal cancer

Partnerships

- **Peter MacCallum Cancer Centre:** Co-sponsored anogenital cancer trial
- **Hanlim Pharm:** Funding oesophageal cancer program (IV program) with support from *Korean Drug Development Fund*; GBM preclinical studies
- **Protect Animal Health:** Funding animal cancer development program (including companion animal trials)

LEAD CANCER DRUG CANDIDATE INV043

MULTIPLE CANCERS, ATTRACTIVE THERAPEUTIC PROFILE



Photosoft™

Photosoft™ is a portfolio of 300+ photosensitisers protected by multiple patent families.

Lead Cancer Drug Candidate: INV043



Effective in regressing multiple types of cancer in human trials and *in vivo*¹



Potency: ~600x greater phototoxicity than Talaporfin (widely used photosensitiser)



Selectively absorbed by cancer cells (Warburg effect – cancers rapidly uptake glucose)



Stimulate the body's natural **immune response**



Combination with Immune Checkpoint Inhibitors^{1,2} improves response rate **from 12% to 80%**



Good safety profile with limited side effects at up to 100x therapeutic dose

PoC PROSTATE CANCER CLINICAL TRIAL RESULTS

INVESTIGATOR-LED PROSTATE CANCER STUDY USING INV043*

TREATMENT PROTOCOL

- 41 patients dosed (16 readouts, 25 limited data due to COVID lockdown limitations)
- Each patient – 6 cycles of PDT treatment over 9 weeks

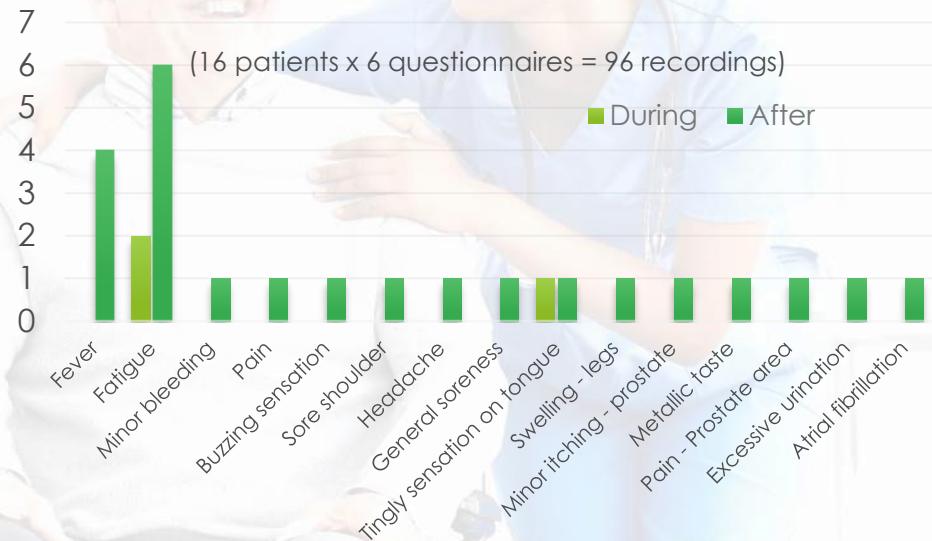
EFFICACY: 40-44% RESPONSE RATE

- **PSMA-PET Results:** 7 patients of 16 were negative 3 months post treatment (**~44% response**)
- **RECIST Framework: 40% positive response** 3 months post treatment (1 complete regression) and another 40% had stable disease

SAFE AND WELL TOLERATED

- No serious adverse events and all adverse events were mild
- Current treatment options (e.g., radiotherapy, chemotherapy and surgery) carry significant risks of side effects

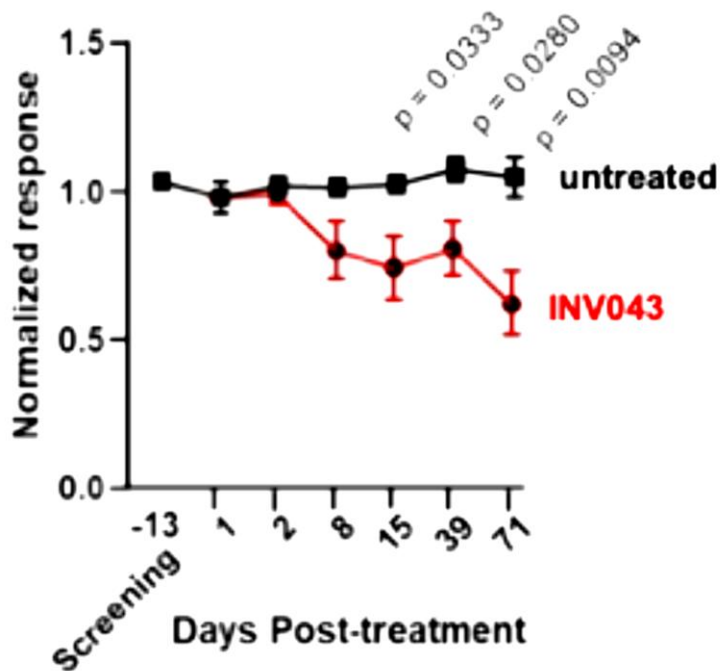
Recorded Adverse Events



PHASE I/II NON-MELANOMA SKIN CANCER TRIAL

PRELIMINARY PATIENT GROUP FINDINGS

Change in Size of Lesions Treated and untreated lesions*



Mean +/- SEM treated; 2-sided t tests
(SEM = Standard Error of the Mean)

- Data integrity check (data lock) by the clinical trial manager not completed for full data set
- All lesions regardless of single or retreatment (3 retreatments), n=12
- Further analysis to be conducted at next stage of trial

*Based on preliminary unaudited data

Safety Review Committee (SRC) Findings (initial patient group, n=12)

- **No adverse events** identified and **no pain** reported (vs. current PDT treatments)
- **Observable reduction** in the NMSC lesion size relative to baseline
- **Complete resolution observed** in select cases, with durability under evaluation
- Highlights INV043's **potential as a diagnostic** with fluorescence observed under violet light

Patient A

Day 1



Day 56
(1st treatment)



Day 71
(15 days post-2nd treatment)



INV043 FLUORESCES CANCERS UNDER VIOLET LIGHT

DIAGNOSTIC POTENTIAL

Clearer surgical margins may increase precision in resecting cancer tissue

Patient 101-002 from Ph I/II NMSC Trial: Day 1 of the treatment

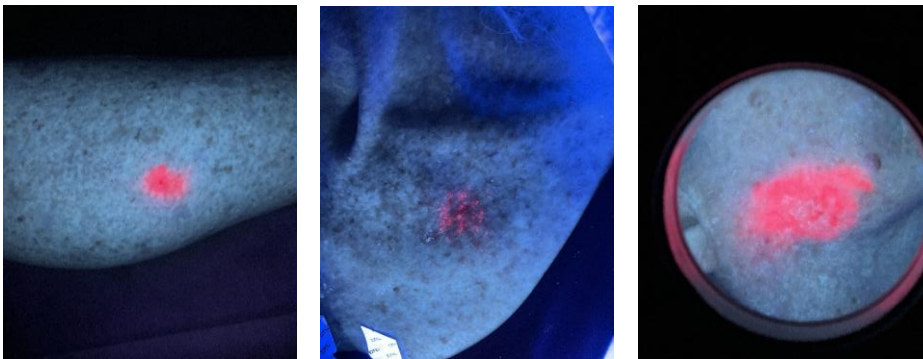


Natural light, no INV043

Violet light, no INV043

Violet light, INV043

Photos from three different patients in the NMSC trial



INV043 appears to localise in the lesion site, which is consistent with preclinical data that showed accumulation in the tumour cells.

Potential Diagnostic Applications:

- **Identify residual cancers** that are difficult to see with the naked eye
- **Clearer surgical margins** increase precision in resecting more cancer tissue
- **Preserve more healthy tissue**, improving functional and cosmetic outcomes
- **Enhance accuracy** in open, keyhole, and endoscopic surgeries

THERAGNOSTIC POTENTIAL OF INV043

ONE DRUG TO FIND AND TREAT MULTIPLE CANCERS

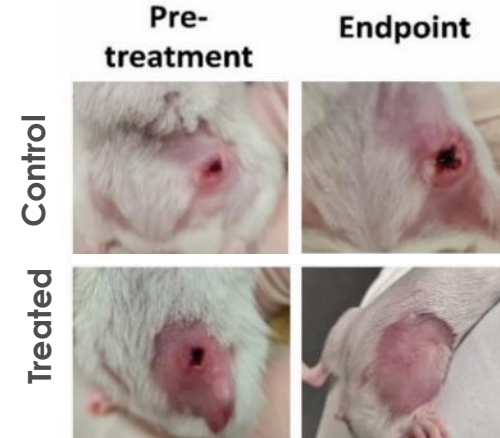
SELECTIVE TARGETING



Photos show primary pancreatic (Human PANC1) cancer (Hudson Institute animal study). Small metastatic nodules on the liver visible to naked eye when illuminated using violet light.

- **Selectively retained** in malignant but not healthy tissue
- **Multiple cancers** (incl. pancreatic, triple-negative breast, T-cell lymphoma *in vivo*)
- **Minimises collateral damage** to healthy organ tissues & no notable toxicity issues
- **Fluorescence & ablation** characteristics

PROTECTIVE IMMUNITY

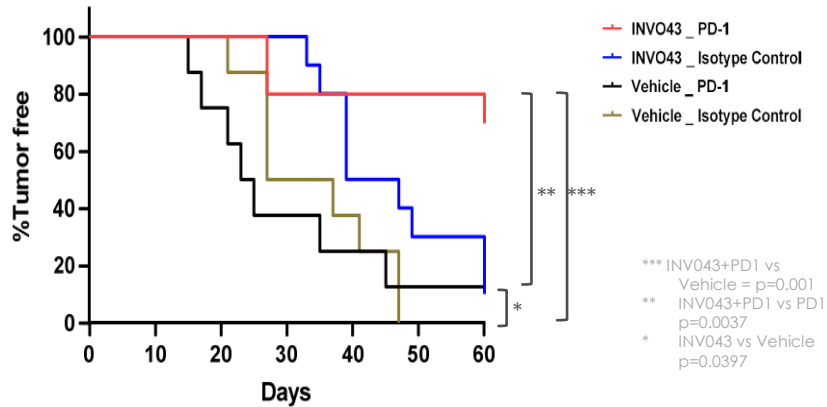


<https://inviongroup.com/videos-reports/>

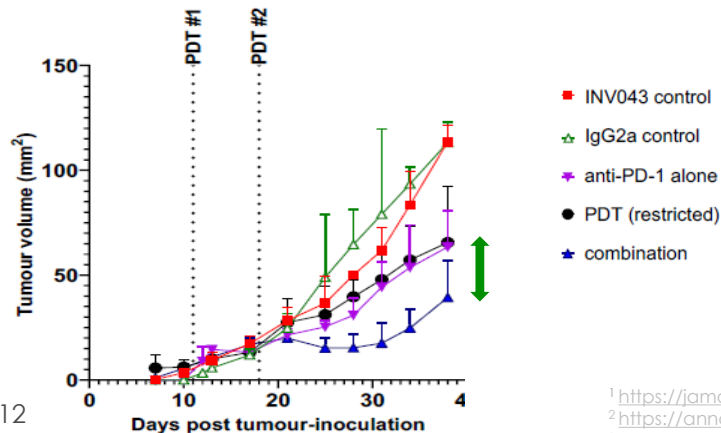
- **Chemo resistant** Triple Negative Breast Cancer (TNBC) is a hard-to-treat cancer
- **Complete regression** of TNBC *in vivo* after INV043 treatment (Hudson Institute)
- **No scarring & tumour undetectable** two weeks after initial treatment
- **Protective immunity** potential as TNBC implant could not re-establish new tumours

COMBINATION WITH IMMUNE CHECKPOINT INHIBITORS (ICIs) IMPROVING IMMUNOTHERAPY OUTCOMES, PARTNERSHIP POTENTIAL

PETER MAC: **~80% RESPONSE RATE** vs. 12.5%¹ ICI ONLY (ANAL SCC CANCER, TOPICAL, *IN VIVO*)³



HUDSON INSTITUTE: **~65% IMPROVEMENT IN TUMOUR VOLUME** (TNBC, INTRATUMORAL, *IN VIVO*)²



Why This Matters

- **Attractive Market:** World's #1 best selling class of drugs – global market >US\$58B and growing at 16.0% CAGR to hit ~US\$258B (2025-2034)⁴
- **Patient Problem:** Low overall response rate of 12.5% for monotherapy
- **Commercial Problem:** Big Pharma facing patent cliff with several ICI patents expiring in coming years
- **Solution:** Combination with Invion's Next-Gen PDT could generate new patent life AND improve patient outcomes
- **Next Catalyst:** Peter Mac preparations for upcoming human anogenital cancer clinical trials using INV043 and ICIs

¹ <https://jamanetwork.com/journals/jamanetworkopen/fullarticle/2762389>

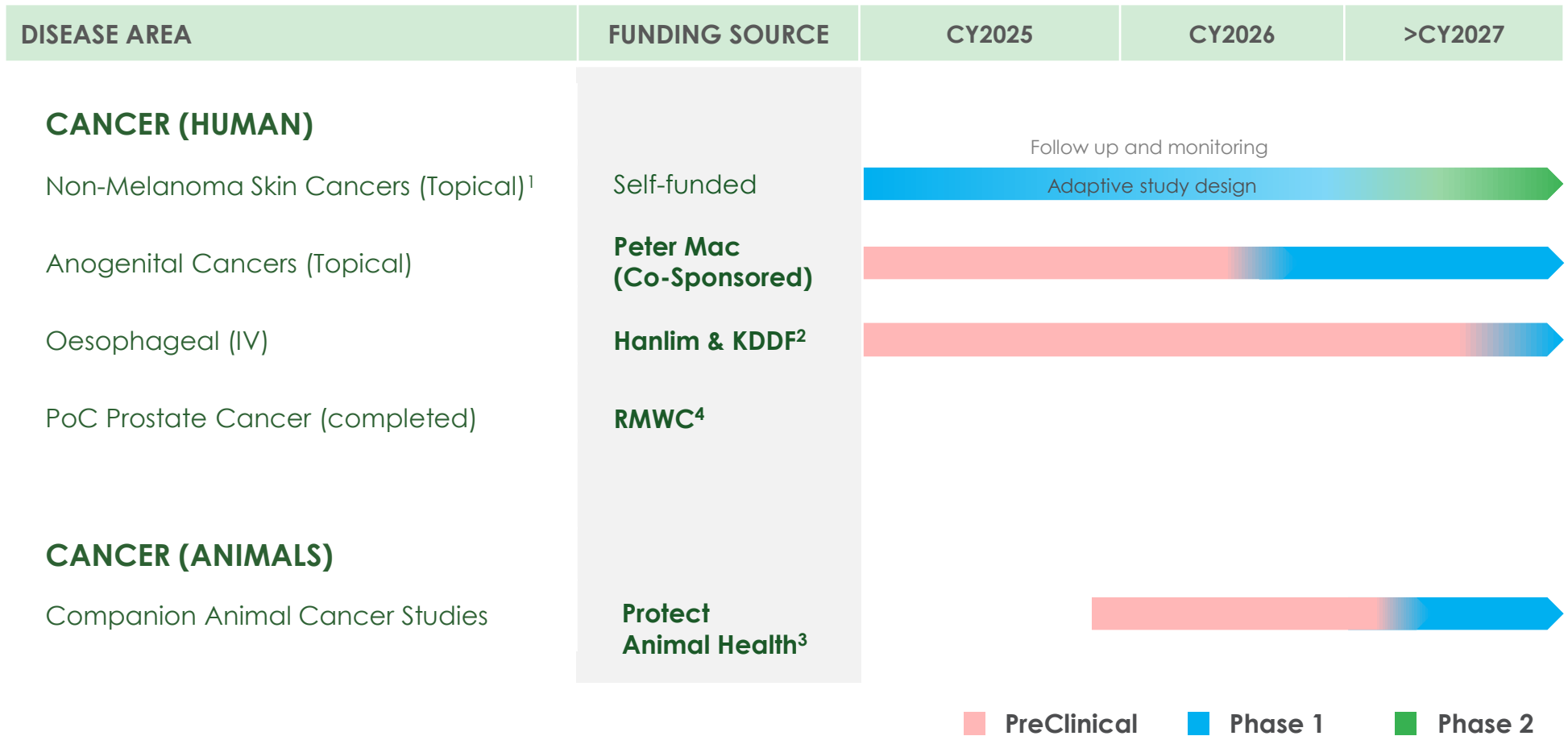
² <https://announcements.asx.com.au/asxpdf/20220530/pdf/459ffkjibvdpjrg.pdf>

³ <https://investors.inviongroup.com/announcements/6228975>

⁴ <https://www.precedenceresearch.com/immune-checkpoint-inhibitors-market>

CANCER: TARGET INDICATIONS AND TIMEFRAMES

MULTIPLE CLINICAL TRIALS AND INDICATIONS



¹ The Phase I/II NMSC trial uses an adaptive study design means recruitment numbers and timelines may change to accelerate the evaluation of INV043

² Hanlim Pharm with support from the South Korean Government's KDDF are funding the Oesophageal Cancer studies

³ Pet pharmaceutical company, Protect Animal Health (TPEX: 7850), are funding an animal cancer development program (including companion animal trials) using a different compound within Invion's portfolio

⁴ RMW Cho Group Ltd ("RMWC") licensor sponsored investigator led trial

COLLABORATION WITH PROTECT ANIMAL HEALTH

LUCRATIVE COMPANION ANIMAL MARKET OPPORTUNITY

New Market Potential

- Reinforces Photosoft™ as a platform technology with multiple market opportunities
- Invion has hundreds of proprietary Photosoft™ compounds in its portfolio

Funded Studies

- Protect to fund and undertake evaluation studies (*in vitro*, *in vivo* and companion animal trials)
- Invion retains all existing and new IP rights

Growing Opportunity

- Fast growing market with 1 in 2 dogs over the age of 10 diagnosed with cancer¹
- Global pet cancer market forecast to grow 9.7% CAGR (2025-2034) to US\$12.1billion²

1) <https://www.avma.org/resources/pet-owners/petcare/cancer-pets>
2) <https://www.zionmarketresearch.com/news/pet-cancer-therapeutics-market>



- Founded in 2019, listed on Taipei Exchange (TPEX:7850)
- Focused on advanced therapeutics for companion animals
- 250 pet pharmacies and 900+ veterinary clinics
- Collaborates with global pharma partners and academic institutions



EXPERIENCED TEAM

THE RIGHT EXPERTISE FOR SUCCESS



PROF THIAN CHEW **EXECUTIVE CHAIRMAN & CEO**

- Co-Founder, Chronic Airway Therapeutics
- Advisory Board, Stanford Medicine CARE
- Executive Director, Goldman Sachs
- Director, KPMG Consulting, Senior Manager KPMG
- A/Prof HKUST, V/Prof UCL Global Bus School Health, MBA/MA Wharton



DR AMY PRAWIRA **MEDICAL CONSULTANT**

- Founder/CEO, Obatica Pty Ltd (engaged to assist with clinical trials)
- 12+ years in clinical oncology and trials
- Investigator with experience in over 90 early phase clinical trials
- Head, Cancer Trials and Research Unit, Prince of Wales Hospital (Sydney)



DR SOUMYA RAI **PROGRAM DIRECTOR**

- Dental surgeon, clinical and business mgmt experience
- Resident, JLN House and Research Centre, SAIL
- Asst Prof. Rungta College Dental Sciences and Research
- MBA HKUST



ALEXANDER BENNETT **TECHNICAL ADVISOR, LIGHT DEVICES**

- 35+ years in R&D, manufacturing and commercialisation of scientific instrumentation incl. ISO certifications
- GM Forensic Light Sources, Rofin Australia.
- Led Medical Light Source trial for PDT in skin cancers Peter MacCallum Cancer Centre



PROF ROBERT RAMSAY **SCIENTIFIC ADVISOR**

- 30+ years research in cancer biology & translational medicine
- Senior Scientist, Ex-Co Head Gastrointestinal Program, Peter MacCallum Cancer Centre
- Ex-President Australian Society for Medical Research (ASMR)
- Hon. Professor, Dept Oncology & Clinical Pathology, Uni. Melb



DR DANIEL GARAMA **SCIENTIFIC ADVISOR**

- Heads proteomics & mitochondrial disease team at the Hudson Institute of Medical Research
- Expert in cancer biology, proteomics & translational research
- Affiliate at Monash & Melbourne universities
- Published in Science, Nature; recipient of global research awards



PROF SEBASTIAN MARCUCCIO **MEDICINAL CHEMISTRY**

- Pharma/drug discovery and dev (co-inventor IVX PDT patents)
- Founder / Director Advanced Molecular Technologies
- Previously in Pharmaceutical Chemicals Research, CSIRO
- Adj. Prof. La Trobe University, PhD Organic Chemistry ANU



LOUISE WHITE **MANUFACTURING AND QUALITY**

- 35+ years in the pharmaceutical industry, 13 years in vaccine manufacturing, CSL, Partner SeerPharma
- Experience in virology R&D, bacterial vaccines production, quality control and production planning
- Registered auditor for APVMA



Sign up to receive regular updates, provide feedback and participate in discussions:

<https://investors.inviongroup.com/>

For more information, go to www.inviongroup.com

Investor and Media enquiries:

Thian Chew (Chairman & CEO)

T: +61 3 9692 7222

E: investor@inviongroup.com

Brendon Lau (Investor & Media Relations)

M: +61 409 341 613

E: brendon.lau@inviongroup.com