

22 April 2026

ASX ANNOUNCEMENT

Quarterly Activities Report March 2026

Perth, Australia – Manhattan Gold Corporation Limited (ASX: MHC) ('Manhattan' or 'the Company') reports on activities undertaken in the quarter to 31 March 2026 and its financial position at the end of the period.

Key Highlights

- **Hook Lake drill program funded, mobilisation targeted for end of April 2026:** A\$3m capital raise completed for camp mobilisation, 4,000m of RC drilling, and till sampling program; maiden program focused on orogenic gold targets Jaws, Quantum, Lotus, and Omega as well as VMS target Spectre.
- **Exploration footprint expanded by 81km²:** six new mineral claims staked 30km west of Hook Lake, covering the largest gold-arsenic till anomaly within the Kaminak Greenstone Belt, with historic surface sampling up to 16.6 g/t Au and 2,660 g/t Ag.
- **Airborne magnetic survey resumed and expanded to ~12,600+ line km:** second aircraft mobilised to accelerate a May completion of detailed magnetic survey following delay in previous quarter and now to include the additional staked claims.
- **Regulatory approvals and community support in place:** Positive screening decision from the Nunavut Impact Review Board; formal endorsement from the Hamlet of Arviat and Kivalliq Inuit Association for the proposed work plans; drilling permits to be issued for a term of up to seven years.
- **Board renewal:** Gavin Rezos appointed Non-Executive Chairman, Danielle Kelly appointed Non-Executive Director, and Kell Nielsen transitioned to Non-Executive Director.
- **Forward looking:** RC drill program results, results from till program, and high-resolution aeromagnetic data to further define key targets and inform a follow-up diamond drilling campaign later in 2026.

Hook Lake Project Update – Nunavut, Canada

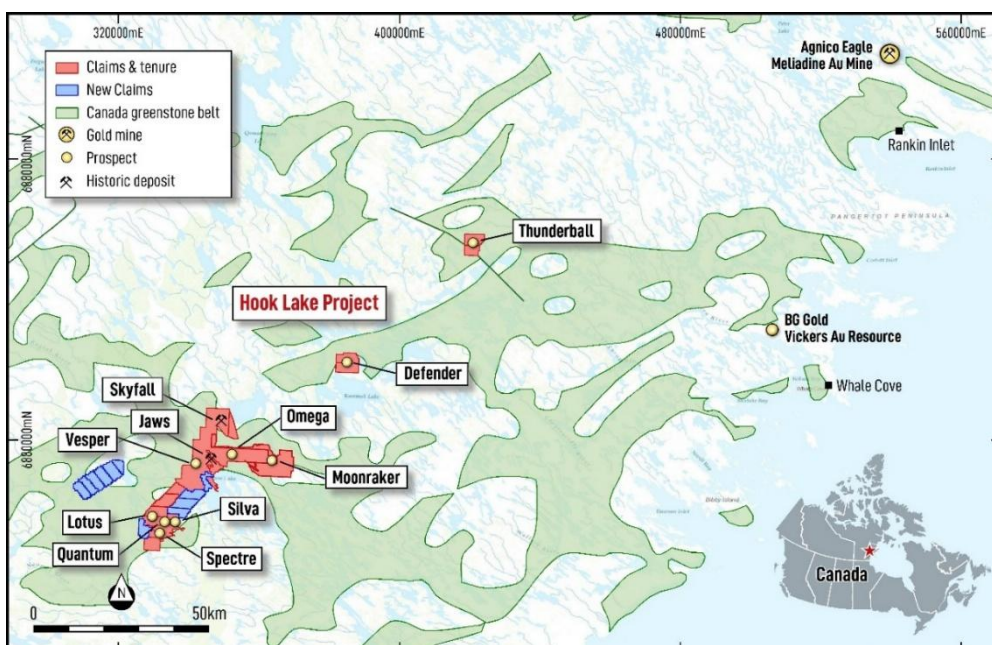


Figure 1: Hook Lake Project

Expansion of Hook Lake Project – New Gold Prospects Secured

Manhattan staked six new mineral claims, expanding the Hook Lake exploration footprint by an additional 81km², approximately 30km to the west of the existing project area. An ongoing regional assessment and historical data review identified the newly secured claims as highly prospective, hosting prominent gold and arsenic anomalies in till sampling. The Geological Survey of Canada reported the anomaly as the “most extensive in the entire Kaminak Greenstone Belt”¹.

Key historic results over the newly acquired claims include:

- Channel sampling completed in 1990 defined 7.7m zone of gold anomalism, including 5.75 g/t Au over 1.5m in surface sampling.
- Follow-up rock chip sampling in 2000 across a strike length of ~1.4km returned 7.37 g/t Au from a north-south striking quartz vein.
- A high-grade sample, reporting 16.6 g/t Au, was collected 650m east-north-east of the discovery zone from a sulphide-bearing schist, indicating an additional lithological host for gold mineralisation.

This new target area has never been drill tested. The new claims are considered prospective for orogenic gold-style mineralisation associated with mafic rocks (pillow basalts and gabbros) of the Kaminak greenstone belt and lie on trend parallel to the Turquetil Shear Zone that hosts Manhattan’s Jaws gold deposit. Further details were disclosed in the Company’s ASX announcement dated 1 April 2026, “New Gold Prospects Secured West of the Hook Lake Project”.

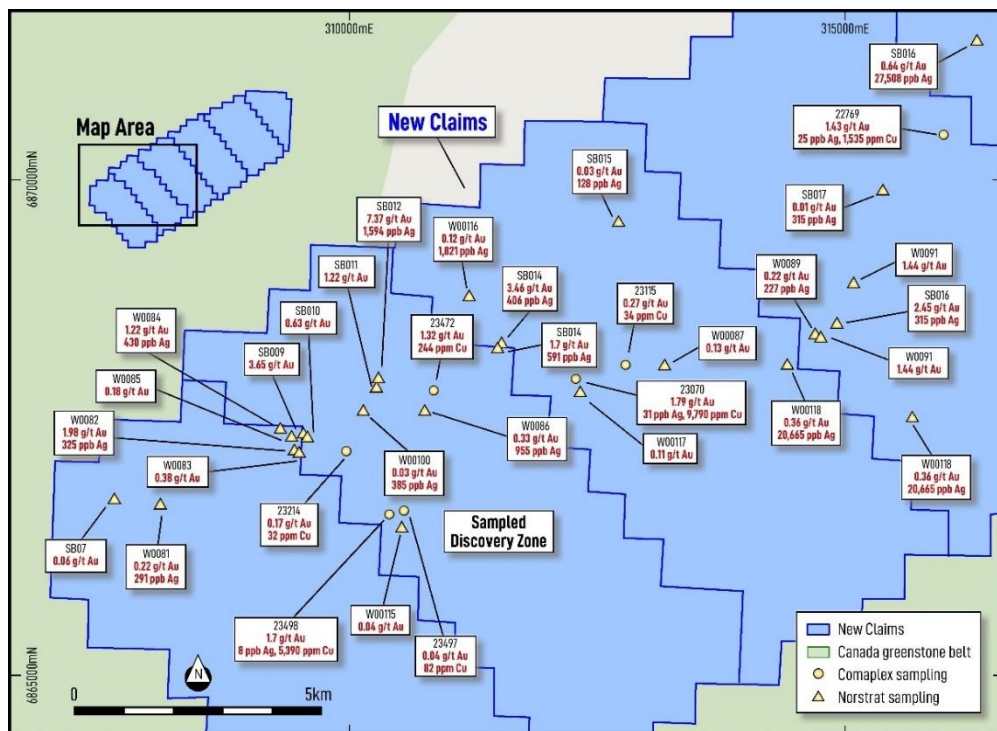


Figure 2: Historic rock chip sampling results, refer to announcement on 1 April 2026 “New Gold Prospects Secured West of the Hook Lake Project”

¹G.S.C Open File 2132 published in 1989 (Shilts, W.W., Wyatt, P.H. (1989). Gold and base metal exploration using drift as a sample medium, Kaminak Lake-Turquetil Lake Area, District of Keewatin. Geological Survey of Canada, Open File 2132).

Airborne Magnetic Survey – Resumed and Expanded

The high-resolution airborne magnetic survey contracted to Terraquest Ltd resumed, and the survey area has been expanded to cover the newly acquired claims on a 100m line spacing. Completion of the full extent of the planned survey had been delayed over the previous quarter due to a landing gear failure on the contracted plane. To accelerate full completion and cover the expanded newly staked area of interest ahead of drilling, Terraquest has completed repairs on the aircraft and mobilised a second aircraft which are now operating together in the field.

The expanded detailed ~12,600+ line km survey is designed to provide a modern, high-resolution magnetic dataset covering the full Project footprint. The survey is a key input for targeting orogenic gold, BIF-hosted gold and polymetallic VMS mineralisation, and will be integrated with surface sampling, historical data and the planned till sampling program to refine drill targets across the Project. Data is expected to be received ahead of initial drilling with additional data informing the later targeted holes, in the maiden drilling program

Positive NIRB Screening Decision

Manhattan announced that it had received a positive screening decision from the Nunavut Impact Review Board (NIRB) for the proposed drill program and ongoing field exploration activities at the Hook Lake Project. The NIRB confirmed that no further review is required, with the Project successfully passing its regulatory screening for both environmental and socio-economic considerations. Land and water use permits, with an initial term of up to seven years, are in the process of being issued to 6106 Resources Limited, a wholly owned subsidiary of Manhattan.

The Mayor and Council of the Hamlet of Arviat formally expressed their support for the Hook Lake Project, recognising the value of responsible mineral exploration and the potential for local employment, skills development and business opportunities. The Kivalliq Inuit Association also confirmed that, following a review by the Arviat Community Lands and Resource Committee, the proposed work plans are supported on the basis of potential employment opportunities for community members of Arviat. Manhattan intends to hire preferentially from the local community wherever possible. Further details were disclosed in the Company's ASX announcement dated 18 March 2026, "Hook Lake Project Cleared for Drilling".

Drill Contract Awarded

Manhattan announced that it had awarded a reverse circulation (RC) drilling contract to Northspan Explorations Ltd, a Canadian drilling contractor based in Kelowna, British Columbia. The contract covers an initial 4,000m maiden RC drilling program at the Hook Lake Project, representing the first modern drilling campaign to be undertaken by the Company and building on historical drilling last completed in 1988.

The RC drilling program is designed to rapidly test multiple targets across the project area, including:

- Along strike and near-deposit targets at Jaws, including drilling below the 1988 'foreign' estimate of 285,000 oz Au @ 2.38 g/t Au (not reported in accordance with the JORC Code, 2012).²
- Maiden drilling at Quantum and Lotus, where 2025 rock sampling returned high-grade precious metals up to 16.75 g/t Au and 2,660 g/t Ag.
- Testing Spectre's polymetallic (Cu-Zn-Au-Ag) VMS potential, following up historical drilling limited to ~60.96m vertical depth.
- Conceptual targets within the Banded Iron Formation (BIF) at Omega, where a 7x1km BIF with clear deformation and structural targets has been defined along strike from known gold occurrences.

²The Company notes that the Resource estimate quoted above for Jaws, is considered to be a "Foreign" estimate and is not reported in accordance with the JORC Code or previous iterations of acceptable reporting codes. Relevant information in relation to the work program, methodology, summary of key material assumptions and parameters utilized to calculate the estimate is not available to the Company at this time and the Company has relied on extracts from published reports in quoting the estimate. A competent person has not done sufficient work to classify the "Foreign" estimate as Exploration Results or Mineral Resources or Ore Reserves in accordance with the JORC Code. There are no more recent estimates available. It is uncertain

that, following further evaluation and/or further work that the historical estimates will be able to be reported in accordance with the JORC Code (2012). Please refer to the ASX announcement 27th May 2025 – “High Grade Gold & Copper Acquisition – Amended” for further details.

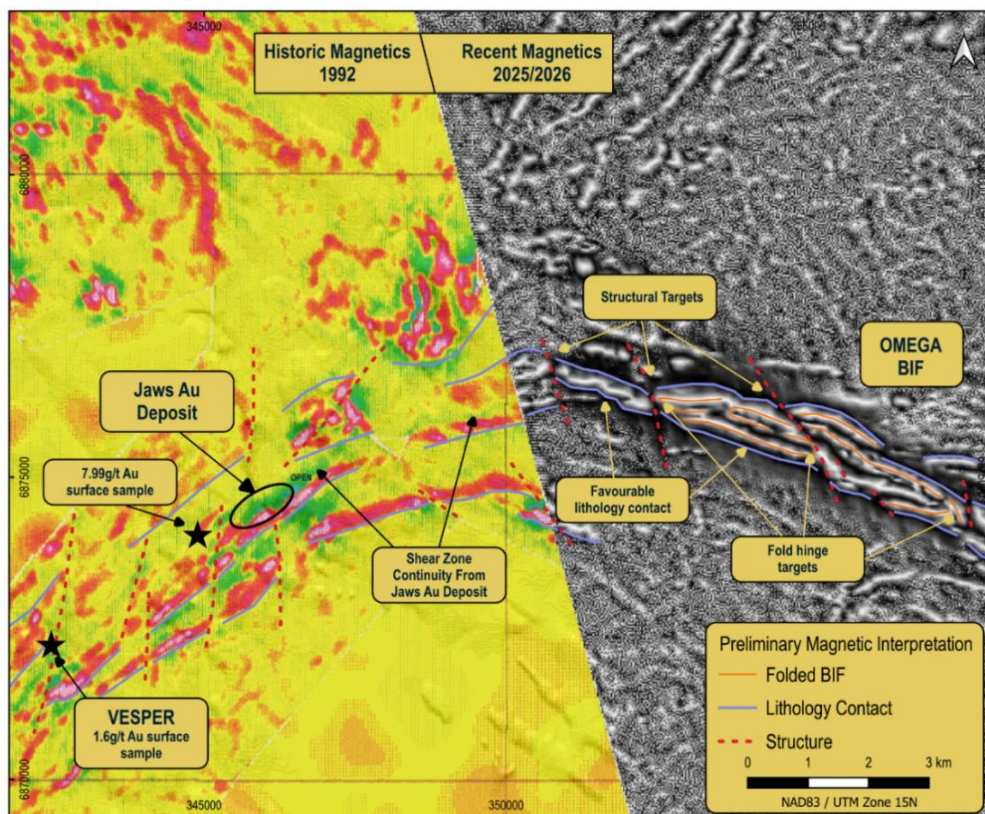


Figure 3: Map highlighting the continuity of important lithological contacts and structures from the known Jaws Au deposit and high-grade rock samples in the southwest to the Omega banded iron formation in the east. Structural, lithological and fold hinge targets are highlighted within the BIF. Historic magnetics – 1992 Placer Dome Inc. 1VD of total magnetic field. Recent Magnetics 2025/2026 – total magnetic intensity, reduced to pole, 1VD (first vertical derivative). Rock samples initially released 23rd October 2025 “Assays Confirm up to 14.5g/t Gold at Jaws and Significant Expansion Potential Along Strike”.

Further details were disclosed in the Company's ASX announcement dated 23 March 2026, “Drill Contract Awarded for Hook Lake”.

Program Timeline – Mobilisation and Maiden RC Drilling

Mobilisation to site and exploration camp set up are targeted for end of April 2026. Maiden RC drilling is planned to commence immediately following camp establishment. The program represents the first modern drilling undertaken by Manhattan at Hook Lake, with progress updates and assay results to be reported as activities advance.

Assay results from the RC program, combined with the expanded airborne magnetic dataset and a planned till sampling program, will inform targets for a follow-up diamond drilling campaign planned for later in 2026. Manhattan has engaged SLR Consulting for surficial geology expertise to assist in the design of the till sampling program, which will cover both the BIF corridor and the Jaws deposit and its strike extensions.

Tibooburra Project Update – NSW, Australia

Novo Resources Corporation (TSX: NVO / ASX: NVO) continued to advance exploration in the high-grade gold northern tenements at Tibooburra. During the quarter, Novo provided a business update (12 February

2026) outlining continued work within the historic Albert Goldfield, including ongoing assessment of mapping, relogging and downhole imaging data collected from the Pioneer, New Bendigo, and Clone target areas, with drill targeting currently being assessed to test high-grade shoots at Pioneer, Clone, and New Bendigo.

Results from the reconnaissance program defined new targets in NSW, including a peak result of 39.9 g/t Au at Pioneer North, and at Pioneer South seven of the 20 rock chip samples assayed greater than 4 g/t Au with a peak result of 19.8 g/t Au.

Corporate

Board and Management Changes

On 5 February 2026, the Company announced changes to the Board and management team to reflect the focus on the Hook Lake Project and to meet the Company's ongoing governance requirements:

- Mr Gavin Rezos, a Non-Executive Director since July 2025, was appointed Non-Executive Chairman.
- Mrs Danielle Kelly was appointed as a Non-Executive Director. Mrs Kelly is an accomplished geologist most recently at Gold Road Resources Ltd (acquired by Gold Fields), with technical expertise in mineral systems, evaluation and exploration, as well as portfolio growth through business development.
- Mr Kell Nielsen now serves as a Non-Executive Director, providing oversight of the Tibooburra Gold Project and technical matters in Canada.
- Mr Marcello Cardaci, the Company's former Chairman, retired from the Board after many years of service.

Manhattan's business administration, corporate affairs, communications, and investor relations activities are managed by Bayard Rezos (General Manager), who has extensive investor relations and corporate reporting experience.

Hook Lake exploration programs are managed by Mr Eric Sondergaard (Technical Manager) and Mr Sam Vaughan (Field Exploration Geologist), both of whom have extensive experience operating in Nunavut, Canada.

A\$3 Million Placement

The Company completed a A\$3 million (before costs) capital raise at an issue price of A\$0.024 per share through an oversubscribed placement lead managed by Alpine Capital. The issue price represented a 14.3% discount to the last traded price of A\$0.028 on 13 March 2026. The Placement comprised the issue of 125,000,000 ordinary shares (27,850,000 remain subject to shareholder approval) and was strongly supported by existing shareholders, clients of Viaticus Capital along with new domestic and international institutional investors.

Net proceeds from the Placement are being applied to the upcoming drill campaign at Hook Lake, including establishing an exploration camp and conducting RC drilling across key prospects (including Jaws and Spectre), with the balance to be utilised for working capital. Settlement of the Placement was completed during the quarter, with the Appendix 2A lodged with ASX on 24 March 2026.

Cash Position

Manhattan continued to manage its cash position prudently during the March 2026 quarter, ending the quarter with a cash balance of A\$4.02 million.

Quarterly expenditure was directed principally towards exploration and evaluation activities at the Hook Lake Project and ongoing administration and corporate costs

The Company completed the A\$3 million Placement during the quarter (settlement 24 March 2026).

The Board continues to review strategic and funding options as the 2026 field season commences.

Capital Structure (at 31 March 2026)

Quoted Securities

659,100,545 Ordinary Shares on issue – of which 3,000,000 Shares are subject to voluntary escrow restrictions.

Unquoted Securities

Performance Rights (subject to various milestones):

168,000,000

Options:

Unlisted options on issue total 25,375,000, following the lapse of 11,000,000 March 2026 Options not exercised.

- 875,000 Unlisted Options exercisable at \$0.30 and expiring 28 November 2026
- 20,000,000 Unlisted Options exercisable at \$0.04 and expiring 27 November 2027
- 2,000,000 Unlisted Options exercisable at \$0.04 and expiring 24 July 2028
- 2,500,000 Unlisted Options exercisable at \$0.04 and expiring 29 May 2028

Related Party Payments

Payments to related parties of \$76,150 during the quarter comprised of:

- \$44,333 for Director Fees.
- \$19,166 to Viaticus Capital Pty Ltd (a related body corporate of Mr Rezos) and
- \$4,651 to Swarm Consulting Pty Ltd (a related body corporate of Mrs Kelly) for corporate advisory and consulting fees provided outside the scope of ordinary director duties.
- \$8,000 for Consultancy CEO services for January 2026 invoiced by Mannika Resources Pty Ltd (an entity controlled by Mr Nielsen).

Outlook

During the upcoming quarter, the Company will mobilise to site and establish the Hook Lake exploration camp, complete the expanded airborne magnetic survey, and commence field exploration activities, including the maiden 4,000m RC drilling program and till sampling program. The Company will continue to progress planning for a follow-up diamond drilling campaign later in 2026, and to exercise prudent financial management.

Tenements

ASX Listing Rules 5.3.2 and 5.3.3

Manhattan confirms that during the March 2026 quarter:

- There were no mining production and development activities undertaken;
- There were no changes to tenure for the Tibooburra Gold Project as listed in Table 2A;
- There were no changes to tenure for the Ponton Uranium Project as listed in Table 2B;

- Further staking has seen the Hook Lake Project area expand through the acquisition of six new mineral claims (105432 – 105437), adding approximately 81km² in area at Hook Lake in Nunavut, Canada, as listed in Table 2C.

Table 2A – Tibooburra Gold Project Tenements

| Project Area | Registered Holder | Tenement Number | Grant/Application Date | Expiry Date | Area (km ²) | Area (Units) |
|--|--------------------------------|-----------------|------------------------|-------------|-------------------------|--------------|
| Northern Licences (Subject to Farm-In with Novo, 70%) | Awati Resources Pty Ltd (100%) | EL 9202 | 28/06/2021 | 28/06/2026 | 73.9 | 25 |
| | | EL 7437 | 23/12/2009 | 23/12/2026 | 32.8 | 11 |
| | | EL 8691 | 02/02/2018 | 02/02/2027 | 137.3 | 46 |
| | | EL 8688 | 02/02/2018 | 02/02/2027 | 110.2 | 37 |
| | | EL 9092 | 15/03/2021 | 15/03/2027 | 118.7 | 40 |
| | | EL 9094 | 16/03/2021 | 16/03/2027 | 158.1 | 53 |
| Southern Licences | Awati Resources Pty Ltd (100%) | EL 8602 | 23/06/2017 | 23/06/2026 | 145.2 | 49 |
| | | EL 8603 | 23/06/2017 | 23/06/2026 | 50.3 | 17 |
| | | EL 8607 | 27/06/2017 | 27/06/2026 | 147.8 | 50 |
| | | EL 8689 | 02/02/2018 | 02/02/2027 | 80.2 | 27 |
| | | EL 8690 | 02/02/2018 | 02/02/2027 | 115.7 | 39 |
| | | EL 8742 | 04/05/2018 | 04/05/2027 | 115.6 | 39 |
| | | EL 9010 | 17/11/2020 | 17/11/2026 | 83.0 | 28 |
| | | EL 9024 | 13/01/2021 | 13/01/2027 | 251.0 | 85 |
| | | EL 9093 | 16/03/2021 | 16/03/2027 | 576.0 | 104 |
| TOTAL | | | | | 2,196 | 740 |

Table 2B – Ponton Uranium Project Tenements

| Project Area | Registered Holder | Tenement Number | Grant/Application Date | Expiry Date | Area (Units) |
|--------------|----------------------------|-----------------|------------------------|-------------|--------------|
| Ponton | Manhattan Corp. Ltd (100%) | E28/1898 | 11/08/2011 | 10/08/2027 | 34 |
| | | E28/2454 | 04/03/2014 | | 121 |
| TOTAL | | | | | 155 |

Table 2C – Hook Lake Project Claims

| Tenure ID | Claim Type | Area (Ha) | Target |
|-----------|-----------------------|-----------|------------------------------|
| AR-16 | Exploration Agreement | 22,660 | Jaws, Vesper, Omega, Skyfall |
| | | 7,465 | Moonraker |
| AR-25 | Exploration Agreement | 2,144 | Spectre |
| 103133 | Mineral Claim | 1,648 | Greenstone Au and VMS |
| 103134 | Mineral Claim | 574 | Greenstone Au and VMS |

| Tenure ID | Claim Type | Area (Ha) | Target |
|--------------|---------------|---------------|-----------------------|
| 103135 | Mineral Claim | 77 | Greenstone Au and VMS |
| 104972 | Mineral Claim | 1,275 | Jaws |
| 104973 | Mineral Claim | 1,128 | Quantum, Silva |
| 105070 | Mineral Claim | 1,717 | Thunderball |
| 105071 | Mineral Claim | 1,177 | Thunderball |
| 105072 | Mineral Claim | 1,641 | Defender |
| 105073 | Mineral Claim | 1,812 | Defender |
| 105074 | Mineral Claim | 1,798 | Lotus |
| 105075 | Mineral Claim | 1,625 | Greenstone Au and VMS |
| 105076 | Mineral Claim | 1,814 | Greenstone Au and VMS |
| 105077 | Mineral Claim | 1,202 | Greenstone Au and VMS |
| 105352 | Mineral Claim | 1,376 | Greenstone Au and VMS |
| 105353 | Mineral Claim | 1,757 | Greenstone Au and VMS |
| 105354 | Mineral Claim | 1,641 | Greenstone Au and VMS |
| 105355 | Mineral Claim | 972 | Greenstone Au and VMS |
| 105356 | Mineral Claim | 1,321 | Greenstone Au and VMS |
| 105432 | Mineral Claim | 1,355 | Greenstone Au |
| 105433 | Mineral Claim | 1,279 | Greenstone Au |
| 105434 | Mineral Claim | 1,450 | Greenstone Au |
| 105435 | Mineral Claim | 1,583 | Greenstone Au |
| 105436 | Mineral Claim | 1,658 | Greenstone Au |
| 105437 | Mineral Claim | 819 | Greenstone Au |
| TOTAL | | 64,968 | |

Authorised for Release

This announcement has been authorised for release by the Board.

Gavin Rezos, Non-Executive Chairman

For further information

Phone: +61 8 9322 6677 or Email: brezos@mhc.gold

Level 17, Exchange Tower

2 The Esplanade, Perth WA 6000

ABN: 61 123 156 089

About Manhattan Gold Corporation Ltd

Manhattan Gold Corporation Ltd (ASX: MHC) is an early-stage gold and polymetallic exploration company focused on emerging exploration projects in tier 1 jurisdictions. Current exploration projects include Hook Lake in Nunavut, Canada (574 km²) within the Rankin-Ennadai greenstone belt, the second largest greenstone belt in Canada, and Tibooburra in New South Wales, Australia (2,195km²) within the emerging Koonenberry Gold District. The Company is committed to responsible exploration in partnership with Inuit and First Nations communities.



Historic Estimate: The “foreign” estimate referenced in this announcement for the Project is historical in nature. Manhattan has not undertaken any independent investigation or review, nor has it independently analysed or reviewed the results of the historical exploration work in order to verify these results. The Company believes that the historical estimates included in this release does not conform to presently accepted industry standards or classification either under JORC (2012) or any other recognised standard or code. Manhattan believes the historical estimate is material and relevant to Manhattan’s activities as it represents a significant exploration target for possible definition under of JORC Code (2012).

See MHC announcement dated 27th May 2025, “High Grade Gold & Copper Acquisition - Amended” for full disclosure of the historic estimate and historic exploration results, including diamond drilling and surface rock sampling. The Company is not aware of any new information or data that materially affects the information in the initial market announcement and confirms the form and context has not been materially modified.

Supporting ASX Announcements: The following announcements were lodged with the ASX and further details (including supporting JORC Tables) for each of the sections noted in this Announcement can be found in the following releases. The Company confirms that is not aware of any new information or date that materially affects the information included in the original market announcements. Note that these announcements are not the only announcements released to the ASX but are specific to exploration reporting by the Company of previous work at the Hook Lake Project.

- 1st April 2026 – “New Gold Prospects Secured West of the Hook Lake Project”
- 23rd March 2026 – “Drill Contract Awarded for Hook Lake”
- 18th March 2026 – “Hook Lake Project Cleared for Drilling”
- 18th March 2026 – “Strongly Supported A\$3M Placement to Advance Hook Lake High Grade Gold and Polymetallic Project in Nunavut, Canada”
- 13th November 2025 – “Up to 173.5g/t Gold from Wider Regional Targets At Hook Lake Project”
- 3rd November 2025 – “Outstanding Widespread Polymetallic Grades from Hook Lake Project”
- 27th October 2025 – “Up to 16.75g/t Gold and 2,660g/t Silver Sampled at Untested Targets of the Hook Lake Project”

- 23rd October 2025 – “Assays Confirm up to 14.5g/ton Gold at Jaws and Significant Expansion Potential Along Strike”
- 16th October 2025 – “Corporate and Hook Lake Project Update”
- 25th September 2025 – “High Grade Gold Hook Lake Project Expanded”
- 3rd September 2025 – “Completion of Maiden Fieldwork Programme - Additional Information”
- 6th August 2025 – “Completion of Placement to advance Hook Lake Project”
- 29th July 2025 – “\$2.2m Placement to advance Hook Lake Project”
- 24th July 2025 – “Completion of High Grade Gold & Copper Acquisition”
- 21st July 2025 – “Field Activities to Commence at Hook Lake”
- 27th May 2025 – “High Grade Gold & Copper Acquisition – Amended”

Competent Person Statement: The information in this report that relates to historical estimates and exploration results is an accurate representation of the available data and studies for the Project, is based on, and fairly represents, information either compiled or reviewed by Mr Kell Nielsen who is a Fellow of the Australasian Institute of Mining and Metallurgy. Mr Nielsen is a Non-Executive Director of Manhattan Gold Corporation Limited. Mr Nielsen has sufficient experience which is relevant to the style of mineralisation and type of deposit under consideration and to the activity which he is undertaking to qualify as a Competent Person (CP) as defined in the 2012 Edition of the Joint Ore Reserves Committee (JORC) “Australasian Code for Reporting of Exploration Results, Mineral Resources and Ore Reserves”. Mr Nielsen consents to the inclusion in the announcement of the matters based on his information in the form and context in which it appears.

Forward-Looking Statements: This announcement may contain certain ‘forward looking statements’ which may not have been based solely on historical facts but rather may be based on the Company’s current expectations about future events and results. Forward-looking statements contained in this announcement include but are not limited to completion of the Proposed Transaction; the strengths, characteristics and potential of the Company following completion; timing and receipt of shareholder approvals; discussion of future plans, projects and objective

Appendix 5B

Mining exploration entity or oil and gas exploration entity quarterly cash flow report

Name of entity

Manhattan Gold Corporation Limited

ABN

61 123 156 089

Quarter ended ("current quarter")

March 2026

| Consolidated statement of cash flows | Current quarter \$A'000 | Year to date (9 months) \$A'000 |
|---|----------------------------|---------------------------------------|
| 1. Cash flows from operating activities | | |
| 1.1 Receipts from customers | - | - |
| 1.2 Payments for | | |
| (a) exploration & evaluation | (494) | (1,317) |
| (b) development | - | - |
| (c) production | - | - |
| (d) staff costs | - | - |
| (e) administration and corporate costs | (103) | (474) |
| 1.3 Dividends received (see note 3) | - | - |
| 1.4 Interest received | 3 | 8 |
| 1.5 Interest and other costs of finance paid | - | - |
| 1.6 Income taxes paid | - | - |
| 1.7 Government grants and tax incentives | - | - |
| 1.8 Other | - | - |
| 1.9 Net cash from / (used in) operating activities | (594) | (1,783) |
| 2. Cash flows from investing activities | | |
| 2.1 Payments to acquire or for: | | |
| (a) entities | - | - |
| (b) tenements | (1) | (78) |
| (c) property, plant and equipment | - | - |
| (d) exploration & evaluation | (24) | (327) |
| (e) investments | - | - |
| (f) other non-current assets | - | - |

Mining exploration entity or oil and gas exploration entity quarterly cash flow report

| | | | |
|------------|---|-------------|--------------|
| 2.2 | Proceeds from the disposal of: | | |
| | (a) entities | - | - |
| | (b) tenements | - | (225) |
| | (c) property, plant and equipment | - | - |
| | (d) investments | - | - |
| | (e) other non-current assets | - | - |
| 2.3 | Cash flows from loans to other entities | - | - |
| 2.4 | Dividends received (see note 3) | - | - |
| 2.5 | Other (provide details if material) | - | - |
| 2.6 | Net cash from / (used in) investing activities | (25) | (180) |

| | | | |
|-------------|---|--------------|--------------|
| 3. | Cash flows from financing activities | | |
| 3.1 | Proceeds from issues of equity securities (excluding convertible debt securities) | 2,332 | 4,453 |
| 3.2 | Proceeds from issue of convertible debt securities | - | - |
| 3.3 | Proceeds from exercise of options | - | - |
| 3.4 | Transaction costs related to issues of equity securities or convertible debt securities | (174) | (330) |
| 3.5 | Proceeds from borrowings | - | - |
| 3.6 | Repayment of borrowings | - | - |
| 3.7 | Transaction costs related to loans and borrowings | - | - |
| 3.8 | Dividends paid | - | - |
| 3.9 | Other (provide details if material) | - | - |
| 3.10 | Net cash from / (used in) financing activities | 2,158 | 4,123 |

| | | | |
|------------|--|--------------|--------------|
| 4. | Net increase / (decrease) in cash and cash equivalents for the period | | |
| 4.1 | Cash and cash equivalents at beginning of period | 2,482 | 1,862 |
| 4.2 | Net cash from / (used in) operating activities (item 1.9 above) | (594) | (1,783) |
| 4.3 | Net cash from / (used in) investing activities (item 2.6 above) | (25) | (180) |
| 4.4 | Net cash from / (used in) financing activities (item 3.10 above) | 2,158 | 4,123 |
| 4.5 | Effect of movement in exchange rates on cash held | - | (1) |
| 4.6 | Cash and cash equivalents at end of period | 4,021 | 4,021 |

| | | | |
|------------|---|------------------------------------|-------------------------------------|
| 5. | Reconciliation of cash and cash equivalents at the end of the quarter (as shown in the consolidated statement of cash flows) to the related items in the accounts | Current quarter \$A'000 | Previous quarter \$A'000 |
| 5.1 | Bank balances | 4,021 | 2,482 |
| 5.2 | Call deposits | - | - |
| 5.3 | Bank overdrafts | - | - |
| 5.4 | Other (provide details) | - | - |
| 5.5 | Cash and cash equivalents at end of quarter (should equal item 4.6 above) | 4,021 | 2,482 |

| | | |
|-----------|---|------------------------------------|
| 6. | Payments to related parties of the entity and their associates | Current quarter \$A'000 |
| 6.1 | Aggregate amount of payments to related parties and their associates included in item 1 | 68 |
| 6.2 | Aggregate amount of payments to related parties and their associates included in item 2 | 8 |

Note: if any amounts are shown in items 6.1 or 6.2, your quarterly activity report must include a description of, and an explanation for, such payments.

6.1: Director fees for services provided during the March 2026 quarter, totalling \$44,333 together with \$23,817 paid as corporate advisory and consulting fees to Mr Rezos and Mrs Kelly.

6.2: CEO fees of \$8,000 for services provided for January 2026 capitalised to exploration and evaluation costs.

Mining exploration entity or oil and gas exploration entity quarterly cash flow report

| 7. Financing facilities | Total facility amount at quarter end \$A'000 | Amount drawn at quarter end \$A'000 |
|--|---|--|
| <i>Note: the term "facility" includes all forms of financing arrangements available to the entity.</i> | | |
| <i>Add notes as necessary for an understanding of the sources of finance available to the entity.</i> | | |
| 7.1 Loan facilities | - | - |
| 7.2 Credit standby arrangements | - | - |
| 7.3 Other (please specify) | - | - |
| 7.4 Total financing facilities | - | - |
| 7.5 Unused financing facilities available at quarter end | Not Applicable | |
| 7.6 | Include in the box below a description of each facility above, including the lender, interest rate, maturity date and whether it is secured or unsecured. If any additional financing facilities have been entered into or are proposed to be entered into after quarter end, include a note providing details of those facilities as well. | |
| | | |

| 8. Estimated cash available for future operating activities | \$A'000 |
|---|--|
| 8.1 Net cash from / (used in) operating activities (item 1.9) | (594) |
| 8.2 Capitalised exploration & evaluation from investing activities) (item 2.1(d)) | (24) |
| 8.3 Total relevant outgoings (item 8.1 + item 8.2) | (618) |
| 8.4 Cash and cash equivalents at quarter end (item 4.6) | 4,021 |
| 8.5 Unused finance facilities available at quarter end (item 7.5) | - |
| 8.6 Total available funding (item 8.4 + item 8.5) | 4,021 |
| 8.7 Estimated quarters of funding available (item 8.6 divided by item 8.3) | 6.51 |
| <i>Note: if the entity has reported positive relevant outgoings (ie a net cash inflow) in item 8.3, answer item 8.7 as "N/A". Otherwise, a figure for the estimated quarters of funding available must be included in item 8.7.</i> | |
| 588 | If item 8.7 is less than 2 quarters, please provide answers to the following questions: |
| 8.8.1 | Does the entity expect that it will continue to have the current level of net operating cash flows for the time being and, if not, why not? |
| Answer: Not Applicable. | |
| 8.8.2 | Has the entity taken any steps, or does it propose to take any steps, to raise further cash to fund its operations and, if so, what are those steps and how likely does it believe that they will be successful? |
| Answer: Not Applicable. | |
| 8.8.3 | Does the entity expect to be able to continue its operations and to meet its business objectives and, if so, on what basis? |
| Answer: Not Applicable. | |
| <i>Note: where item 8.7 is less than 2 quarters, all of questions 8.8.1, 8.8.2 and 8.8.3 above must be answered.</i> | |

Compliance statement

- 1 This statement has been prepared in accordance with accounting standards and policies which comply with Listing Rule 19.11A.
- 2 This statement gives a true and fair view of the matters disclosed.

Date: 22 April 2026

Authorised by: **By the Board of Manhattan Gold Corporation Limited**
(Name of body or officer authorising release – see note 4)

Notes

1. This quarterly cash flow report and the accompanying activity report provide a basis for informing the market about the entity's activities for the past quarter, how they have been financed and the effect this has had on its cash position. An entity that wishes to disclose additional information over and above the minimum required under the Listing Rules is encouraged to do so.
2. If this quarterly cash flow report has been prepared in accordance with Australian Accounting Standards, the definitions in, and provisions of, *AASB 6: Exploration for and Evaluation of Mineral Resources* and *AASB 107: Statement of Cash Flows* apply to this report. If this quarterly cash flow report has been prepared in accordance with other accounting standards agreed by ASX pursuant to Listing Rule 19.11A, the corresponding equivalent standards apply to this report.
3. Dividends received may be classified either as cash flows from operating activities or cash flows from investing activities, depending on the accounting policy of the entity.
4. If this report has been authorised for release to the market by your board of directors, you can insert here: "By the board". If it has been authorised for release to the market by a committee of your board of directors, you can insert here: "By the [name of board committee – eg Audit and Risk Committee]". If it has been authorised for release to the market by a disclosure committee, you can insert here: "By the Disclosure Committee".
5. If this report has been authorised for release to the market by your board of directors and you wish to hold yourself out as complying with recommendation 4.2 of the ASX Corporate Governance Council's *Corporate Governance Principles and Recommendations*, the board should have received a declaration from its CEO and CFO that, in their opinion, the financial records of the entity have been properly maintained, that this report complies with the appropriate accounting standards and gives a true and fair view of the cash flows of the entity, and that their opinion has been formed on the basis of a sound system of risk management and internal control which is operating effectively.