




# Australia's Next Integrated Mining House



13 April 2026

# Company Strategy

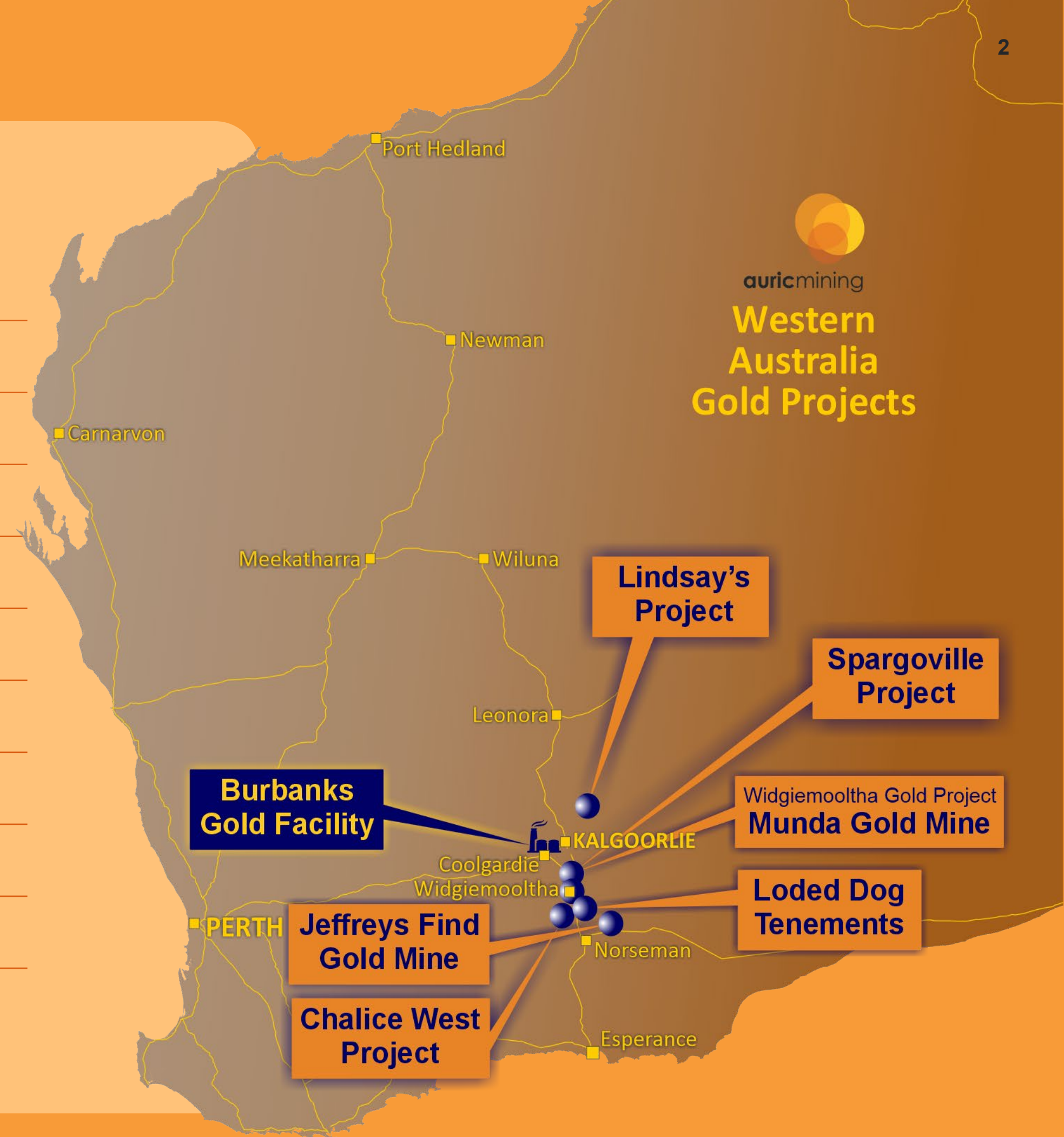
- Focus on Kalgoorlie Region.
- Acquire projects with near-term production capability to fund growth objectives.
- Build processing facility to accelerate growth.
- Expand gold resources via exploration or acquisition.
- Control our destiny from exploration to production.
- Producing 25,000 – 30,000 ounces commencing 1 January 2028.



# Right Commodity

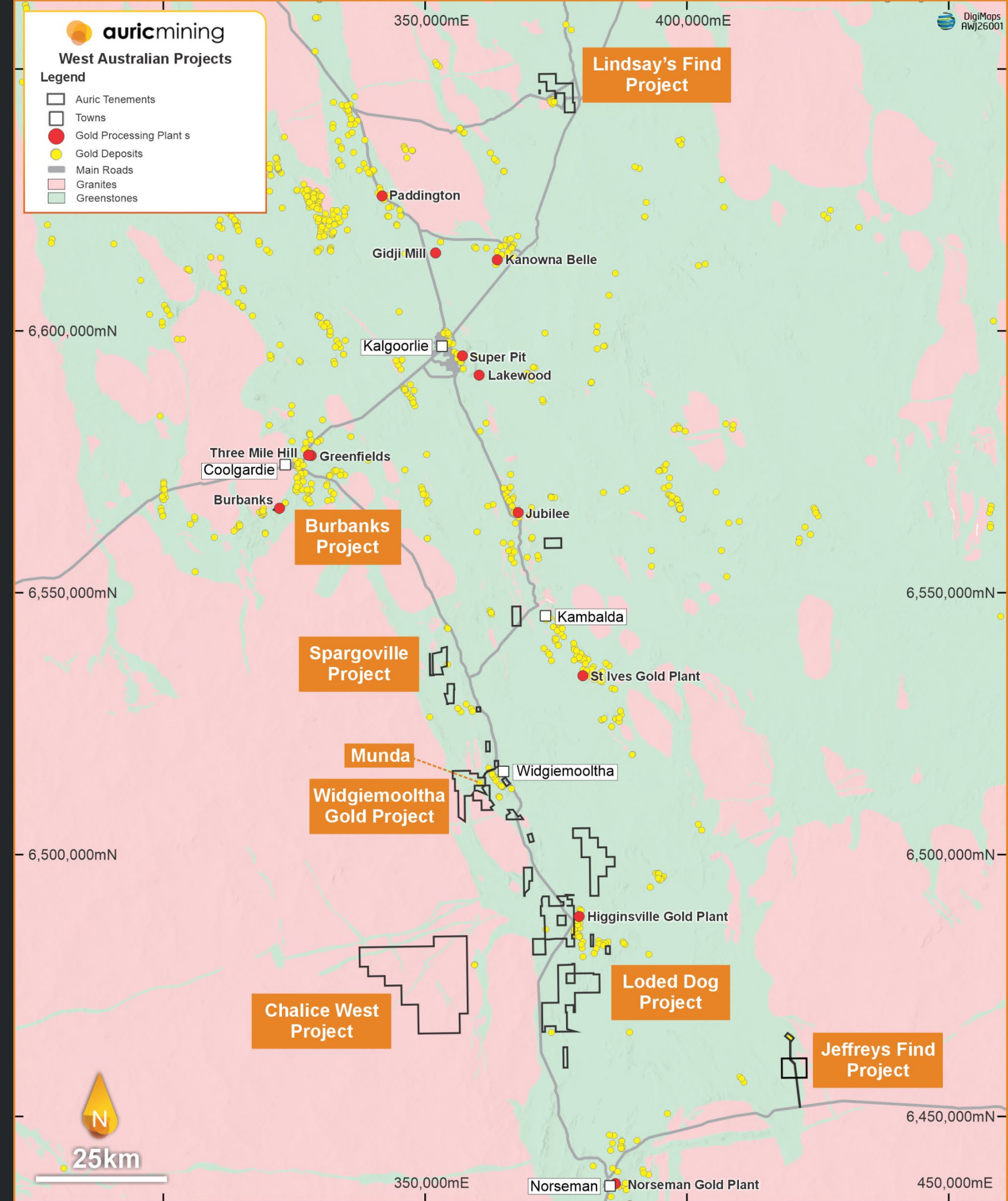
- **Burbanks Gold Facility**
- **Widgiemooltha Gold Project**
  - Munda Gold Mine
  - Widgiemooltha Project
  - Loded Dog Tenements
- **Lindsay's Project\***
- **Spargoville Project**
- **Chalice West Project**
- **Jeffreys Find Gold Mine**

\* Subject to settlement



# Kalgoorlie Focus

- Kalgoorlie world class mining address.
- Excellent infrastructure and support services for gold mining.
- Outstanding location for mining investment.
- Nine Granted Mining Leases.
- 521 square kilometres.
- 73 Tenements.



# Company Milestones

Aug 2019	Incorporated
Sep 2020	Acquisition of Jeffreys Find from Mincor Resources Acquisition of Munda from Estrella Resources
Feb 2021	Listed on the ASX
May 2023	Commenced mining at Jeffreys Find
May 2025	Mining commences at Munda Gold Mine
July 2025	Sign toll milling agreement for Munda with Black Cat Syndicate
Sep 2025	Completion of acquisition of Burbanks Mill
Oct 2025	Commence toll treatment at Lakewood Mill
Nov 2025	Tenement Sale Agreement for Lindsay's Gold Project signed
Jan 2026	Toll processing recommences at Lakewood Mill
Feb 2026	Starter Pit Mining completed at Munda
Mar 2026	Final cash distribution from Jeffreys Find Gold Mine
Mar 2026	Sale of all gold from Munda Gold Mine, Realises \$64M



Auric is a gold producer in the heart of WA's Goldfields.

# Company Snapshot

13 April 2026

**187.0** million  
Shares on issue

**1,606**  
Number of Shareholders

**10.5** million  
Unlisted Options on issue

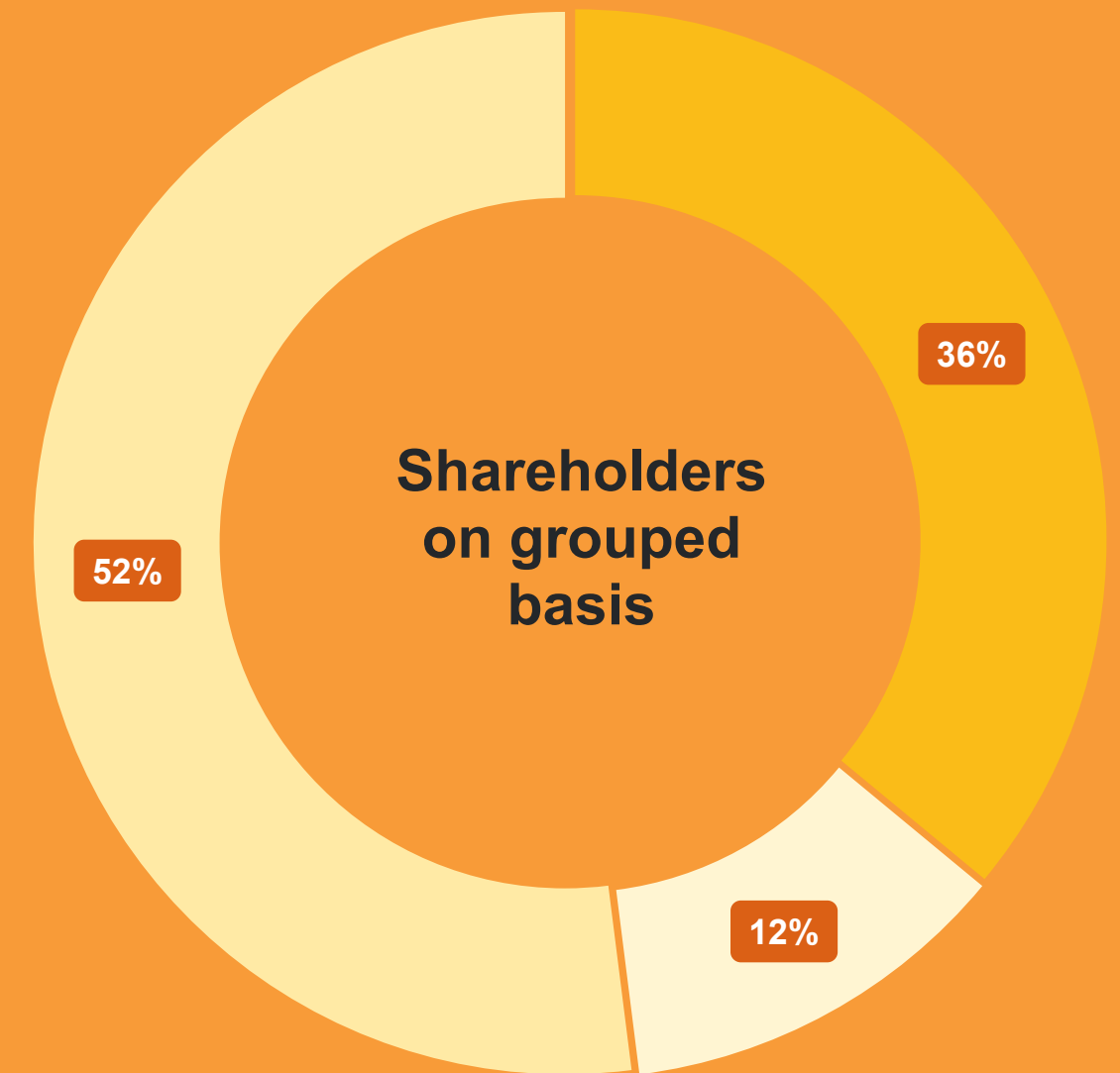
**48%**  
Top 20 Shareholders  
Directors 12%

**\$67.0** million  
Market Cap

**\$49.0** million  
Cash & Real Estate

**\$0.0** million  
Hedging

**\$3.0** million  
Undrawn Debt Facility



# Board of Directors

A Board with a track record of successful gold discovery, development and production.

## Steven Morris Non-Executive Chairman

Steven has over 25 years' experience in financial markets. He was Head of Private Clients (Australia) for Patersons Securities, Managing Director of Intersuisse Ltd, Founder and Managing Director of Peloton Shareholder Services and held senior executive roles in the Little Group.

Steven spent nine years on the board of the Melbourne Football Club. Steven was a Non-Executive Director of De Grey Mining Ltd ("DEG") from 2014 to 2019 and Chairman of ASX-listed Purifloh Ltd ("PO3") from 2013 to 2019.

Currently, Steven serves as a Non-Executive Director at EverGold Lithium (ASX:EG1).

## Mark English Managing Director

Mark has a Bachelor of Business degree, is a Chartered Accountant, member of the Australian Institute of Company Directors, fellow of the Australian Institute of Chartered Accountants, and with a 45-year career in the resources sector and corporate services.

As Managing Director he spearheaded Auric's march to an ASX listing. On a day-to-day basis, Mark has particular responsibility for Company strategy, financial management, corporate development and acquisition opportunities.

As co-founder and Managing Director of Auric, Mark has been actively involved in all business activities since inception.

## John Utley Technical Director

Co-founder John holds a Masters degree in earth sciences from the University of Waikato in New Zealand, with a 40 year career in mining and exploration focussed on the gold sector. He is a member of the Australian Institute of Geoscientists (AIG) and the Australian Institute of Mining and Metallurgy (AusIMM).

John has worked in Australia, South America, Papua New Guinea and in Canada where he was Chief Geologist for Atlantic Gold Corporation during exploration and development of the Touquoy Gold Mine and other gold deposits in Nova Scotia prior to its acquisition by St Barbara.

John previously worked with Plutonic Resources Ltd, where he was head of the exploration at Darlot Gold Mine, during the discovery and development of the 2.3 million ounce Centenary gold deposit.



# Burbanks Gold Facility

- Acquired Burbanks Gold Processing Facility at Coolgardie for \$4.4 million.
- Main infrastructure benefits include three-phase power, water licence, bitumen road, granted mining leases, permits and location close to Coolgardie.
- Accelerated development timeline and reduced capital outlay by leveraging existing infrastructure.
- Technical studies have commenced. Scoping study for 500,000 tpa plant to be delivered by 31 May 2026.
- Scott Bailey – Processing Manager appointed. Commencing 20 April 2026.

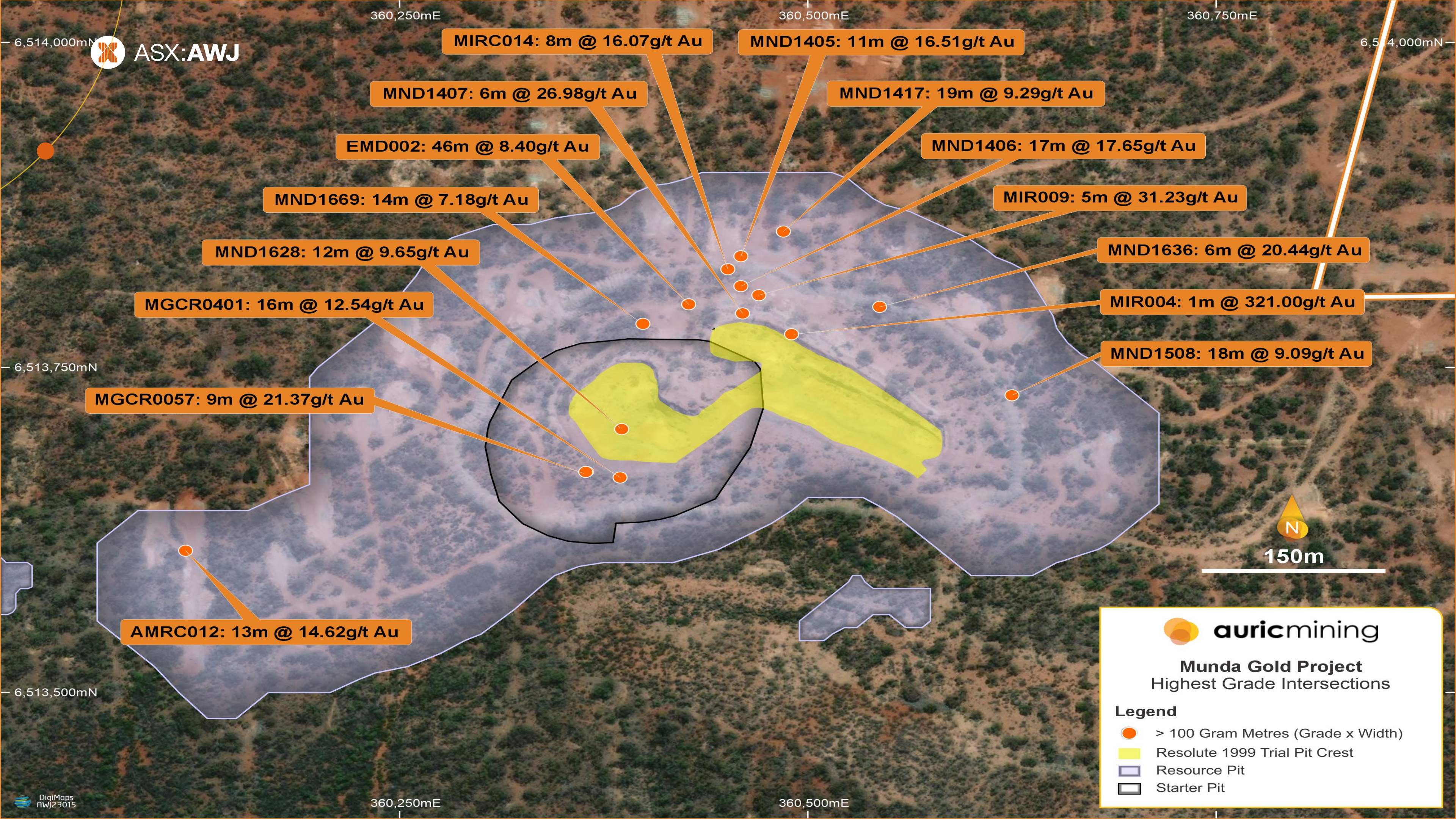


# Munda Gold Mine

- The Munda Gold Mine is presently Auric's major asset. It has a Mineral Resource estimate of 145,000 ounces of gold.<sup>1</sup>
- Further studies – environmental, hydrological and geotech for larger pit footprint, grade control drilling for near surface mineralisation.
- Expand resource drilling.
- Mine reconciliation and planning underway for main pit.
- Update resource model.

<sup>1</sup> Appendix 2





MIRC014: 8m @ 16.07g/t Au

MND1405: 11m @ 16.51g/t Au

MND1407: 6m @ 26.98g/t Au

MND1417: 19m @ 9.29g/t Au

EMD002: 46m @ 8.40g/t Au

MND1406: 17m @ 17.65g/t Au

MND1669: 14m @ 7.18g/t Au

MIR009: 5m @ 31.23g/t Au

MND1628: 12m @ 9.65g/t Au

MND1636: 6m @ 20.44g/t Au

MGCR0401: 16m @ 12.54g/t Au





MIR004: 1m @ 321.00g/t Au

MND1508: 18m @ 9.09g/t Au

MGCR0057: 9m @ 21.37g/t Au

AMRC012: 13m @ 14.62g/t Au

**Legend**

-  > 100 Gram Metres (Grade x Width)
-  Resolute 1999 Trial Pit Crest
-  Resource Pit
-  Starter Pit

# Numerous high-grade intersections highlight the enormous potential at the Munda Gold Deposit



Hole ID	From (m)	To (m)	Length (m)	Au (g/t)	Grade x Length
EMD002	102	148	46.00	8.40	386.2
MIRC004	51	52	1.00	321.00	321.0
MND1406	53	70	17.00	17.65	300.1
MGCR0401	8	24	16.00	12.54	200.6
MGCR0057	18	27	9.00	21.37	192.3
AMRC012	60	73	13.00	14.62	190.1
MND1405	72	83	11.00	16.51	181.6
MND1417	111	130	19.00	9.29	176.6
MND1508	96	114	18.00	9.09	163.6
MND1407	70	76	6.00	26.98	161.9
MIRC009	46	51	5.00	31.23	156.2
MIRC014	40	48	8.00	16.07	128.5
MND1636	94	100	6.00	20.44	122.6
MND1628	5	17	12.00	9.65	115.8
MND1669	47	61	14.00	7.18	100.5

(Intersections greater than 100 gram x metres per tonne)



# Munda Starter Pit

Final Production Metrics	Budget	Campaign One	Campaign Two	Total
Dry Tonnes Milled	125,000	57,00	68,154	126,054
Reconciled Head Grade g/t	1.8	1.61	3.18	2.46
Mill Recovery	83%	90.67%	88.67%	89.50%
Gold Recovered (oz)	6,100	2,718	6,168	8,886

# Munda Gold Mine

## Stage 2 Development

### Planned Activities

- |                       |  |
|-----------------------|--|
| <b>Q2<br/>2026</b>    | <ul style="list-style-type: none"> <li>• Starter Pit reconciliation with resource model.</li> <li>• Refine Munda resource models.</li> </ul>   |
| <b>Q2/Q3<br/>2026</b> | <ul style="list-style-type: none"> <li>• Pit optimisations at a range of gold prices.</li> <li>• Expand vegetation survey.</li> <li>• Geotechnical drilling.</li> <li>• Hydrological investigation.</li> </ul> |
| <b>Q3/Q4<br/>2026</b> | <ul style="list-style-type: none"> <li>• Mine Development &amp; Closure Plan (MDCP) permit application submitted.</li> </ul>   |
| <b>Q1<br/>2027</b>    | <ul style="list-style-type: none"> <li>• Engage mining team and relevant contractors.</li> </ul>   |
| <b>Q2/Q3<br/>2027</b> | <ul style="list-style-type: none"> <li>• Mining full pit for delivery to Burbanks.</li> </ul>  |



# ● Lindsay's Project

- Tenement Sale Agreement executed. Tenure matters to resolve.
- Located 60km northeast of Kalgoorlie, WA.
- Project comprises 7 tenements and includes partially mined Parrot Feathers gold deposit.
- Potential for near-term open pit gold mining.
- Total purchase price \$4 million. Cash component \$2 million plus \$2 million in shares (subject to voluntary escrow) plus royalties.
- Planning of mining activities commenced. Target Q2/Q3 2027.
- Lindsay's will be a major growth asset.



# Spargoville Project

- Fugitive Prospect & Anomaly 37 have emerged as highly prospective targets for further drilling.
- The assets sit north of and close to the Wattle Dam Gold Mine – a high grade mine which produced 267,000 ounces of gold at an average of 10.6g/t between 2006 and 2012 for Ramelius Resources.<sup>1</sup>
- The Spargoville tenements also sit just south of Spargos Reward, owned by Westgold Resources, which produced 37,439 ounces of gold at 3.1g/t Au between 2021 and 2022.<sup>2</sup>
- The anomalous core to the Fugitive Prospect extends over 700m length.

Hole ID	Fugitive - Best results (Auric drill holes)
ASRC021	2m @ 10.69g/t Au from 81m
ASRC016	1m @ 12.1g/t Au from 132m
ASRC014	9m @ 0.99g/t Au from 73m
ASRC023	7m @ 4.88g/t Au from 45m, including 3m @ 10.36g/t from 48m
ASRC012	13m @ 1.35g/t Au from 58m

- Significant exploration potential. AC & RC drilling programs planned for Q2/2026.

<sup>1</sup> Astral Resources Website 2025, <https://maximusresources.com/wattle-dam>

<sup>2</sup> Westgold Resources Limited 2024: NI 43-101 Technical result, Higginsville Gold Deposit, Eastern Goldfields, WA.



# Loded Dog Tenements

- Auric has added to its holdings around Higginsville with the purchase of eight tenements for \$475,000 plus milestone payments and royalties.
- Numerous gold deposits, periodically mined in the area, close to the 1 million+ ounce Trident deposit.<sup>1</sup>

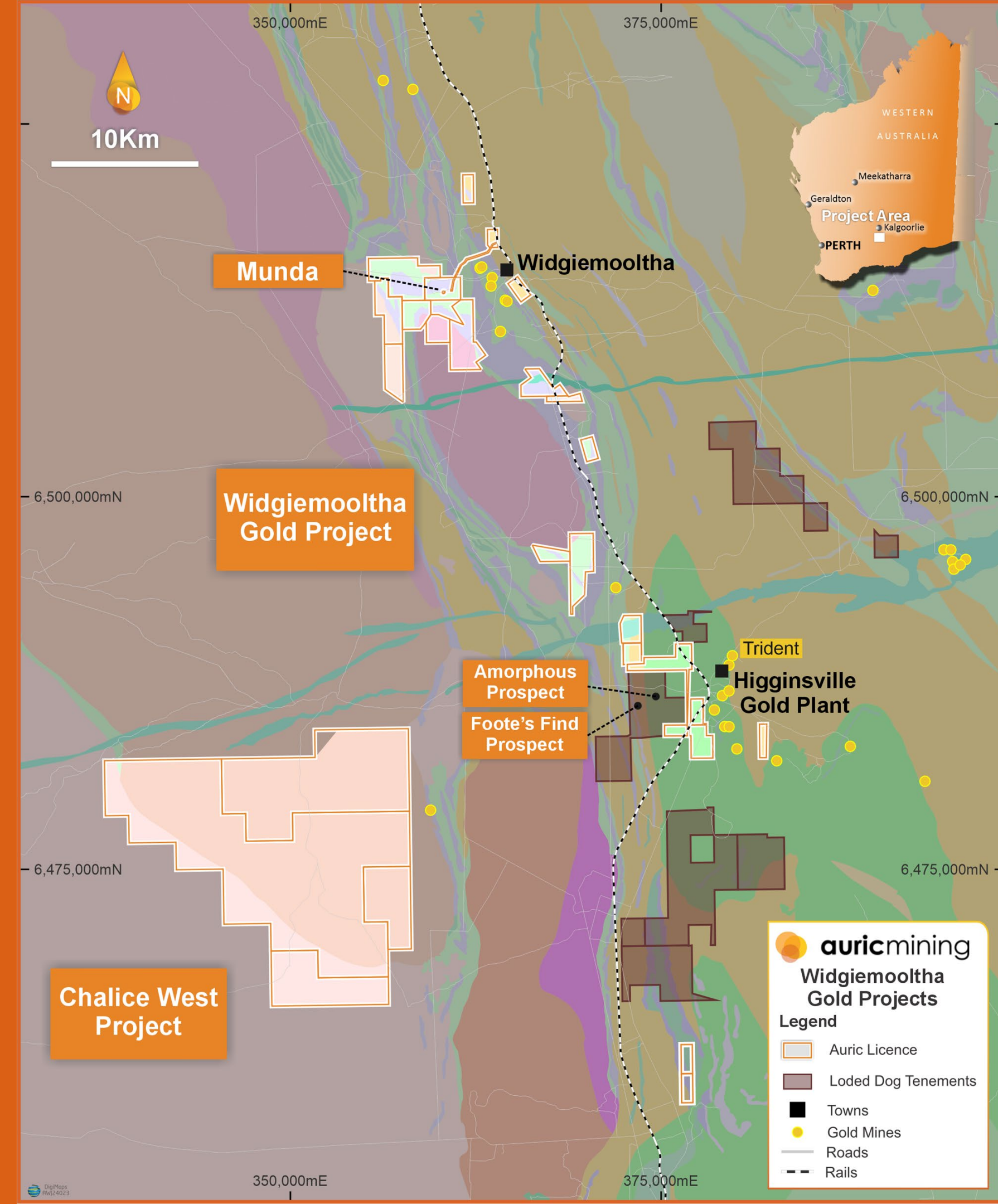
## Significant assays at a 0.5g/t cut-off from Amorphous include:

Hole ID	Hole Type	Results
AMC0007	RC	2m @ 10.27g/t Au from 28m
AMR0013	RAB	2m @ 8.63g/t Au from 22m
AMR0015	RAB	5m @ 5.16g/t Au from 18m

## Significant assays at a 0.5g/t cut-off from Foote's Find include:

Hole ID	Hole Type	Results
FFP0010	RC	3m @ 4.65g/t Au from 30m
FFRC001	RC	3m @ 4.99g/t Au from 41m
FFRC002	RC	4m @ 3.06g/t Au from 31m

- Significant exploration potential. AC & RC drilling programs planned for Q2/2026.



<sup>1</sup> Westgold Resources Limited 2024: NI 43-101 Technical result, Higginsville Gold Deposit, Eastern Goldfields, WA.

# Chalice West

- Chalice West tenements adjacent to Chalice Gold Mine. In 7 years from 1995, Chalice Gold Mine produced 672,000 ounces at an average grade of 5.2g/t.
- Gold and Rare Earths elements remain exploration focus on 371 square kilometers of tenements.
- Previous drilling 235 holes targeting an analogue/s to the Chalice Gold Mine.
- Drilling revealed previously unrecognized greenstones with geology mirroring Chalice Gold Mine.
- Significant exploration potential. AC & RC drilling programs planned for Q2/2026.



# Jeffreys Find Gold Mine

- Short-life mine generating more than \$112 million in gold sales.
- Auric total cash cost on acquisition, development and all associated costs approximately \$1.2 million.
- Joint mining agreement with BML Ventures Pty Ltd on 50:50 basis.
- Cash distributions to Auric \$16.5 million.
- Auric back in management control of the mine.

## Financial Data

<b>Gold Sold</b>	<b>29,537 ounces</b>
Gold Sales	A\$112 million
Total Costs	A\$79 million
Net Surplus	A\$33 million
Cash to Auric 50%	A\$16.5 million
Average Sale Price/Ounce	A\$3,792





# Other Assets


- Fully equipped 20-man Mining Camp purchased September 2025.
- Camp ideally located six kilometers from Munda Gold Mine. Purchase includes other infrastructure and water rights.
- Corporate office and warehouse purchased July 2024.
- Value of camp and office exceeds \$3,000,000.

# Key Financial Information

Auric Mining Limited	Financial Year 2023 <sup>1</sup>	Financial Year 2024 <sup>2</sup>	Financial Year 2025 <sup>3</sup>
<b>Total Revenue</b>	\$4,790,000	\$8,450,000	\$20,620,000
<b>Net Profit After Tax</b>	\$1,313,000	\$2,690,000	\$5,170,000
<b>Total Assets</b>	\$13,309,000	\$21,621,000	\$34,773,000
<b>Total Equity</b>	\$11,933,000	\$17,937,000	\$29,746,000



<sup>1</sup> Financial Statements: ASX 23 March 2024  
<sup>2</sup> Financial Statements: ASX 31 March 2025  
<sup>3</sup> Financial Statements: ASX 30 March 2026



# Strategic Priorities

## Priorities 2026–2028

- Advance Burbanks and technical appointments. Final decision 31 May 2026.
- Expand board and management capabilities.
- Finalise Lindsay's acquisition; complete resource estimate, mine planning & permitting.
- Commence construction of Burbanks Facility.
- Commence mining at Munda and Lindsay's Q3/Q4 2027.
- Burbanks Plant operational to process ore from Q4 2027.
- Grow Munda + Lindsay's resources to 300,000 oz.
- Achieve 500,000 oz total resource base by December 2028 via exploration or strategic acquisitions.

# Investment Proposition

**Strong Foundations:** Proven Team, Exceptional Performance, Right Strategy, Robust Growth

**Cash & Agility:** Well-funded and able to act quickly on opportunities

**Growth Options:** Expansion through acquisitions and exploration

**Resource Growth:** Extending mine life and ounces through drilling & new acquisitions

**Munda Upside:** Transitioning to main pit with near-term full production

**Burbanks Strategy:** Optimising mill capacity. Our mantra: Own the infrastructure, own the cash flow

**Leadership in Place:** Key executives appointed to lead mill build and to deliver fully integrated operation

**Strengthened Board:** Positioning Auric for next phase of growth and higher valuation

**Integrated Vision:** Aligning mining and production, elevating Auric to next level as an integrated mining house

# Appendix 1: Compliance Statement & ASX Announcements

The information in this presentation relating to exploration results, production targets and mining production is extracted from the following announcements all of which are available to view on the Auric website [www.auricmining.com.au](http://www.auricmining.com.au). The company confirms that it is not aware of any new information or data that materially affects the information included in the original market announcements. The company confirms that the form and context in which the Competent Person's findings are presented have not been materially modified from the original market announcements.

Information on the Resource Estimates for current resources is extracted from the 2024 Annual Report to shareholders announced to the ASX on 30 April 2025 and is available to view on the Company's website; [www.auricmining.com.au](http://www.auricmining.com.au). The Company confirms that it is not aware of any new information or data that materially affects the information included in the original market announcement and that all material assumptions and technical parameters underpinning the estimates in the relevant market announcement continue to apply and have not materially changed. The Company confirms that the form and context in which the Competent Person's findings are presented have not been materially modified from the original market announcement.

Information on the Ore Reserve for the Munda Starter Pit is extracted from the report Munda Gold Deposit Starter Pit Ore Reserve announced to the ASX on 10 December 2024 and is available to view on the Company's website; [www.auricmining.com.au](http://www.auricmining.com.au). The Company confirms that it is not aware of any new information or data that materially affects the information included in the original market announcement and that all material assumptions and technical parameters underpinning the production target and the forecast financial information in the relevant market announcement continue to apply and have not materially changed. The Company confirms that the form and context in which the Competent Person's findings are presented have not been materially modified from the original market announcement.

Date of Announcement	Announcement Heading
18 November 2020	Independent Geologists Report in Auric Mining Limited Prospectus
28 June 2023	Positive Scoping Study for Munda Gold Project
12 December 2024	Munda Gold Deposit Starter Pit Ore Reserve
24 February 2025	Jeffreys Find Gold Mine Gold Sales Exceed \$100 Million
25 February 2025	Auric To Acquire Loded Dog Tenements Proximal To Higginsville Gold Deposits
13 March 2025	Due Diligence Completed Auric To Acquire Burbanks Facility
8 April 2025	Loded Dog Tenements Stage One Settlement Completed
30 April 2025	2024 Annual Report to Shareholders
13 May 2025	Mining Commences at Munda Gold Mine
7 July 2025	Munda Toll Milling and Ore Purchase Agreement Executed
9 July 2025	Final Milling 60,000 Tonnes of Jeffreys Find Ore Commenced
9 September 2025	Completion of Purchase of Munda Related Assets
1 October 2025	Auric Successfully Completes Acquisition of Burbanks Plant
14 October 2025	Toll Milling of First Munda Ore Parcel Commenced
28 October 2025	Lindsays Gold Project Acquisition Update
5 November 2025	First Munda Gold Mine Sales at average A\$6,130 an ounce
1 December 2025	Munda Gold Mine Campaign One Results
28 January 2026	Quarterly Activities Report
19 March 2026	Final Munda Starter Pit Outperforms For Golden Results
24 March 2026	Strong Bullion Sales Make For Shining Munda Finale
30 March 2026	31 December 2025 – Excellent Financial Results

## Appendix 2: Current Resources<sup>1</sup>

Current Mineral Resource Estimates					
Deposit	Cut off	Category	Tonnes	Au	Au
	Au g/t		(Thousand)	g/t	koz
Munda <sup>2</sup>	0.5 g/t	Indicated	3,350	1.22	131
		Inferred	300	1.4	14
		<b>Total</b>	<b>3,650</b>	<b>1.23</b>	<b>145</b>
Jeffreys Find Resources	0.6 g/t	Measured	18	1.22	1.5
Jeffreys Find Stockpiles <sup>3</sup>	0.6 g/t	Measured	47	1.4	2.6
		<b>Total</b>	<b>65</b>	<b>1.96</b>	<b>4.1</b>
Combined	0.6 g/t	Measured	65	1.96	4.1
	0.5 g/t	Indicated	3,350	1.22	131
	0.5 g/t	Inferred	300	1.4	14
		<b>Total</b>	<b>3,715</b>	<b>1.25</b>	<b>149.1</b>

**Note: Numerical differences may occur due to rounding**

<sup>1</sup> (ASX:AWJ): 30 April 2025: 2024 Annual Report to Shareholders.

<sup>2</sup> Munda Starter Pit is now being mined.

<sup>3</sup> All Jeffreys Find stockpiles have now been processed.

# Appendix 3: Forward Looking Statements

This presentation does not include all available Information on Auric Mining Limited and should not be used in isolation as a guide to investing in the Company. Any potential investor should also refer to Auric Mining Limited's Annual Reports and take independent professional advice before considering investing in the Company. For further information about Auric Mining Limited, visit our website

[www.auricmining.com.au](http://www.auricmining.com.au)

## Forward-Looking Statements

This Presentation contains forward-looking statements which are identified by words such as 'may', 'could', 'believes', 'estimates', 'targets', 'expect', or 'intends' and other similar words that involve risks and uncertainties. These statements are based on an assessment of present economic and operating conditions, and on a number of assumptions regarding future events and actions that, as at the date of this Presentation, are considered reasonable. Such forward-looking statements are not a guarantee of future performance and involve known and unknown risks, uncertainties, assumptions and other important factors, many of which are beyond the control of the Company, the Directors and the management. The Directors cannot and do not give any assurance that the results, performance or achievements expressed or implied by the forward-looking statements contained in this Presentation will actually occur and investors are cautioned not to place undue reliance on these forward-looking statements.

## Disclaimer

Whilst care has been exercised in preparing and presenting this presentation, to the maximum extent permitted by law, the Company and its representatives:

- Make no representation, warranty or undertaking, express or implied, as to the adequacy, accuracy, completeness or reasonableness of this Presentation;
- Accept no responsibility or liability as to the adequacy, accuracy, completeness or reasonableness of this Presentation; and Accept no responsibility for any errors or omissions from this Presentation.

## Mineral Resources Reporting Requirements

As an Australian Company with securities listed on the Australian Securities Exchange (ASX), Auric is subject to Australian disclosure requirements and standards, including the requirements of the Corporations Act 2001 and the ASX. Investors should note that it is a requirement of the ASX listing rules that the reporting of mineral resources in Australia is in accordance with the JORC Code and that Auric's mineral resource estimates are reported in compliance with the JORC Code, 2012 edition. The terms used in this announcement are as defined in the JORC Code.

# Thank You

We're an exciting story - all happening in the shadow of The Golden Eagle, the legendary 1,135 ounce nugget discovered just a few kilometres from our Munda Gold Deposit.


Feel free to engage with us directly. We welcome your enquiries.

**Please join us**

Follow our communications



[auricmining.com.au](http://auricmining.com.au)



**auricmining**

At today's value The Golden Eagle would sell for more than \$4 million based on the gold alone. As a nugget it is maybe worth double that.