



High-Grade Copper and Gold

Ongoing Consistent Growth at the Green Bay Project

- **Building world-class scale: 50.4Mt @ 2.0% CuEq for 863kt Cu and 546koz Au in M&I + 29.3Mt @ 2.5% CuEq for 566kt Cu and 563koz Au in Inferred**
- **Exceptional High-Grade Core Zone: 8.8Mt @ 3.9% CuEq for 346kt CuEq in M&I + 10.9Mt @ 3.8% CuEq for 414kt CuEq Inferred**
- **Continued Growth** - Multiple drill rigs turning
- **Dominant Land Position** - A major copper and gold VMS mineral district
- **Mining Studies in 2026** - Exceptional Infrastructure and **Project is already Environmentally Permitted**
- **Pickle Crow Gold Project** - A value creation opportunity for FireFly shareholders

**Adelaide
9 April 2026**

DISCLAIMER, COMPLIANCE & CAUTIONARY STATEMENTS

This presentation has been prepared by FireFly Metals Ltd (**Company**) based on information from its own and third party sources. No party other than the Company has authorised or caused the issue, lodgement, submission, dispatch or provision of this presentation, or takes any responsibility for, or makes or purports to make any statements, representations or undertakings in this presentation.

To the maximum extent permitted by law, the Company and its related bodies corporate, and their respective directors, officers, employees, agents and advisers:

- (i) disclaim all responsibility and liability (including, without limitation, any liability arising from fault, negligence or negligent misstatement) for any expenses, losses, damages or costs incurred by you (including consequential or contingent loss or damage) arising from this presentation or reliance on anything contained in or omitted from it or otherwise arising in connection with this presentation, including any errors or omissions however caused, lack of accuracy, completeness, currency or reliability, or any reliance you or any other person may place on this presentation or its accuracy, completeness, currency or reliability;
- (ii) disclaim any obligations or undertaking to release any updates or revision to the information in this presentation to reflect any change in expectations or assumptions; and
- (iii) do not make any representation or warranty, express or implied, as to the accuracy, reliability, completeness of the information in this presentation or that this presentation contains all material information about the Company, or that a prospective investor or purchaser may require in evaluating a possible investment in the Company or acquisition of shares in the Company (**Shares**), or likelihood of fulfilment of any Forward-looking Statement (defined below) or any event or results expressed or implied in any Forward-looking Statement.

NO NEW INFORMATION OR DATA – GREEN BAY AND PICKLE CROW PROJECTS

This presentation contains references to the Mineral Resource Estimate at the Green Bay Project which have been extracted from the Company's ASX announcement dated 18 November 2025, titled 'Mineral Resource increases 51% to 1.4Mt of copper and 1.1Moz of gold' (**MRE Announcement**). Refer to Appendix 1 for a full break-down of the Green Bay Mineral Resource Estimate. The Mineral Resource Estimate for Little Deer referred to in this announcement was first reported in the Company's ASX announcement dated 29 October 2024, titled 'Resource Increases 42% to 1.2Mt of contained metal at 2% Copper Eq'. Also refer to the Technical Reports for the Ming Copper Gold Mine and Little Deer Copper Project available on SEDAR+. An updated Technical Report for the Ming Copper Gold Mine was filed on SEDAR+ by the Company on 1 December 2025.

This presentation also contains references to the Inferred Mineral Resource Estimate at the Pickle Crow Project (currently 11.9Mt at 7.2g/t for 2.8Moz gold) which have been extracted from the Company's ASX announcement dated 4 May 2023, titled 'High-Grade Inferred Gold Resource Grows to 2.8Moz at 7.2g/t'.

The exploration results referred to in this announcement were first reported by the Company in the ASX announcements cross-referenced in this announcement.

The Company confirms that it is not aware of any new information or data that materially affects the information included in the original announcements and that, in the case of Mineral Resources, all material assumptions and technical parameters underpinning the Mineral Resource Estimates in the original announcements continue to apply and have not materially changed. The Company confirms that the form and context in which the Competent Persons' findings are presented have not been materially modified from the original market announcements.

The Company has made reference to historic drilling and exploration results from a variety of exploration companies over the past 60 years that had previously explored its Projects. References to previous announcements should be read in conjunction with this presentation.

METAL EQUIVALENTS

Metal equivalents for the Mineral Resource Estimates have been calculated at a copper price of US\$8,750/t, gold price of US\$2,500/oz and silver price of US\$25/oz. Individual Resource grades for the metals are set out at Appendix 1 of this presentation. Copper equivalent was calculated based on the formula $CuEq(\%) = Cu(\%) + (Au(g/t) \times 0.82190) + (Ag(g/t) \times 0.00822)$. Metallurgical factors have been applied to the metal equivalent calculation. Copper recovery used was 95%. Historical production at the Ming Mine has a documented copper recovery of ~96%. Precious metal metallurgical recovery was assumed at 85% on the basis of historical recoveries achieved at the Ming Mine in addition to historical metallurgical test work to increase precious metal recoveries.

Metal equivalents for drilling and exploration results have been calculated at a copper price of US\$8,750/t, gold price of US\$2,500/oz, silver price of US\$25/oz and zinc price of US\$2,500/t. Individual grades for the metals are set out at Appendix 1 of this presentation. Metallurgical factors have been applied to the metal equivalent calculation. Copper recovery used was 95%. Historical production at the Ming Mine has a documented copper recovery of ~96%. Precious metal metallurgical recovery was assumed at 85% based on historical recoveries achieved at the Ming Mine in addition to historical metallurgical test work to increase recoveries. Zinc recovery is applied at 50% based on historical processing and potential upgrades to the mineral processing facility. Copper equivalent was calculated based on the formula $CuEq(\%) = Cu(\%) + (Au(g/t) \times 0.82190) + (Ag(g/t) \times 0.00822) + (Zn(\%) \times 0.15038)$.

In the opinion of the Company, all elements included in the metal equivalent calculations have a reasonable potential to be recovered and sold based on current market conditions, metallurgical test work, and the Company's operational experience.

FOREIGN RESOURCE ESTIMATE – GREEN BAY PROJECT (AUGUST 2023)

The Company first announced the foreign estimate of mineralisation for the Green Bay Project on 31 August 2023 (**Foreign Estimate**). At that time, the Mineral Resource Estimate was a foreign estimate prepared in accordance with Canadian National Instrument 43-101. A competent person had not done sufficient work to classify the Foreign Estimate as Mineral Resources in accordance with the JORC Code. It was uncertain that, following evaluation and/or further exploration work, the Foreign Estimate would be able to be reported as Mineral Resources in accordance with the JORC Code.

The Foreign Estimate has now been superseded by the Mineral Resource Estimate prepared in accordance with the JORC Code (2012 Edition) presented in the MRE Announcement. The Foreign Estimate is referenced in this presentation for comparative purposes only.

Please refer to the ASX announcement dated 31 August 2023 titled 'AuTECO to acquire Green Bay Copper-Gold Project in Newfoundland, Canada' for supporting information and details regarding the Foreign Estimate.

JORC CODE (2012 EDITION) AND NI 43-101

Mineral Resource Estimates and Exploration Results are calculated in accordance with the 2012 Edition of the Australasian Code for Reporting of Exploration Results, Mineral Resources and Ore Reserves (**JORC Code (2012 Edition)**) and Canadian National Instrument 43-101 – Standards of Disclosure for Mineral Projects (**NI 43-101**).

Investors outside of Australia and Canada should note that they may not comply with the relevant guidelines in other countries and, in particular, may not comply with Item 1300 of Regulation S-K, which governs disclosures in registration statements filed with the SEC. Information contained in this presentation describing mineral deposits may not be comparable to similar information made public by companies subject to the reporting and disclosure requirements of US securities laws.

DISCLOSURE OF TECHNICAL INFORMATION

All technical and scientific information in this presentation has been reviewed and approved by Group Chief Geologist, Mr Juan Gutierrez BSc, Geology (Masters), Geostatistics (Postgraduate Diploma), who is a Member and Chartered Professional of the Australasian Institute of Mining and Metallurgy and a Member of the Australian Institute of Geoscientists. Mr Gutierrez is a Competent Person as defined in the JORC Code (2012 Edition) and a Qualified Person as defined in NI 43-101. Mr Gutierrez consents to the inclusion in this presentation of the matters based on his information in the form and context in which they appear.

FORWARD-LOOKING STATEMENTS

This presentation may contain certain forward-looking statements and forward-looking information concerning the Company, including but not limited to statements and information regarding the Company's plans, forecasts and projections with respect to its mineral properties and programs, estimated Mineral Resources, cost projections, plans, strategies and objectives (**Forward-looking Statements**). Forward-looking Statements may be identified by the use of words such as "may", "might", "could", "would", "will", "expect", "intend", "believe", "forecast", "milestone", "objective", "predict", "plan", "scheduled", "estimate", "anticipate", "continue", or other similar words and may include statements regarding plans, strategies and objectives.

Although the Forward-looking Statements contained in this presentation reflect management's current beliefs based upon information currently available to management and based upon what management believes to be reasonable assumptions, such Forward-looking Statements are estimates for discussion purposes only and should not be relied upon. They are not guarantees of future performance and involve known and unknown risks, uncertainties and other factors many of which are beyond the control of the Company. Such factors may include changes in commodity prices, foreign exchange fluctuations, changes in economic, social and political conditions, and changes to applicable regulation.

Forward-looking Statements are inherently uncertain and involve known and unknown risks and uncertainties. Forward-looking Statements, and anticipated future results, performance or achievements expressed or implied by such Forward-looking Statements, may therefore differ materially from results and performance ultimately achieved by the Company. The performance of the Company may be influenced by a number of factors which are outside the control of the Company and its related bodies corporate and their respective directors, officers, employees, advisers and agents. Forward-looking Statements are inherently subject to business, economic, competitive, political and social uncertainties and contingencies. Many factors could cause the Company's actual results to differ materially from those expressed or implied in any Forward-looking Statements provided by the Company, or on behalf of the Company.

Forward looking Statements in this presentation are based on the Company's beliefs, opinions and estimates as of the dates the forward-looking Statements are made, and no obligation is assumed to update Forward-looking Statements if these beliefs, opinions and estimates should change or to reflect other future developments. Although management believes that the assumptions made by the Company and the expectations represented by such information are reasonable, there can be no assurance that the Forward-looking Statements will prove to be accurate and undue reliance should not be placed on Forward-looking Statements. The Company does not undertake to update any Forward-looking Statements based on new information, future events or circumstances or otherwise, except in accordance with applicable securities laws. No representation, warranty or undertaking, express or implied, is given or made by the Company that any events expressed or implied in any Forward-looking Statements in this presentation will actually occur.

NOT A PROSPECTUS, DISCLOSURE OR OFFERING DOCUMENT

This presentation is not a prospectus, disclosure document or other offering document under Australian law or under any other law. It is provided for information purposes and is not an invitation nor offer of shares or recommendation for subscription, purchase, sale or any other transaction in any jurisdiction. This presentation does not purport to contain all the information that a prospective investor may require in connection with any potential investment in the Company. Each recipient must make its own independent assessment of the Company before acquiring any Shares.

NOT INVESTMENT ADVICE

Each recipient of the presentation should make its own enquiries and investigations regarding all information in this presentation including but not limited to the assumptions, uncertainties and contingencies which may affect future operations of the Company and the impact that different future outcomes might have on the Company. Information in this presentation is not intended to be relied upon as advice to investors or potential investors and has been prepared without taking account of any person's individual investment objectives, financial situation or particular needs. Before making an investment decision, prospective investors should consider the appropriateness of the information having regard to their own investment objectives, financial situation and needs and seek legal, accounting and taxation advice appropriate to their jurisdiction. The Company is not licensed to provide financial product advice in respect of its securities.

INVESTMENT RISK

There are a number of risks specific to the Company and of a general nature which may affect the future operating and financial performance of the Company and the value of an investment in the Company, including and not limited to the Company's capital requirements, the potential for shareholders to be diluted, risks associated with the reporting of mineral resource estimates, budget risks, and operational risks. An investment in Shares is subject to known and unknown risks, some of which are beyond the control of the Company. The Company does not guarantee any particular rate of return or the performance of the Company. Investors should have regard to the risk factors outlined in the most recent prospectus published by the Company when making an investment decision.

NOT FOR UNITED STATES RELEASE AND DISTRIBUTION

This presentation may not be released to US wire services or distributed in the United States. Shares have not been, and will not be, registered under the US Securities Act of 1933 and may not be offered or sold in the United States except in transactions exempt from, or not subject to, the registration requirements of the US Securities Act and applicable US state securities laws. The distribution of this presentation in the United States and elsewhere outside Australia may be restricted by law. Persons who come into possession of this presentation should observe any such restrictions as any non-compliance could contravene applicable securities laws.

FINANCIAL DATA

All dollar values are in Australian dollars (A\$ or AUD) unless otherwise stated. The information contained in this presentation may not necessarily be in statutory format. Amounts, totals and change percentages are calculated on whole numbers and not the rounded amounts presented.

Investment Highlights

Rapid low-cost growth through the drill bit = a proven strategy for value creation



GREEN BAY COPPER GOLD

- **High grade copper and gold** in Newfoundland & Labrador, Canada
- Large scale, high grade and open **1.7Mt contained copper equivalent at 2.2% copper equivalent¹** (50.4Mt M&I Resource for 1.0Mt contained Cu at 2.0% CuEq¹ and 29.3Mt Inferred Resource for 722kt at 2.5% CuEq¹)
- A\$250M of mine infrastructure
- **Significant and immediate growth drilling through 2026 & 2027**



PICKLE CROW GOLD

- **Sale for ~A\$86M to Bellavista Resources (ASX:BVR)**
- Value unlocked and upside maintained for FFM shareholders through **in-specie distribution of shares**
- Proven Executive with **Glenn Jardine & Peter Canterbury (ex-De Grey takeover to NST \$6Bn)**
- **Bellavista has raised \$35M for Pickle Crow growth²**



PROVEN TRACK RECORD

- Management team with a **proven track record of creating significant value for shareholders** and stakeholders
- Recent success with ASX200 Bellevue Gold from discovery to production in only 5 years
- Strong Balance Sheet with **~A\$251m Cash Balance³**

1. Prepared in accordance with JORC Code (2012 Edition) & NI 43-101. Metal equivalents for the Mineral Resource Estimate have been calculated at a copper price of US\$8,750/t, gold price of US\$2,500/oz and silver price of US\$25/oz. Metallurgical recoveries have been set at 95% for copper and 85% for both gold and silver. $CuEq(\%) = Cu(\%) + (Au(g/t) \times 0.82190) + (Ag(g/t) \times 0.00822)$. In the opinion of the Company, all elements included in the metal equivalent calculation have a reasonable potential to be recovered and sold based on current market conditions, metallurgical test work, and the Company's operational experience.
2. On 4 February 2026, BVR announced that it had received firm commitments of \$35M for a two-tranche placement to institutional and sophisticated investors. On 12 February 2026, BVR issued 25,451,888 shares under Tranche 1, raising ~\$19,000,000 (before costs), with Tranche 2 subject to shareholder approval at a general meeting to be held on 22 April 2026.
3. Cash and liquid investments as at 31 December 2025.

Exceptional Share Register & Strong Balance Sheet

Strong velocity of news flow through 2026/2027

CAPITAL STRUCTURE

	CURRENT
Shares on issue	769M ¹
Management performance rights	45.1M ²

SHAREHOLDERS OVER 5% SUMMARY³

Australian & Global Institutions	72%
BlackRock Group	12%
Board & Management (fully diluted)	8%
Regal Funds Management	7%
Vanguard Group	6%

GLOBAL BANKING & RESEARCH



A\$2.03

Current Share Price¹

~A\$1.6B

Market Capitalisation¹

5.2M

Average Daily Volume⁴

~A\$251M

Cash⁵

ASX & TSX
ASX300

No Offtake
No Streams
No Debt

Green Bay Is An Exceptional High-Grade VMS Project



Multiple copper & gold zones and all remain Open

**All drill holes ~ true thickness unless noted*

High-Grade Upper Copper & Gold VMS Zones

- **10.7m @ 12.2% CuEq** (9.0% Cu & 3.6g/t Au) MUG24_095
- **11.6m @ 9.3% CuEq** (6.0% Cu & 3.9g/t Au) MUG24_128
- **26.0m @ 8.2% CuEq** (6.1% Cu & 2.4g/t Au) MUG23_030
- **13.5m @ 7.6% CuEq** (5.3% Cu & 2.6g/t Au) MUG23_029
- **10.1m @ 10.1% CuEq** (6.6% Cu & 4.1g/t Au) MUG25_110
- **17.8m @ 6.6% CuEq** (4.4% Cu & 2.2g/t Au) MUG23_003

Broad Footwall Copper Stringer Zone

- **31.7m @ 3.5% CuEq** (3.4% Cu & 0.1g/t Au) MUG24_063
- **56.8m @ 2.7% CuEq** (2.5% Cu & 0.1g/t Au) MUG24_058
- **47.1m @ 2.4% CuEq** (2.3% Cu & 0.2g/t Au) MUG23_014
- **63.1m @ 2.2% CuEq** (2.0% Cu & 0.1g/t Au) MUG24_004
- **117.0m @ 2.1% CuEq** (2.0% Cu & 0.1g/t Au) MUG25 - 78
- **51.0m @ 2.2% CuEq** (2.1% Cu & 0.1g/t Au) MUG24_009

Extremely High-Grade 'Core' Copper & Gold Zone

- **43.6m @ 7.6% CuEq** (5.7% Cu & 2.1g/t Au) *includes* **14.9m @ 16.0% CuEq** MUG25-214
- **44.5m @ 3.7% CuEq** (3.0% Cu & 0.8g/t Au) *includes* **22.0m @ 4.5% CuEq** MUG25-144
- **86.3m @ 3.7% CuEq** (3.1% Cu & 0.6g/t Au) *includes* **27.6m @ 5.3% CuEq** MUG24-079
- **76.3m @ 2.9% CuEq** (2.4% Cu & 0.5g/t Au) *includes* **20.1m @ 6.1% CuEq** MUG24-073
- **49.0m @ 6.1% CuEq** (4.9% Cu & 1.3g/t Au) *includes* **14.3m @ 13.7% CuEq** MUG25-202

Furthest step-out hole to date (~ 39.2m true thickness)

Recent Results Highlight the High-Grade Potential¹

(8 April 2026)



Continuity of the High-Grade Core Zone Established

- 70.8m @ 4.0% CuEq (3.4% Cu & 0.6g/t Au) (MUG25-096)
- 53.3m @ 4.1% CuEq (3.4% Cu & 0.8g/t Au) (MUG25-209)

VMS Continues to grow and has the potential to bolster early cashflow

- 11.9m @ 8.1% CuEq (6.0% Cu & 2.3g/t Au) (MUG25-219)
- 25.7m @ 7.8% CuEq (4.4% Cu & 3.5g/t Au) (MUG25-187)
- 16.3m @ 7.7% CuEq (4.3% Cu & 3.5g/t Au) (MUG25-206)
- 11.9m @ 6.8% CuEq (2.9% Cu & 3.9g/t Au) (MUG25-195)
- 14.0m @ 5.9% CuEq (3.0% Cu & 3.0g/t Au) (MUG25-169)
- 9.4m @ 7.8% CuEq (3.6% Cu & 4.4g/t Au) (MUG25-224)

Infill drilling results are critical and add immense value because:

- **Only M&I** Mineral Resources can be converted to **Ore Reserves** (More M&I = Bigger Reserves)
- Economic Studies **must contain at least 70% M&I Resources** (More M&I = Longer Mine Life in Studies)
- **Only M&I** can be used in **Feasibility Studies**
- **De-risk the project** by further increasing **confidence in the geological model & grade estimation**

1

Strategic Value Driver – In Mine Growth & Discovery

Demonstrating the combination of SCALE and GRADE



“Low Hanging Fruit”

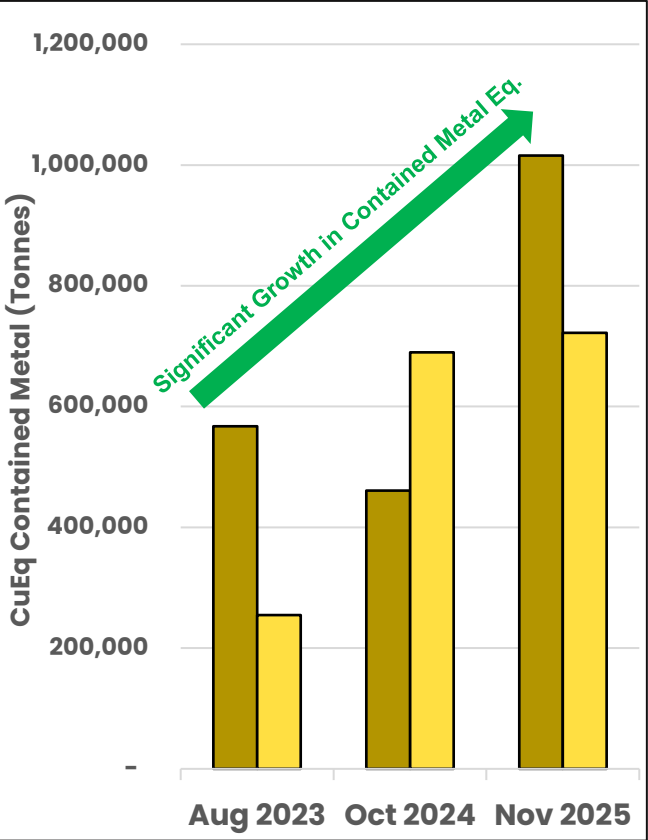
1

Mine Growth and Discovery:

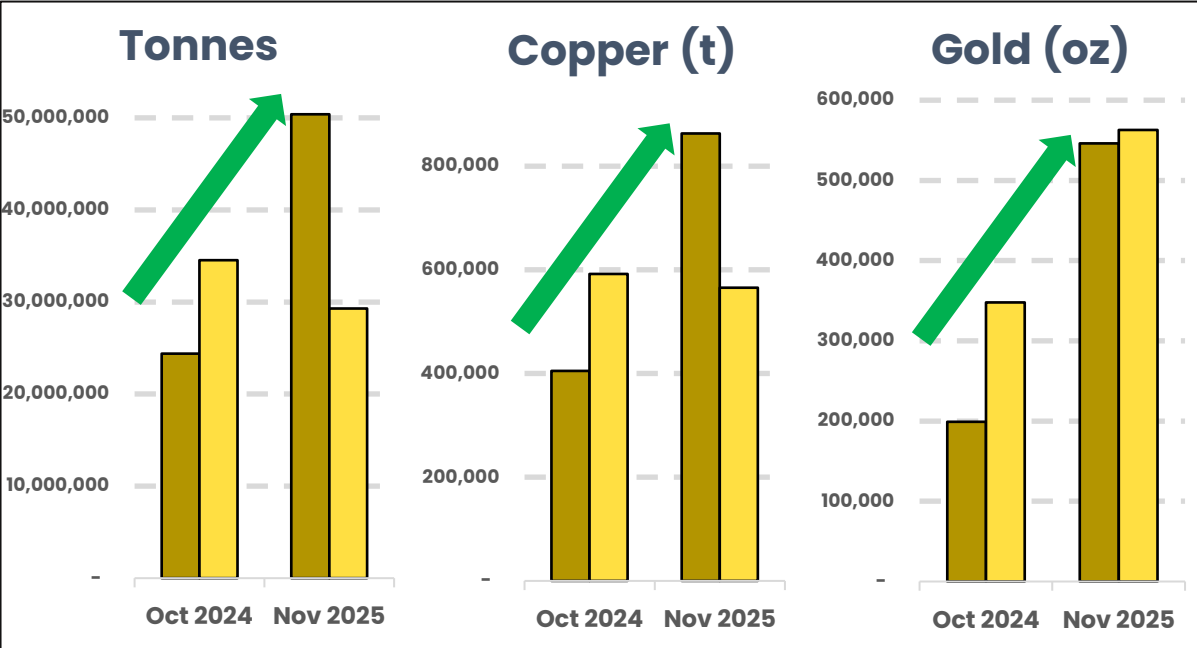
- **Resource Growth**
- **Resource Conversion**
- **In Mine Exploration**

Consistent Ongoing Low-Cost Growth at Green Bay

With an exceptional high-grade Copper & Gold Core-Zone that remains OPEN



- Since acquisition (2 years) the MRE has grown at a rapid rate
- M&I category at Ming has grown 121% (from 21.5Mt to 47.5Mt) now making up 67% of the Ming MRE



M&I Mineral Resource Inferred Mineral Resource


Ming Underground Mine

Consistent high-grade copper & gold that remains open

- UG Decline development for drill platforms and future ore haulage
- 6x UG drill rigs operating 24/7
- ~371,000m UG drilling completed
~174,000m by FireFly since acquisition
- +2,500m of UG development completed by FireFly, setting up drill platforms and further growth drilling
- +3,000m strike of Orebody so far (orebody starts from 250m below surface)
- Multiple Copper & Gold zones
- MINERALISATION REMAINS OPEN

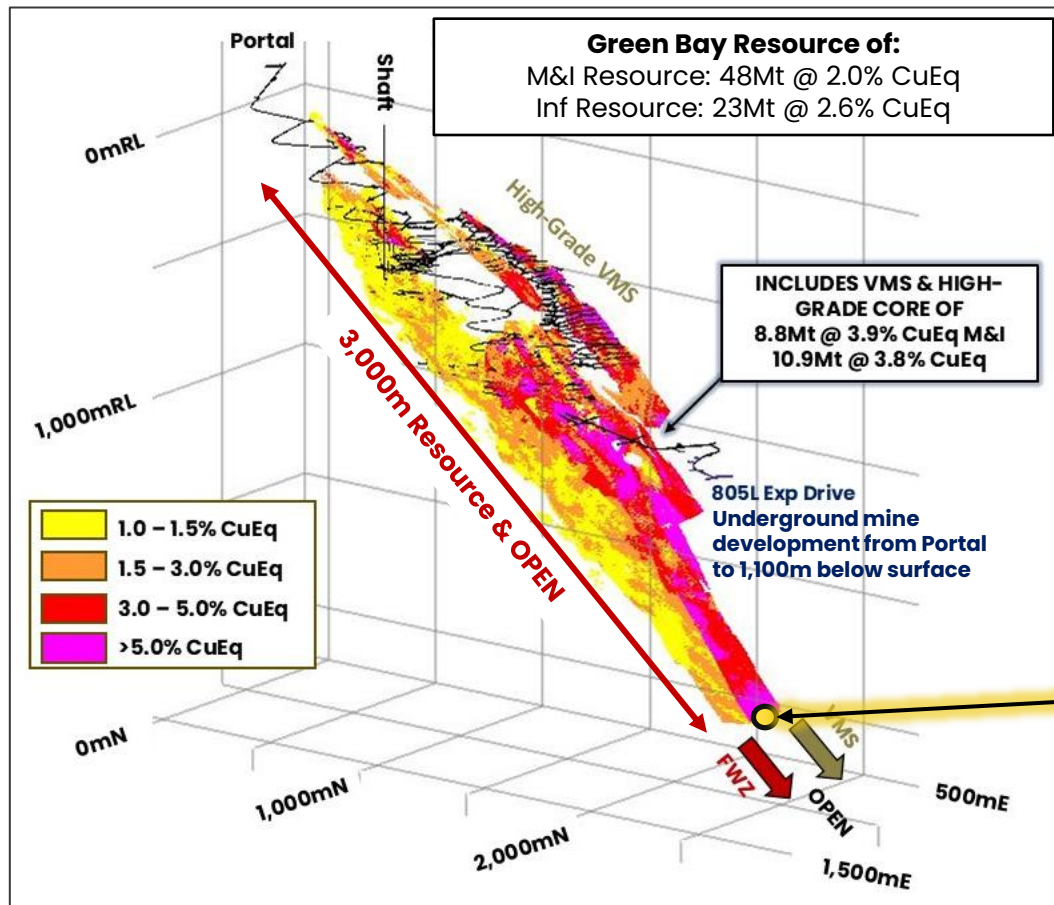
49m @ 6.1% CuEq

- Furthest step-out drill hole
- Resource remains Open
- Large DHEM conductor points to continued extensions



Ming Underground Mine

An exceptionally high-grade 3.9% copper & gold Core Zone that remains open



- Consistent high-grade that remains open
- A very high-grade core zone of 8.8Mt @ 3.9% CuEq M&I plus 10.9Mt @ 3.8% CuEq Inferred
- Large scale convergence of VMS and Footwall mineralisation
- Drillholes high-grade core zone include:

- 43.6m @ 7.6% CuEq (MUG25-214)
- 49.0m @ 6.1% CuEq (MUG25-202)
- 86.3m @ 3.7% CuEq (MUG24-079)
- 76.3m @ 2.9% CuEq (MUG24-073)
- 58.2m @ 3.1% CuEq (MUG24-083)

49m @ 6.1% CuEq incl 14.3m @ 13.7% CuEq

- Furthest step-out drill hole
- Resource remains Open
- Large DHEM conductor
- Points to continued extensions

Platform Set For Catalyst-Rich 2026

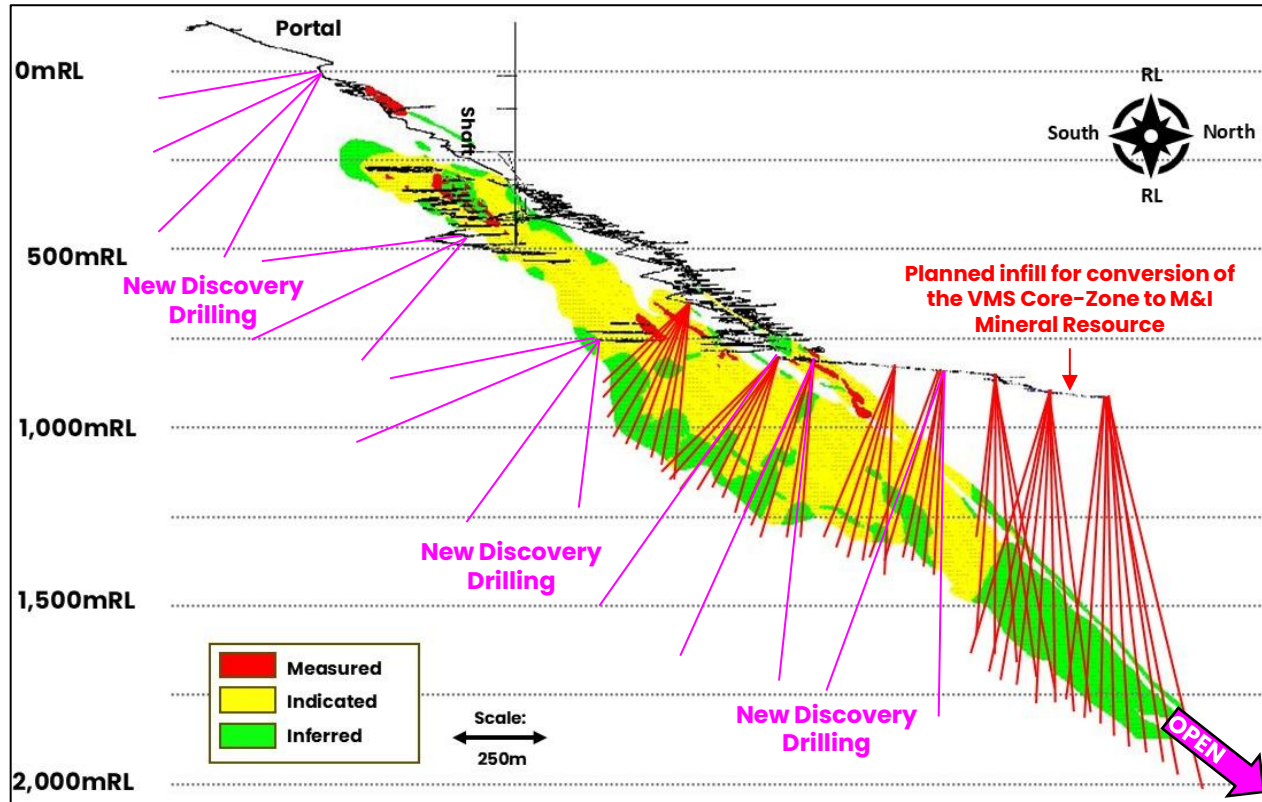
Growth, Upgrades, Step-Out, Discovery Drilling, Studies

- 6x drill rigs to continue drilling underground into 2026
- Drilling for high-grade Mineral Resource growth
- High grade core-zone extensions
- Utilising proven geophysical DHEM for successful drill targeting
- Mineral Resource upgrades planned in CY2026 and will form the basis of Economic Studies

Ming Mine Mineralisation:

- OPEN down plunge
- NEVER drilled underneath zones
- NEVER drilled for Parallel zones
- NEVER drilled along strike

How big could Ming be? ¹³



2 Strategic Value Driver – Pathway Towards An Upscaled Copper Mine



“Pathway towards a Large-Scale Copper Mine”

2

- Tier 1 Jurisdiction
- Infrastructure headstart
- Economic Studies 2026

Economic studies targeting large-scale & long-life mine

Environmental approval secured for initial start-up mining operation with throughput capacity of up to 1.8Mtpa and scaled up later¹

Significant Progress to Date – Economic Studies scheduled for H1 2026

Environment & Community

- ✓ Released from Environmental Assessment in just 45 days
- ✓ Application for early works permits in progress
- ✓ Tailings site selected & designed
- ✓ Ongoing sampling & monitoring
- ✓ Strong community support

Mining

- ✓ Mining method selected – bulk transverse long hole open stoping
- ✓ Preliminary design and schedule shows potential for further upscaling
- ✓ Geotechnical work in progress, including rock mass modelling and UCS testing
- ✓ Paste fill studies underway

Mineral Processing

- ✓ Preliminary met testwork completed, +98% Cu and +85% Au recovery
- ✓ Site surface layout completed
- ✓ Process flow and mill design in progress
- ✓ Hydro studies underway – indicate ample power supply for upscaled plant
- ✓ Port design and optimisation underway

Study Partners & Contractors

Mining

Processing

Environment, Permitting & Closure

Tailings

Geology



Paste Fill

Met Testwork

Power & Energy

Diamond Drilling

Assays

Port



¹ Investors are cautioned that the plant capacity is a technical specification forming part of the environmental assessment submission and not a forecast of the estimated production of the mining operation. The mining operation's forecast production will not be estimated until such time as the Company has prepared and announced economic evaluations (e.g. in a Preliminary Economic Assessment / Scoping Study) which may include evaluation of alternative development pathways. Should a larger scale case be adopted than is contemplated by the environmental approval, further assessment by government agencies will be required.

3

Strategic Value Driver – Regional Discoveries

100% Ownership of a major VMS minerals District



“2026 Drill, Drill, Drill”

3

All targets easy trucking distance to proposed Processing Plant

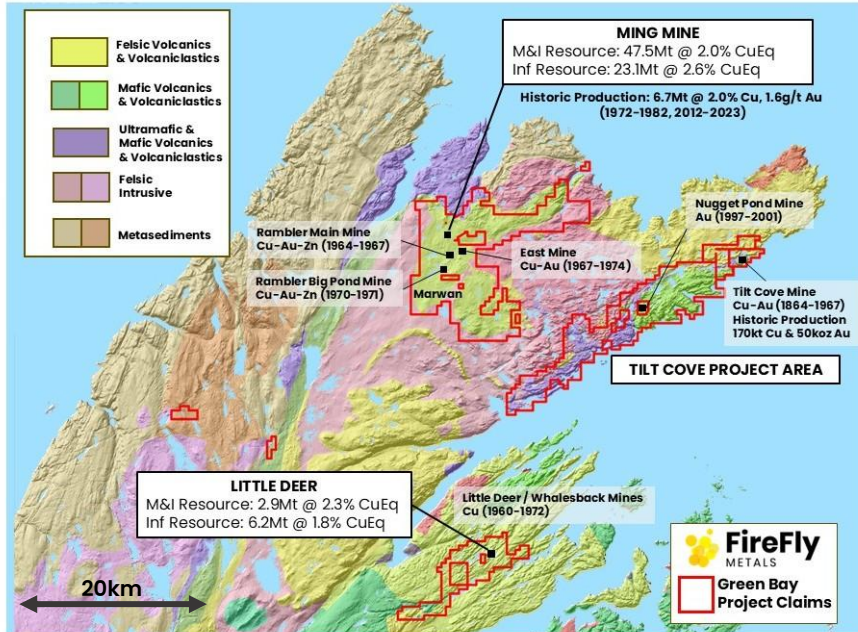
- **Ming Near-Mine**
- **Rambler Regional**
- **Tilt Cove Project**
- **Little Deer Project**



VMS Mineralisation Occurs in Clusters

Multiple regional targets for testing at the Green Bay Copper–Gold Project

Regional Camp–Scale VMS Potential at Ming Mine, Rambler Main Mine, East Mine, Tilt Cove, Nugget Pond Gold and Little Deer Regional Targets

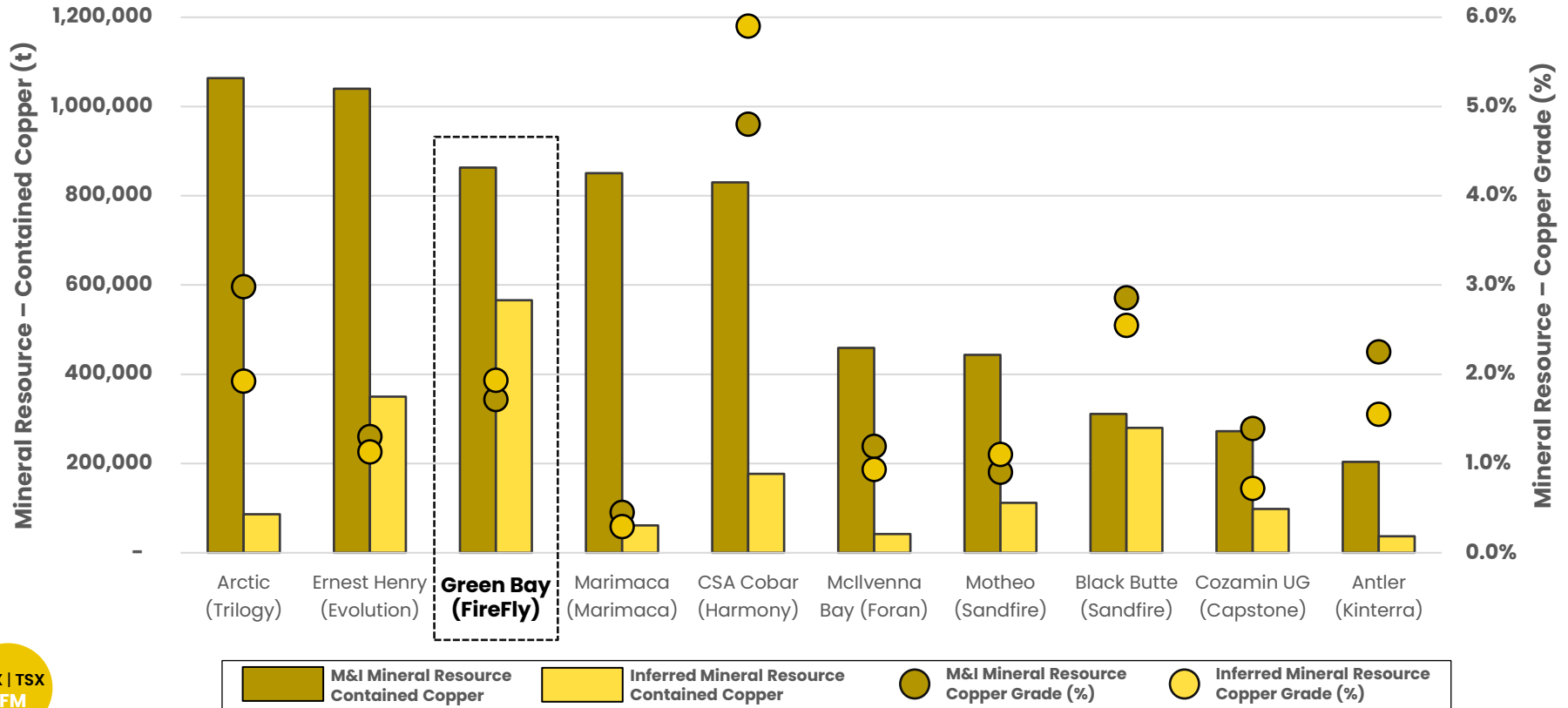


Regional Targets for Testing in 2026

- Multiple shallow targets throughout district
- 3x drill rigs Regionally
- **Ming Mine:** 48Mt @ 2.0% for 951kt CuEq M&I plus 23.1Mt @ 2.6% for 608kt CuEq Inferred – **OPEN and drilling now**
- **Rambler Main:** recent shallow drilling of **10.0m @ 6.4% CuEq and 12.9m @ 4.3% CuEq** ~ true thickness
- **East Mine:** drilling now
- **Tilt Cove:** large scale geophysical anomalies, **walk-up drill targets in 2026**, one of Canada's first copper mines
- **Little Deer:** 2.9Mt @ 2.3% for 65kt CuEq M&I plus 6.2Mt @ 1.8% for 114kt CuEq Inferred – **geophysical targeting now**
- **Nugget Pond:** high grade gold mine, ~200koz produced historically – **geophysics and drilling in 2026**
- **Regional Targets:** +300 Geophysical targets for testing
- **How BIG could the Green Bay Project be?**

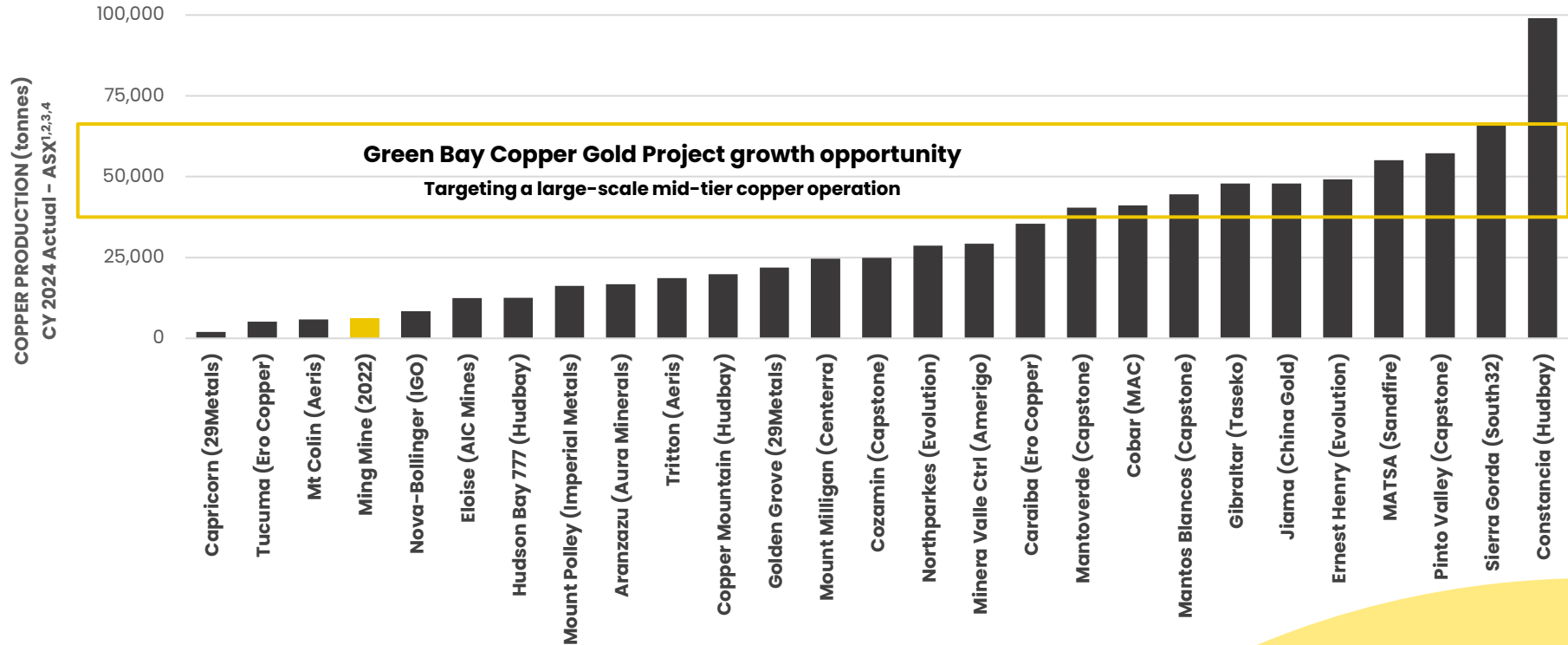
Green Bay is a globally significant Copper deposit

A standout Copper project



A Lack of Copper Opportunities on the ASX & TSX

Few junior companies with projects producing >30,000 tonnes of Cu in 2024-2025



1. See Appendix 4 for original source data for production information.
2. This graph depicts actual copper production information and is not a representation of mineral resources or ore reserve estimates. All noted assets were therefore in production at the time.
3. The Ming Mine production data is from 2022. The Ming Mine is currently under care and maintenance.
4. Excludes assets with attributable production over 100kt of copper.

Catalyst Rich High-Grade Growth in 2026/2027

Board & Management Team with a Proven Track Record of Creating Shareholder Wealth

GREEN BAY COPPER & GOLD PROJECT

- A fully operational underground mine in tier one mining jurisdiction
- Large high-grade Copper-Gold resource that consistently grows
- Drilling underway for growth & further discovery
- Significant mine upscaling underway for a mid-tier copper operation
- A\$250M of Infrastructure a huge head start
- A\$250M Cash position¹ – No Debt, No Streams, No Offtakes

PICKLE CROW GOLD PROJECT

A value creation opportunity for FireFly shareholders (ASX:BVR)

- High-grade shallow 2.8Moz @ 7.2g/t gold inferred resource – OPEN
- Significant regional scale landholding with huge growth opportunity



FireFly to unlock Pickle Crow value with ~A\$86M¹ sale FireFly METALS

Shareholders will receive stock in project buyer Bellavista Resources Ltd (ASX:BVR)

- FireFly has agreed to sell its Ontario gold assets, including its 70% interest in the Pickle Crow Gold Project, to ASX-listed BVR for total scrip consideration of A\$86.1m.¹
- FireFly will receive upfront consideration of 60M BVR shares (~A\$47.4m)¹ and contingent consideration of 50M BVR performance rights (~A\$38.7m),² as follows:
 - 30 million Performance Rights, which shall vest upon BVR completing 10,000m of drilling;
 - ~6.7 million Performance Rights, which shall vest upon BVR announcing a minimum 5 million ounce Mineral Resource Estimate; and
 - ~13.3 million Performance Rights, which shall vest upon BVR announcing it has produced at least 200,000 ounces of gold.
- FireFly to undertake an in-specie distribution of the 60M BVR consideration shares, subject to receipt of shareholder approval.
- If FireFly and BVR shareholder approvals are obtained, FireFly expects shareholders will receive 1 BVR share for approximately every 12.8 FireFly shares held, based on current shares on issue in FireFly.
- FireFly and its shareholders will potentially own up to ~40% of BVR.³
- Based on BVR's proposed exploration program, the first milestone performance rights are expected to vest within 12 months of completion, and result in FireFly holding no less than 9.9% of BVR.
- BVR has raised A\$35m to drive Mineral Resource growth and a major regional exploration program.⁴
- BVR has sufficient resources and a high-quality team led by former De Grey Mining Ltd (\$6Bn NST takeover) executives Glenn Jardine and Peter Canterbury.
- Completion is expected in late April 2026.

1. A\$86.1m is based on BVR's closing share price on 30 January 2026 of A\$0.79 and represents 60M BVR shares (A\$47.4m) plus the Contingent Consideration Value (defined in Footnote 2).
2. A\$38.7m represents 30M Milestone 1 Contingent Performance Rights, based on BVR's closing share price on 30 January 2026 of A\$0.79, plus A\$15m contingent upon satisfaction of Milestones 2 and 3 (**Contingent Consideration Value**). This value is subject to change.
3. Assumes all Upfront Consideration Shares are distributed to FireFly shareholders pursuant to the In-specie Distribution, Milestone 1 Contingent Consideration Performance Rights vest and are converted to Bellavista shares, and no further Bellavista shares are issued other than for the Bellavista Capital Raising.
4. On 4 February 2026, BVR announced that it had received firm commitments of \$35M for a two-tranche placement to institutional and sophisticated investors. On 12 February 2026, BVR issued 25,451,888 shares under Tranche 1, raising ~\$19,000,000 (before costs), with Tranche 2 subject to shareholder approval at a general meeting to be held on 22 April 2026.

Supplementary Information



- Appendix 1. **Green Bay Mineral Resources**
- Appendix 2. **Green Bay Project – Further Information**
 - Management team with in-depth Canadian mining expertise
 - Existing infrastructure, permitted ready for start-up
 - Green Bay Project Exploration Targeting
- Appendix 3. **External Company Resource and Reserve Statements**
- Appendix 4. **2024 Copper Production Data References**

(Slide 'A Lack of Copper Opportunities on the ASX & TSX')

Appendix 1 – Green Bay Mineral Resources¹

Ming Deposit Mineral Resource Estimate

	TONNES	COPPER		GOLD		SILVER		CuEq
	(Mt)	Grade (%)	Metal ('000 t)	Grade (g/t)	Metal ('000 oz)	Grade (g/t)	Metal ('000 oz)	Grade (%)
Measured	6.3	1.5	94	0.3	50	1.9	388	1.7
Indicated	41.2	1.7	708	0.4	488	3.2	4,320	2.1
TOTAL M&I	47.5	1.7	802	0.4	537	3.1	4,708	2.0
Inferred	23.1	2.0	456	0.7	553	5.9	4,379	2.6

Little Deer Deposit Mineral Resource Estimate

	TONNES	COPPER		GOLD		SILVER		CuEq
	(Mt)	Grade (%)	Metal ('000 t)	Grade (g/t)	Metal ('000 oz)	Grade (g/t)	Metal ('000 oz)	Grade (%)
Measured	-	-	-	-	-	-	-	-
Indicated	2.9	2.1	62	0.1	9	3.4	320	2.3
TOTAL M&I	2.9	2.1	62	0.1	9	3.4	320	2.3
Inferred	6.2	1.8	110	0.1	10	2.2	430	1.8

GREEN BAY TOTAL MINERAL RESOURCE ESTIMATE

	TONNES	COPPER		GOLD		SILVER		CuEq
	(Mt)	Grade (%)	Metal ('000 t)	Grade (g/t)	Metal ('000 oz)	Grade (g/t)	Metal ('000 oz)	Grade (%)
Measured	6.3	1.5	94	0.3	50	1.9	388	1.7
Indicated	44.1	1.7	769	0.4	496	3.3	4,638	2.1
TOTAL M&I	50.4	1.7	863	0.3	546	3.1	5,026	2.0
Inferred	29.3	1.9	566	0.6	563	5.1	4,810	2.5

Appendix 2 – Green Bay Project Further Information



- Management team with in-depth Canadian mining expertise
- Existing infrastructure, permitted ready for start-up
- High-grade VMS Core Zone
- High-Grade 'Convergent' Zone Core Photos
- Green Bay Project Exploration Targeting

Twin boom jumbo at the Ming Mine

Board and Management

A Leadership team with proven success in the Resources Sector



Kevin Tomlinson

**Independent
Non-Executive Chair**

Non-Executive Independent Chair of **Bellevue Gold (ASX200)**, former Chair of **Cardinal Resources** and Non-Executive director of **Centamin PLC**.

Highly experienced mining executive with over 40 years' experience across geology, investment banking and M&A in multiple jurisdictions including Canada, Australia, Africa and the UK.

Previous Managing Director of Investment Banking at **Westwind Partners** and **Stifel Nicolaus**.

ASX | TSX
FFM



Steve Parsons

Managing Director

Founder and previous Managing Director and current Non-Executive Director of **Bellevue Gold (ASX 200)** and previous founder and Managing Director of **Gryphon Minerals (ASX 200)**.

Experienced geologist with a proven track record of mineral discoveries, corporate growth, international investor relations and creating shareholder wealth.



Michael Naylor

Executive Director

Non-Executive Director of **Bellevue Gold (ASX200)**.

27 years' experience in corporate advisory and public company management since commencing his career and qualifying as a chartered accountant.

Involved in the financial management of mineral and resources focused public companies, serving on the board and in executive management teams.



Renée Roberts

**Independent
Non-Executive Director**

Previously held C-Suite and director roles at large corporations including **National Australia Bank**, **QBE** and **Bank of New Zealand** as well as at the **Australian Prudential Regulatory Authority (APRA)**.

Finance professional with considerable experience in risk management, financial services, governance, regulation, business transformation and growth, efficiency, strategic leadership, strategy development and execution.

Currently the **Chief Risk Officer** at **Judo Bank** and Director of **Collingwood Football Club**.



Leanne Heywood

**Independent
Non-Executive Director**

Non-Executive Director of **Deterra Royalties**, **Snowy Hydro**, **Lotus Resources**. Previously Non-Executive Director of **MAC Copper**, prior to its acquisition by Harmony Gold Mining Company Limited and Non-Executive Director of **Arcadium Lithium**, prior to its acquisition by Rio Tinto.

Executive experience includes a senior international copper marketing role with Rio Tinto and CFO of a copper mine in the Rio Tinto portfolio.

In 2021, was awarded the Medal of the Order of Australia. 2019 NSW Business Woman of the Year.

Holds an MBA from the University of Melbourne and is a Graduate of the AICD and a Fellow of CPA Australia.



Darren Cooke

Chief Executive Officer

Previously held senior positions with **Northern Star Resources**, **Newmont Mining** and **Barrick Gold**.

Geologist with over 28 years' experience. Extensive gold industry experience in Australia and North America spanning regional and near mine exploration, production geology, engineering planning, mine building and corporate development.

Previous positions include Kalgoorlie district geology manager for **Barrick Gold** and Principal Geologist – Business Development for **Northern Star Resources**.

Exceptional Management and In-Country Team

Management team with in-depth Canadian mining expertise



Jessie Liu-Ernsting

Chief Corporate Development Officer

Former VP investor relations at **G Mining Ventures Corp (TSX:GMIN)**. Director of the **Prospectors & Developers Association of Canada (PDAC)**.

Held senior technical, financial & strategic positions at **Hudbay Minerals Inc (NYSE:HBM)**, global investment fund **Resource Capital Funds** & engineering groups **Hatch & Golder Associates** as well as investment banking at **CIBC Capital Markets**.

Also experienced in areas of corporate board audit, compensation, technical and special committees.



Chen Sun

Chief Financial Officer

Over 15 years' experience in stewarding business growth & overseeing accounting, corporate finance & financial management functions in the resources industry. Chen was previously CFO for nickel producer **Mincor Resources NL**, for 7 years until the company was taken over by Wyloo Consolidated Investments Pty Ltd in 2023.

Holds a Bachelor of Commerce from Curtin University & is a member of the CPA Australia & the Australian Institute of Company Directors.



Laura Noonan-Crowe

General Counsel and Company Secretary

Lawyer with 19 years' experience in the resources industry. Previous General Counsel and Company Secretary, Australia for TSX-listed gold producer, **Karara Resources Inc.**, before its merger with Westgold.

Previously held senior legal roles at global gold mining majors, **Northern Star Resources Limited**, where she also served as Company Secretary to certain Committees of the Board of Directors, & **Gold Fields Limited**. Commenced her career at **Minter Ellison Lawyers**.



Gus Simbanegavi

Vice President Operations

Experienced Mining Engineer with > 25 years of mine operations management & project development.

Previously COO & Director of AIM listed **Bluerock Diamonds** where he was instrumental in the feasibility, development & construction of a 1.0Mtpa diamond mine & processing plant.

Experienced across a range of commodities including Gold, Platinum, Copper, Nickel, Zinc & Diamonds from his time in senior executive roles at companies such as **Aquarius Platinum Mines, Vedanta Zinc International & Zimplats Platinum Mines**.



David Southam

Offtake Advisor to the Board

Previously Managing Director of **Mincor Resources NL** & Executive Director of ASX200 nickel company **Western Areas**. Held senior executive roles within Brambles Group, ANZ Investment Bank and WMC Resources.

David is a CPA with more than 30 years' experience in accounting, operations, capital markets and finance across the resources & industrial sectors. Currently Executive Chairman of **Cygnus Metals** (ASX: CY5) & Non-Executive Director of **Ramelius Resources** (ASX: RMS).



Jared Dietrich

Vice President Metallurgy

Metallurgy expert with over 17 years' experience in mining projects globally, across various engineering, construction, operational, & technical leadership roles.

Almost 15 years with **Ausenco Engineering**, in their Australian, Canadian & USA offices, across several engineering, study management & commissioning roles, most recently as VP of Technical Services, responsible for Cu-Au metallurgical technical governance & innovation across all process engineering in North America, and NI 43-101 delivery.



Juan Gutierrez

Group Chief Geologist

Over 17 years' experience in a diverse range of mining projects globally.

Over 6 years with **Northern Star Resources** as Geology Superintendent where he was involved in discoveries at Jundee and Yandal totalling over 1Moz Gold.

Extensive experience from exploration and resource development to production and resource estimation in commodities including gold, nickel and copper.



Tabatha LeBlanc

Vice President Environment & Community

25 years' ESG experience in North America, with a proven track record of achieving social and government approvals for companies including **TransCanada & Alliance Pipelines, Marathon PGM Corporation, Sibanye-Stillwater & Generation Mining**.

Oversaw the management & delivery of critical environmental approvals & community agreements including successfully obtaining approval for an Environmental Assessment conducted by a Joint Federal-Provincial Review Panel in Ontario.



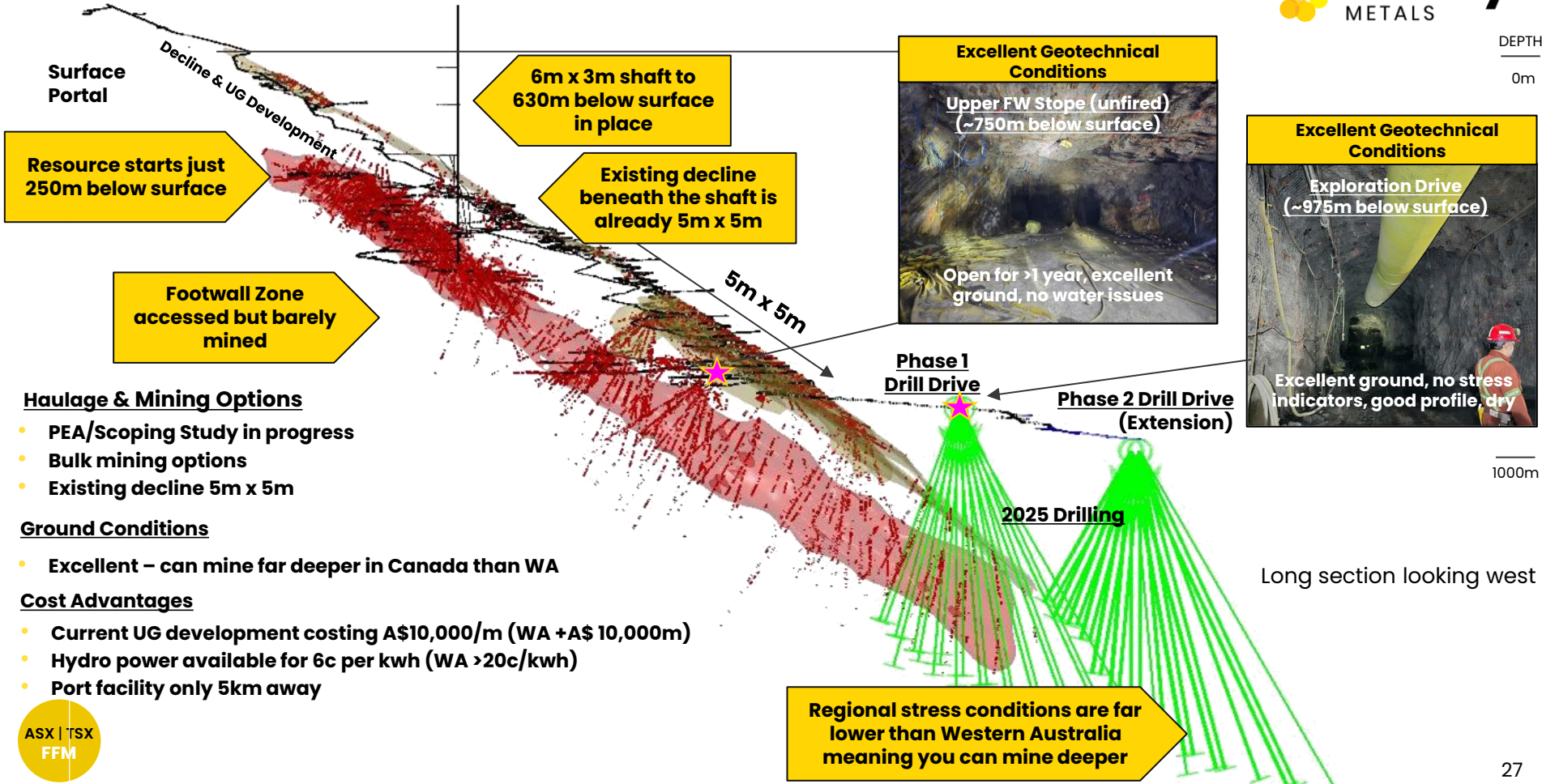
Bonnie Matthews

Vice President Human Resources

Over 20 years' experience in Business Management and HR from previous positions with **Tata Steel Minerals Canada** and **Grey Rock Mining** as well as positions with the **Governments of NL** and of **Nunavut**.

Currently sits on the board of **Canadian Manufactures and Exporters** (CME) in NL, is the current Chairperson of the **NL CME HR Committee**, and is also on the board of **Women in Resource Development for Newfoundland and Labrador**.

Existing Infrastructure, Permitted Ready for Start-Up



Haulage & Mining Options

- PEA/Scoping Study in progress
- Bulk mining options
- Existing decline 5m x 5m

Ground Conditions

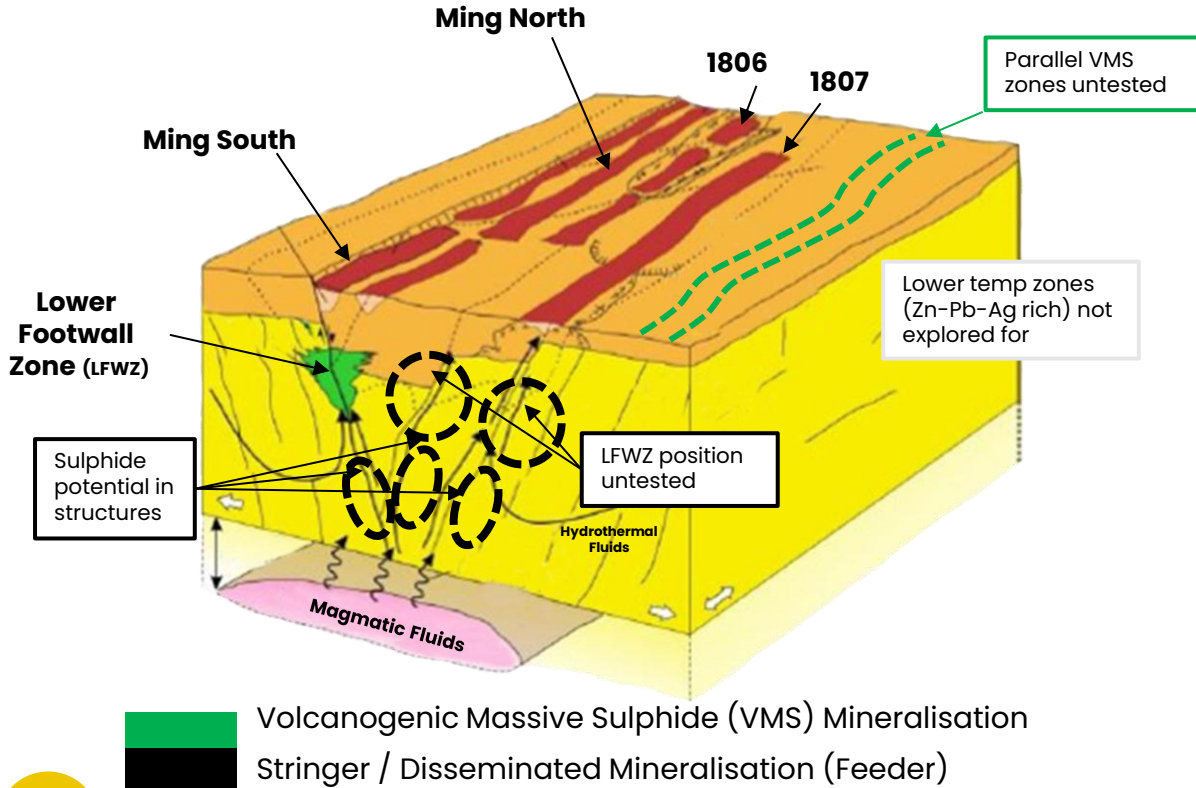
- Excellent – can mine far deeper in Canada than WA

Cost Advantages

- Current UG development costing A\$10,000/m (WA +A\$ 10,000m)
- Hydro power available for 6c per kwh (WA >20c/kwh)
- Port facility only 5km away

Green Bay Project Exploration Targeting

MING DEPOSIT MODEL HIGHLIGHTS EXCEPTIONAL EXPLORATION UPSIDE¹



EXPLORATION OPPORTUNITY

- Limited exploration has been conducted in the past 40 years – a key opportunity
- Downhole geophysics is a powerful exploration tool for this type of mineralisation... and rarely been used by previous company
- Because the mine was hand-to-mouth, there has been limited exploration outside of the known mineralised zones

KEY TARGETS

- Conduct downhole and surface electrical geophysical programs
- Drill test for parallel VMS mineralisation horizons
- Test for LFWZ-style stringer mineralisation beneath known VMS zones
- Explore for Zinc-Silver rich lateral zones within the system

Appendix 3- External Company Resources & Reserves



F O R A N Mineral Resources – Foran Mining McIlvenna Bay Project^{1,2,3,4,5}

McIlvenna	Measured			Indicated			TOTAL M&I			McIlvenna	Inferred		
	Tonnes	Grade	Metal	Tonnes	Grade	Metal	Tonnes	Grade	Metal		Tonnes	Grade	Metal
Copper		-	-		1.19 %	1016Mlb		1.19 %	1016Mlb	Copper		0.93	93 Mlb
Zinc		-	-		2.18 %	1858Mlb		2.18 %	1858Mlb	Zinc		2.6	260 Mlb
Lead	-	-	-	38.6Mt	0.13 %	115 Mlb	38.6Mt	0.13 %	115 Mlb	Lead	4.5Mt	0.16	16 Mlb
Gold		-	-		0.41 g/t	0.51Moz		0.41 g/t	0.51Moz	Gold		0.28	0.04Moz
Silver		-	-		14.4 g/t	17.9Moz		14.4 g/t	17.9Moz	Silver		15.8	2.3Moz

1. Source: 2025 Technical Report on the McIlvenna Bay Project, Saskatchewan, Canada. Effective date 12 March 2025
2. The Mineral Resources and Mineral Reserves have been prepared in accordance with the Canadian National Instrument 43-101 and is a foreign estimate not reported in accordance with the JORC Code (2012 Edition). A Competent Person has not done sufficient work to classify the foreign estimate as a mineral resource and ore reserve in accordance with the JORC Code (2012 Edition), and it is uncertain whether further evaluation and exploration will result in an estimate reportable under the JORC Code (2012 Edition).
3. Mineral Resources are reported inclusive of Ore Reserves.
4. Please refer to the source document details and parameters of the Mineral Resource and Ore Reserve estimates.
5. Development Stage: McIlvenna Bay is a pre-production development project. A feasibility study has been completed.

Mineral Reserve Estimate – Foran Mining McIlvenna Bay Project^{1,2,4,5}

McIlvenna	Proven			Probable			TOTAL MINERAL RESERVE		
	Tonnes	Grade	Metal	Tonnes	Grade	Metal	Tonnes	Grade	Metal
Copper		-	-		1.21 %	792Mlb		1.21 %	792Mlb
Zinc		-	-		2.17 %	1,420Mlb		2.17 %	1,420Mlb
Gold	-	-	-	29.7Mt	0.44 g/t	420koz	29.7Mt	0.44 g/t	420koz
Silver		-	-		14.4 g/t	1.4Moz		14.4 g/t	1.4Moz

Sandfire Mineral Resources – Sandfire Resources Black Butte Project^{1,2,3,4,5}

Black Butte	Measured			Indicated			Inferred		
	Tonnes	Grade	Metal	Tonnes	Grade	Metal	Tonnes	Grade	Metal
Johnny Lee	2.0Mt	3.5%	69kt	8.9Mt	2.7%	242kt	2.7Mt	3.0%	80kt
Lowry	-	-	-	-	-	-	8.3Mt	2.4%	200kt
TOTAL	2.0Mt	3.5%	69kt	8.9Mt	2.7%	242kt	11.0Mt	2.55%	280kt

Ore Reserve Estimate – Sandfire Resources Black Butte Project^{1,2,4,5}

Black Butte	Proved			Probable			TOTAL ORE RESERVE		
	Tonnes	Grade	Metal	Tonnes	Grade	Metal	Tonnes	Grade	Metal
Johnny Lee	2.0Mt	3.0%	61kt	6.8Mt	2.4%	165kt	8.8Mt	2.6%	226kt

1. Source: Sandfire Resources 2025 Annual Report, page 111 <https://www.sandfire.com.au/wp-content/uploads/2025/08/Sandfire-AR2025.pdf>
2. The Mineral Resources and Mineral Reserves have been prepared in accordance with the JORC Code (2012 Edition)
3. Mineral Resources are reported inclusive of Ore Reserves.

4. Please refer to the source document details and parameters of the Mineral Resource and Ore Reserve estimates.
5. Development Stage: Black Butte is an underground development project in the USA. The deposit is a VMS system.

Appendix 3- External Company Resources & Reserves



Mineral Resources – Marimaca Copper Marimaca Project^{1,2,3,4,5,6}

Marimaca	Measured			Indicated			Inferred		
	Tonnes	Grade	Metal	Tonnes	Grade	Metal	Tonnes	Grade	Metal
CuT (%)	103.4Mt	0.45%	466kt	110.1Mt	0.35%	388kt	21.2Mt	0.29%	62kt
CuS (%)		0.27%	278kt		0.19%	205kt		0.14%	29kt

- Source: ASX announcement dated 26 August 2025 titled 'MOD Feasibility Study Confirms Robust Capital Intensity and 31% IRR' <https://cdn-api.markitdigital.com/apiman-gateway/ASX/asx-research/1.0/file/2924-02983377-6A1280023&v=undefined>
- The Mineral Resources and Mineral Reserves have been prepared in accordance with the JORC Code (2012 Edition)
- Please Mineral Resources are reported inclusive of Ore Reserves.

Ore Reserve Estimate – Marimaca Copper Marimaca Project^{1,2,3,4,5,6}

Marimaca	Proved			Probable			TOTAL ORE RESERVE		
	Tonnes	Grade	Metal	Tonnes	Grade	Metal	Tonnes	Grade	Metal
Cu (T)	94.3Mt	0.46%	433kt	84.3Mt	0.37%	314kt	179Mt	0.42%	748kt
Cu (S)		0.28%			0.21%			0.25%	
Cu (CN)		0.09%			0.08%			0.08%	

- Refer to the source document details and parameters of the Mineral Resource and Ore Reserve estimates.
- CuT is total copper grade. CuS is total acid soluble copper.
- Development Stage: Marimaca is a pre-production development stage project. A Feasibility study has been completed.



Mineral Resources – Trilogy Metals Arctic Project^{1,2,3,4,5,6}

Arctic	Measured			Indicated			TOTAL M&I			Arctic	Inferred			
	Tonnes	Grade	Metal	Tonnes	Grade	Metal	Tonnes	Grade	Metal		Tonnes	Grade	Metal	
Copper	-	-	-	35.7Mt	2.98%	2,347Mlb	35.7Mt	2.98%	2,347Mlb	Copper	4.5Mt	1.92%	189Mlb	
Zinc		-	-		4.09%	3,216Mlb		4.09%	3,216Mlb			Zinc	2.93%	288Mlb
Lead		-	-		0.79%	621Mlb		0.79%	621Mlb			Lead	0.70%	69Mlb
Gold		-	-		0.59g/t	675koz		0.59g/t	675koz			Gold	0.43g/t	62koz
Silver		-	-		45.2g/t	52Moz		45.2g/t	52Moz			Silver	35.6g/t	5.0Moz

- Source: Arctic Project NI 43-101 Technical Report and Feasibility Study https://trilogymetals.com/site/assets/files/6136/arctic_ni_43-101.pdf
- The Mineral Resources and Mineral Reserves have been prepared in accordance with the Canadian National Instrument 43-101 and is a foreign estimate not reported in accordance with the JORC Code (2012 Edition). A Competent Person has not done sufficient work to classify the foreign estimate as a mineral resource and ore reserve in accordance with the JORC Code (2012 Edition), and it is uncertain whether further evaluation and exploration will result in an estimate reportable under the JORC Code (2012 Edition).
- Mineral Resources are reported inclusive of Ore Reserves.
- Please refer to the source document details and parameters of the Mineral Resource and Ore Reserve estimates.
- Development Stage: The Arctic Project is a pre-production development project. A feasibility study has been completed.
- The project is a polymetallic VMS deposit.

Mineral Reserve Estimate – Trilogy Metals Arctic Project^{1,2,4,5,6}

Arctic	Proven		Probable		TOTAL MINERAL RESERVE	
	Tonnes	Grade	Tonnes	Grade	Tonnes	Grade
Copper	-	-	46.7Mt	2.11%	46.7Mt	2.11%
Zinc		-		2.90%		2.90%
Lead		-		0.56%		0.56%
Gold		-		0.42g/t		0.42g/t
Silver		-		31.8g/t		31.8g/t

Appendix 3- External Company Resources & Reserves



Mineral Resources – Kinterra Antler Project^{1,2,3,4,5,6,7}

Antler	Measured			Indicated			TOTAL M&I			Antler	Inferred		
	Tonnes	Grade	Metal	Tonnes	Grade	Metal	Tonnes	Grade	Metal		Tonnes	Grade	Metal
Copper	-	-	-	9.1Mt	2.25%	203kt	9.1Mt	2.25%	203kt	2.4Mt	1.55%	36.7kt	
Zinc	-	-	5.1%		463kt	5.1%		463kt	4.5%		106kt		
Lead	-	-	0.9%		81.5kt	0.9%		81.5kt	0.85%		20kt		
Gold	-	-	0.4		117koz	0.4		117koz	0.17g/t		13koz		
Silver	-	-	35.9g/t		10.5Moz	35.9g/t		10.5Moz	21.3g/t		1.6Moz		

Ore Reserve Estimate – Kinterra Antler Project^{1,2,4,5,6,7}

Antler	Proven			Probable			TOTAL ORE RESERVE		
	Tonnes	Grade	Metal	Tonnes	Grade	Metal	Tonnes	Grade	Metal
Copper	-	-	-	11.0Mt	1.6%	176kt	11.0Mt	1.6%	176kt
Zinc	-	-	3.7%		407kt	3.7%		407kt	
Lead	-	-	0.6%		66kt	0.6%		66kt	
Gold	-	-	0.3g/t		106koz	0.3g/t		106koz	
Silver	-	-	25.9g/t		9.2Moz	25.9g/t		9.2Moz	

- Source: ASX announcement dated 17 July 2024, Pre-Feasibility Study Announcement. <https://antlercopper.com/wp-content/uploads/2025/01/AntlerCopperProjectPreFeasibilityStudy17Jul24.pdf>
- The MRE was completed by New World Resources. The company was subsequently acquired by Kinterra Capital
- The Mineral Resources and Mineral Reserves have been prepared in accordance with the JORC Code (2012 Edition)
- Mineral Resources are reported inclusive of Ore Reserves.
- Please refer to the source document details and parameters of the Mineral Resource and Ore Reserve estimates.
- Development stage: Antler is an underground development project with a PFS completed in 2024.
- The deposit is classified as a polymetallic VMS.



Mineral Resources – Harmony Cobar Project^{1,2,3,4,5,6}

Cobar	Measured			Indicated			Inferred		
	Tonnes	Grade	Metal	Tonnes	Grade	Metal	Tonnes	Grade	Metal
Copper	11.0Mt	4.9%	540kt	6.3Mt	4.7%	293kt	3.0Mt	5.9%	178kt
Silver		18.8g/t	6.6Moz		16.2g/t	3.3Moz		22.1g/t	2.1Moz

- Last published MRE was completed by Metals Acquisition Corp Copper prior to acquisition by Harmony
- Source: ASX announcement dated 24 February 2025 titled "MAC Copper Limited Announces 2024 Resource and Reserve Statement and Production Guidance.
- The Mineral Resources and Mineral Reserves have been prepared in accordance with the JORC Code (2012 Edition)

Ore Reserve Estimate – Harmony Cobar Project^{1,2,3,5,6}

Cobar	Proved			Probable			TOTAL ORE RESERVE		
	Tonnes	Grade	Metal	Tonnes	Grade	Metal	Tonnes	Grade	Metal
Copper	11.4Mt	3.4%	391kt	4.5Mt	3.4%	154kt	15.9Mt	3.4%	545kt
Silver		13.4g/t	4.9Moz		12.9g/t	1.9Moz		13.3g/t	6.8Moz

- Mineral Resources are reported inclusive of Ore Reserves.
- Please refer to the source document details and parameters of the Mineral Resource and Ore Reserve estimates.
- Development Stage: Cobar is an operating underground mine.

Appendix 3- External Company Resources & Reserves



**CAPSTONE
COPPER**

Mineral Resources – Capstone Copper Cozamin Project^{1,2,3,4,5}

Cozamin	Measured			Indicated			TOTAL M&I			Cozamin	Inferred			
	Tonnes	Grade	Metal	Tonnes	Grade	Metal	Tonnes	Grade	Metal		Tonnes	Grade	Metal	
Copper	0.4Mt	1.25%	5kt	19.2Mt	1.39%	268kt	19.6Mt	1.39%	273kt	Copper	13.6Mt	0.72%	98kt	
Zinc		1.23%	5kt		1.12%	215kt		1.12%	220kt	Zinc		1.83%	249kt	
Lead		0.4%	2kt		0.41%	79kt		0.41%	80kt	Lead		0.75%	102kt	
Gold		-	-		-	-		-	-	-		Gold	-	-
Silver		54.0g/t	0.7Moz		44.0g/t	27.4Moz		45.0g/t	28.1Moz	45.0g/t		28.1Moz	Silver	39.0g/t

Mineral Reserve Estimate – Capstone Copper Cozamin Project^{1,2,4,5}

Cozamin	Proven			Probable			TOTAL MINERAL RESERVE		
	Tonnes	Grade	Metal	Tonnes	Grade	Metal	Tonnes	Grade	Metal
Copper	-	-	-	8.1Mt	1.52%	123kt	25.7Mt	1.21 %	792Mlb
Zinc		-	-		0.64%	52kt		2.17 %	1,420Mlb
Lead		-	-		0.36%	29kt		0.44 g/t	420koz
Gold		-	-		-	-		14.4 g/t	1.4Moz
Silver		-	-		43.0g/t	11.2Moz			

1. Source: Company website, <https://capstonecopper.com/operations/mineral-reserves-and-resources/>
2. The Mineral Resources and Mineral Reserves have been prepared in accordance with the Canadian National Instrument 43-101 and JORC Code (2012 Edition).
3. Mineral Resources are reported inclusive of Ore Reserves.
4. Please refer to the source document details and parameters of the Mineral Resource and Ore Reserve estimates.
5. Development stage: Cozamin is an operating underground mine of a polymetallic VMS deposit.



Mineral Resources – Sandfire Resources

DeGrussa Project at commencement of mining^{1,2,3,4,5,6}

DeGrussa	Measured			Indicated			Inferred		
	Tonnes	Grade	Metal	Tonnes	Grade	Metal	Tonnes	Grade	Metal
Copper	2.3	1.0%	24kt	9.5Mt	5.5%	516kt	2.5Mt	4.3%	108kt
Gold		0.56g/t	42koz		1.8g/t	541koz		1.9g/t	157koz

1. Source: ASX announcement dated 29 March 2011 titled 'DeGrussa Project: Maiden Open Pit Ore Reserve'
2. The Mineral Resources and Mineral Reserves have been prepared in accordance with the JORC Code (2004 Edition). A Competent Person has not done sufficient work to classify the JORC (2004) estimate as a mineral resource and ore reserve in accordance with the JORC Code (2012 Edition), and it is uncertain whether further evaluation and exploration will result in an estimate reportable under the JORC Code (2012 Edition).
3. Mineral Resources are reported inclusive of Ore Reserves.

Ore Reserve Estimate – Sandfire Resources

DeGrussa Project at commencement of mining^{1,2,4,5,6}

DeGrussa	Proved			Probable			TOTAL MINERAL RESERVE		
	Tonnes	Grade	Metal	Tonnes	Grade	Metal	Tonnes	Grade	Metal
Copper	-	-	-	8.39Mt	5.6%	465kt	8.39Mt	5.6%	465kt
Gold	-	-	-		1.8g/t	485koz		1.8g/t	485koz

4. Please refer to the source document details and parameters of the Mineral Resource and Ore Reserve estimates.
5. Totals may vary due to rounding.
6. Development stage: Mining at DeGrussa has concluded and the site has closed. The site was formerly operated as both underground and open pit. The deposit is classified as a polymetallic VMS.

Appendix 3- External Company Resources & Reserves



Sandfire Mineral Resources – Sandfire Resources Motheo Project^{1,2,3,4,5}

Motheo	Measured			Indicated			Inferred		
	Tonnes	Grade	Metal	Tonnes	Grade	Metal	Tonnes	Grade	Metal
Copper	4.1	0.9%	39kt	45.2Mt	0.9%	419kt	10.2Mt	1.1%	112kt
Silver		13.9g/t	1.8Moz		13.9g/t	20.2Moz		12.3g/t	4.2Moz

1. Source: ASX announcement dated 28 August 2025 titled 'Motheo Consolidated Mineral Resources and Ore Reserves'. <https://sfr.live.irmau.com/site/pdf/1b8e8092-af5-418c-b264-78ab422d73ef/Motheo-Consolidated-Mineral-Resources-Ore-Reserves-Update.pdf?Platform=ListPage>
2. The Mineral Resources and Mineral Reserves have been prepared in accordance with the JORC Code (2012 Edition)
3. Mineral Resources are reported inclusive of Ore Reserves.

Ore Reserve Estimate – Sandfire Resources Motheo Project^{1,2,4,5}

Motheo	Proved			Probable			TOTAL ORE RESERVE		
	Tonnes	Grade	Metal	Tonnes	Grade	Metal	Tonnes	Grade	Metal
Copper	3.9Mt	0.9%	36kt	38.5Mt	0.9%	345kt	42.4Mt	0.9%	381kt
Silver		13.7g/t	1.7Moz		13.5g/t	16.7Moz		13.5g/t	18.4Moz

4. Please refer to the source document details and parameters of the Mineral Resource and Ore Reserve estimates.
5. Development Stage: Motheo is an operating mine.



Mineral Resources^{1,2,3,4,5} Evolution Mining Ernest Henry Project

Ernest Henry	Measured			Indicated			Inferred		
	Tonnes	Grade	Metal	Tonnes	Grade	Metal	Tonnes	Grade	Metal
Copper	31.0Mt	1.39%	430kt	49.0Mt	1.24%	610kt	31.0Mt	1.13%	350kt
Gold		0.81g/t	810koz		0.76g/t	1,200koz		0.73g/t	730koz

1. Source: Evolution Mining ASX announcement dated 6 June 2025 titled 'Annual Mineral Resources and Ore Reserves Statement as at 31 December 2024'. https://yourir.info/resources/851ef7fa345f09f/announcements/evn.asx/2A1600547/EVN_Annual_Mineral_Resources_and_Ore_Reserves_Statement.pdf
2. The Mineral Resources have been prepared in accordance with the JORC Code (2012 Edition).

Ore Reserve Estimate^{1,2,4,5} Evolution Mining Ernest Henry Project

Ernest Henry	Proved			Probable			TOTAL ORE RESERVE		
	Tonnes	Grade	Metal	Tonnes	Grade	Metal	Tonnes	Grade	Metal
Copper	32Mt	1.07%	340kt	47Mt	0.55%	250kt	78Mt	0.76%	600kt
Gold		0.65g/t	0.66koz		0.33g/t	0.5Moz		0.46g/t	1.2Moz

3. Mineral Resources are reported inclusive of Ore Reserves.
4. Please refer to the source document details and parameters of the Mineral Resource and Ore Reserve estimates.
5. Development stage: Ernest Henry is an operating underground mine.

Appendix 4– 2024 Copper Production Data



PROPERTY	CURRENT OWNER	2024 Cu Metal PRODUCTION (Kt)	SOURCE DATA
Aranzazu	Aura Minerals	16.7	December 2024 MD&A Quarterly Report. https://api.mziq.com/mzfilemanager/v2/d/7e088be0-b725-4cba-ab5e-4969a4ac92af/4f2b0044-b171-0521-21e7-9da06007660e?origin=1
Capricorn	29Metals	2.0	December 2024 Quarterly Report. https://announcements.asx.com.au/asxpdf/20250129/pdf/06dxbk4hk33h79.pdf
Caraiba	Ero Copper	35.4	2024 Annual Report. https://erocopper.com/site/assets/files/6620/2024_ero_copper_annual_report.pdf
Cobar	MAC Copper	41.1	2024 Annual Report. https://s202.q4cdn.com/908723817/files/doc_financials/2024/ar/2025-03-28-Annual-Report.pdf
Constancia	Hudbay	12.5	December 2024 MD&A Report. https://s23.q4cdn.com/405985100/files/doc_financials/2024/q4/MDA225.pdf
Copper Mountain	Hudbay	26.4	December 2024 MD&A Report. https://s23.q4cdn.com/405985100/files/doc_financials/2024/q4/MDA225.pdf
Cozamin	Capstone	24.9	December 2024 MD&A Report. https://capstonecopper.com/wp-content/uploads/2025/02/2024-Capstone-Copper-Corp-Year-end-Report-to-Shareholders.pdf
Eloise	AIC Mines	12.4	December 2024 Quarterly Report. https://announcements.asx.com.au/asxpdf/20250128/pdf/06dw2svwvjv6yf.pdf
Ernest Henry	Evolution	49.2	December 2024 Quarterly Report. https://announcements.asx.com.au/asxpdf/20250122/pdf/06dqfww5x116c.pdf
Gibraltar	Taseko Mines	47.9	December 2024 Quarterly Report. https://www.tasekominer.com/resources/financials/Q4-2024.pdf
Golden Grove	AIC Mines	21.9	December 2024 Quarterly Report. https://announcements.asx.com.au/asxpdf/20250129/pdf/06dxbk4hk33h79.pdf
Hudson Bay 777	Hudbay	12.5	December 2024 MD&A Report. https://s23.q4cdn.com/405985100/files/doc_financials/2024/q4/MDA225.pdf
Jiama	China Gold	47.9	December 2024 Report. https://www.chinagoldintl.com/resources/financials/2025/Results-Announcement-For-The-Year-Ended-December-31-2024.pdf?v=090805
Mantos Blancos	Capstone	44.6	December 2024 MD&A Report. https://capstonecopper.com/wp-content/uploads/2025/02/2024-Capstone-Copper-Corp-Year-end-Report-to-Shareholders.pdf
Mantoverde	Capstone (70%)	57.7	December 2024 MD&A Report. https://capstonecopper.com/wp-content/uploads/2025/02/2024-Capstone-Copper-Corp-Year-end-Report-to-Shareholders.pdf
MATSA	Sandfire	55.1	December 2024 Quarterly Report. https://announcements.asx.com.au/asxpdf/20250130/pdf/06dysxt1x3f6ws.pdf
Minera Valle Ctrl	Amerigo Resources	29.3	2024 Operational Results. https://www.amerigoresources.com/resources/news/nr-20250114.pdf
Mount Milligan	Centerra	24.6	December 2024 Quarterly Report. https://s205.q4cdn.com/276554285/files/doc_financials/2024/q4-24-mdna.pdf
Mount Polley	Imperial Metals	16.2	December 2024 MD&A Report. https://imperialmetals.com/assets/docs/2024-Q4-MDA.pdf
Mt Colin	Aeris Resources	5.8	June 2024 Quarterly Report. https://announcements.asx.com.au/asxpdf/20240730/pdf/0662h9rtpd8bk6.pdf December 2024 Quarterly Report. https://announcements.asx.com.au/asxpdf/20250131/pdf/06f11vctrh6z3z.pdf
Northparkes	Evolution (80%)	35.8	December 2024 Quarterly Report. https://stocknessmonster.com/announcements/evn-asx-2A1574394/
Nova-Bollinger	IGO	8.2	June 2024 Quarterly Report. https://announcements.asx.com.au/asxpdf/20240730/pdf/06621z0f9gymd7.pdf December 2024 Quarterly Report. https://announcements.asx.com.au/asxpdf/20250130/pdf/06dz10vw3sjhz2.pdf
Pinto Valley	Capstone	57.3	December 2024 MD&A Report. https://capstonecopper.com/wp-content/uploads/2025/02/2024-Capstone-Copper-Corp-Year-end-Report-to-Shareholders.pdf
Sierra Gorda	South32 (45%)	146.4	June 2024 Quarterly Report. https://announcements.asx.com.au/asxpdf/20240722/pdf/065sly6fvqmbw.pdf December 2024 Quarterly Report. https://announcements.asx.com.au/asxpdf/20250120/pdf/06dnp5mzbg3l4.pdf
Tritton	Aeris Resources	18.6	June 2024 Quarterly Report. https://announcements.asx.com.au/asxpdf/20240730/pdf/0662h9rtpd8bk6.pdf December 2024 Quarterly Report. https://announcements.asx.com.au/asxpdf/20250131/pdf/06f11vctrh6z3z.pdf
Tucuma	Ero Copper	8.2	2024 Annual Report. https://erocopper.com/site/assets/files/6620/2024_ero_copper_annual_report.pdf