

9 April 2026

A New Chapter for Havilah Resources

RRS GATHER ROUND CONFERENCE 2026 PRESENTATION

Havilah Resources Limited (**Havilah** or **Company**) is pleased to release the presentation to be delivered at the RRS Gather Round Investor Conference 2026 by Dr Chris Giles, Havilah's Technical Director.

The presentation, entitled "A New Chapter for Havilah Resources" outlines the transformational effect the Sandfire Resources Kalkaroo transaction has had on Havilah.

The presentation will also be available on the Company's website at www.havilah-resources.com.au

This release has been authorised on behalf of the Havilah Resources Limited Board by Mr Simon Gray.

For further information visit www.havilah-resources.com.au

Contact: Dr Chris Giles, Technical Director, on (08) 7111 3627 or email info@havilah-resources.com.au

Registered Office: 107 Rundle Street, Kent Town, South Australia 5067


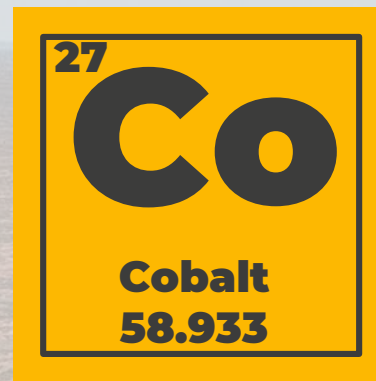
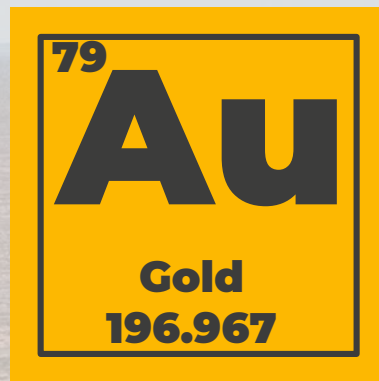



A NEW CHAPTER **FOR** Havilah Resources

Strategic Minerals in South Australia



MULTI-COMMODITY MINERALS PROJECT GENERATOR



Operating in the highly prospective Curnamona Province
of northeastern South Australia.

CURNAMONA PROVINCE



HIGH GEOLOGICAL PROSPECTIVITY

Comparable with Gawler Craton and Mt. Isa -Cloncurry.



LARGE STRATABOUND MINERALISED SYSTEMS

Capable of producing big orebodies.



UNDER-EXPLORED DUE TO LACK OF OUTCROP

Means plenty of new discovery opportunities.



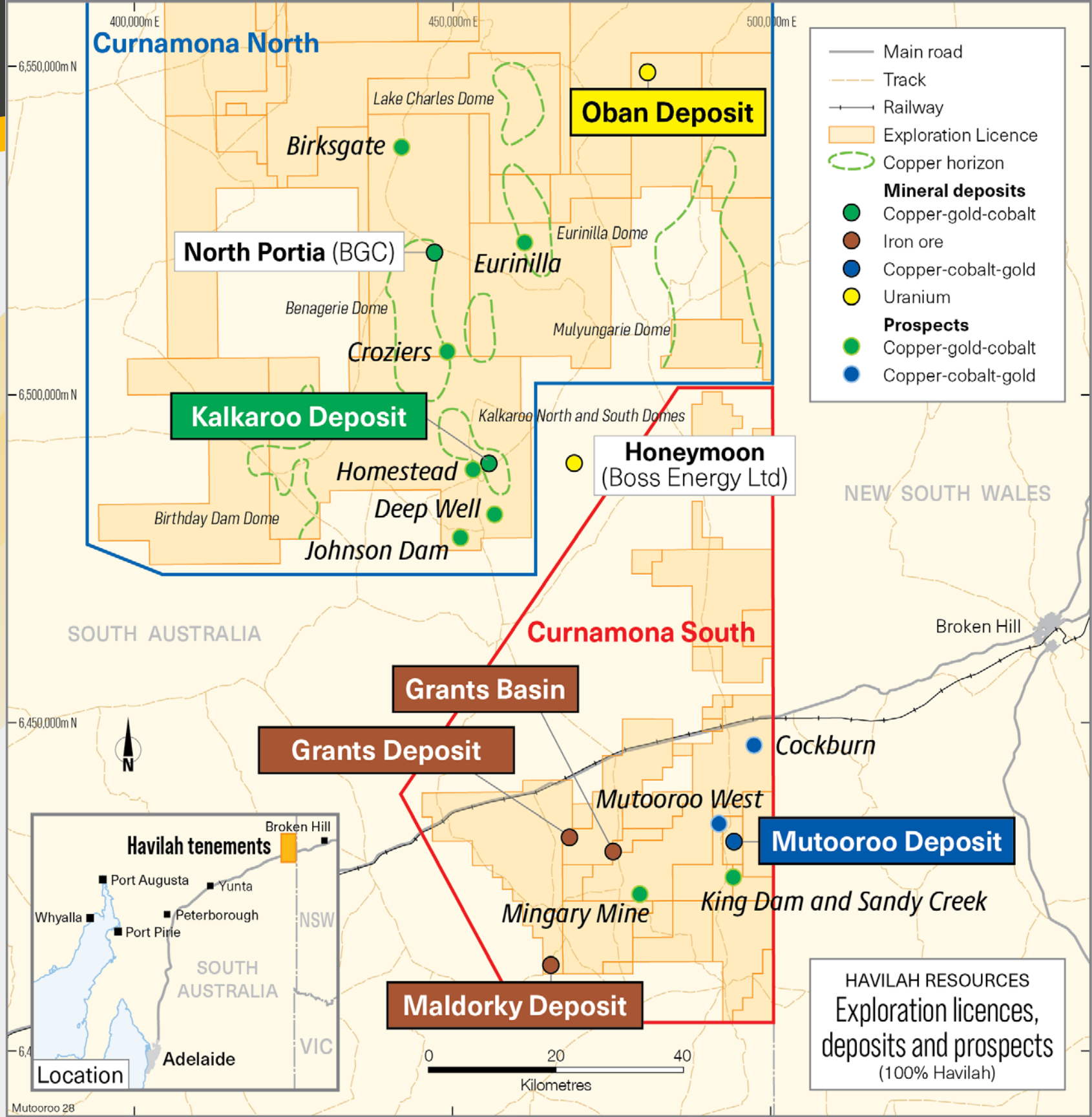
MULTI-COMMODITY MINERAL ENDOWMENT

Variety of valuable strategic and critical minerals.



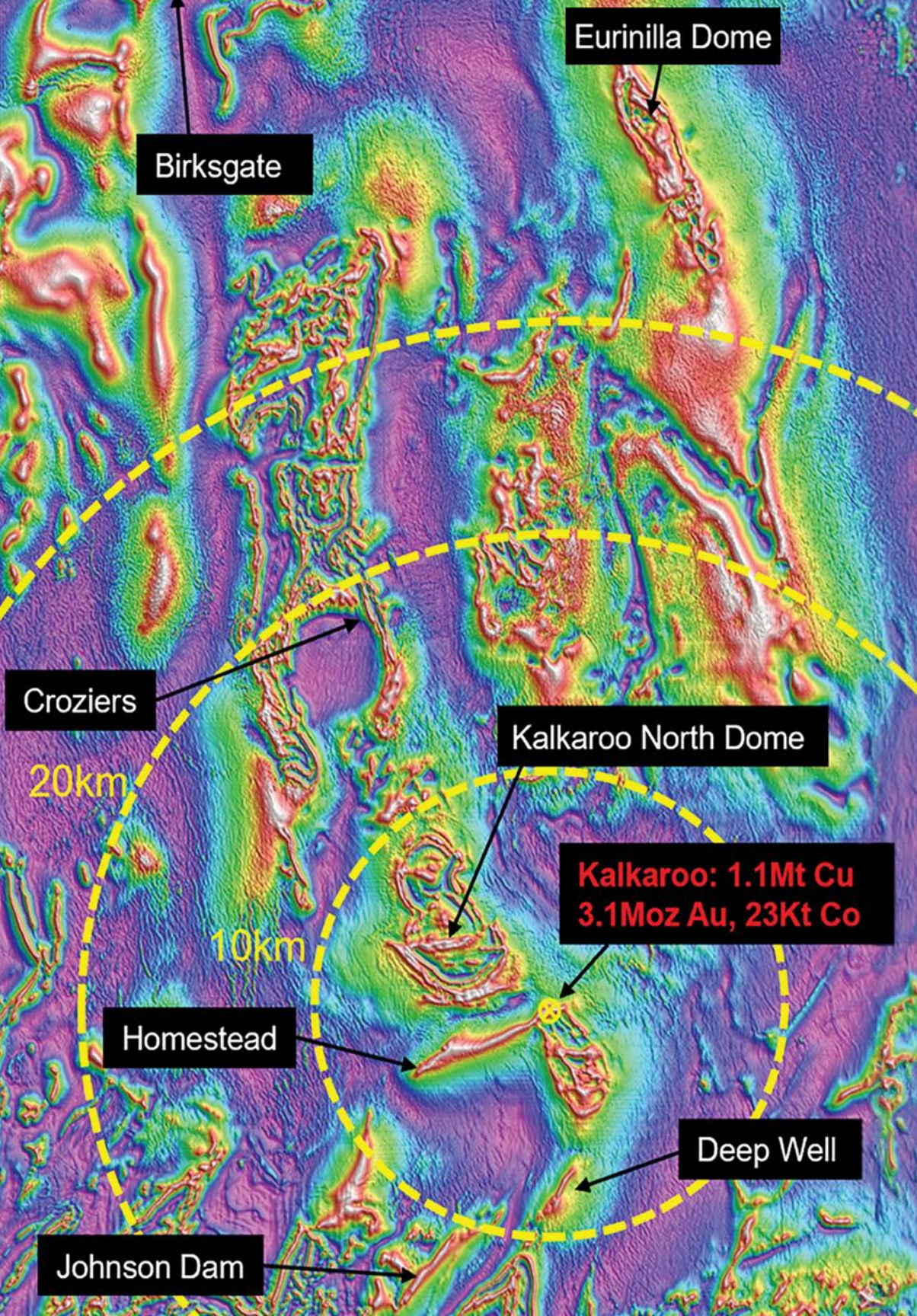
FAVOURABLE LOGISTICS

Near Broken Hill, rail, highway, power, ample water, outback pastoral country.



HAVILAH RESOURCES
Exploration licences,
deposits and prospects
(100% Havilah)

EXTENSIVE MINERALS PORTFOLIO



Four JORC Mineral Resources:

Kalkaroo (Cu-Au-Co), Mutooroo (Cu-Co-Au), Maldorky & Grants Iron Ore.

Many Promising Prospects

Multiple mineralised drilling intersections.

What Has Changed?

- 1** Sandfire transaction has unlocked exploration funds.
- 2** Adequate funding greatly enhances chances of future discovery success.

3P PROJECT GENERATIVE PROCESS

2. Prove

Drill, define and model mineral resources attractive to investors



3. Partnerships

Establish partnerships with capable mining project developers



1. Prospect

Exploration uncovers large mineral systems across our tenements



4. Successful Deals

Payments and retained project interests enable returns to shareholders and re-investment in prospect generation



A self-reinforcing and repeating growth cycle — each success builds the foundation for the next ⁵

KALKAROO PROJECT TRANSACTION EXAMPLE



**PARTNERING ON THE
KALKAROO PROJECT**

\$105M

Stage 1 Payment

Upfront payment received by Havilah in February 2026

>20KM

PFS WORK

Minimum 20,000 metres of resource drilling planned

\$30M

EXPLORATION

2 year commitment to regional exploration

\$105M

STAGE 2 PAYMENT

If made within 2 years Sandfire would secure an 80% project interest

20%

RETAINED INTEREST

Havilah's 20% interest is free carried through to commercial production

INVESTMENT CASE



OUTSTANDING MINERAL INVESTMENT EXPOSURE

High leverage to discovery success for copper, gold and other metals in the under-explored Curnamona Province.



MULTI-COMMODITY PROJECT GENERATOR

Advancing multiple projects and seeking strategic partnerships that de-risk and quicken project development.



PROJECT BY PROJECT VALUE ADDING

Driven by a proven scalable 3P model that could be repeated over and over, compounding shareholder value.



FUTURE RETURNS TO SHAREHOLDERS

From cash generated by monetising advanced projects and a growing portfolio of retained project interests (eg Kalkaroo).





FUTURE VISION

New funding released by the Kalkaroo transaction positions Havilah to unlock the mineral potential of the Curnamona Province through targeted drilling of numerous high conviction prospects.

Technical Director – Dr. Chris Giles



 **Sandfire**
We mine **copper** sustainably to energise the future

Cautionary Statement

The information contained in this presentation is not financial product advice and does not constitute an offer. The presentation is for information purposes and is of a general and summary nature only. Neither Havilah Resources Limited (Havilah) nor any member of the Havilah Group of companies, gives no warranties in relation to the statements and information in this presentation. Investors should seek appropriate advice on their own objectives, financial situation and needs.

It is not recommended that any person makes any investment decision in relation to Havilah based on this presentation. This presentation should be read in conjunction with the latest Annual Report together with any announcements made by Havilah in accordance with its continuous disclosure obligations arising under the Corporations Act 2001.

This presentation contains certain statements which may constitute 'forward-looking statements'. Such statements are only predictions and are subject to inherent risks and uncertainties which could cause actual values, performance or achievements to differ materially from those expressed, implied or projected in any forward-looking statements.

Havilah disclaims any intent or obligation to update publicly any forward-looking statements, whether as a result of new information, future events or results or otherwise. Investors are cautioned that forward-looking statements are not guarantees of future performance and investors are cautioned not to put undue reliance on forward-looking statements due to the inherent uncertainty therein. Where discovery upside is identified, this is a collective opinion of Havilah's geologists based on their best interpretations of the available data and their experience in the Curnamona Province. Further work may disprove any or all the interpretations and geological models put forward in this presentation.

Competent Person's Statement

The information in this presentation that relates to Exploration Results, Mineral Resources and Ore Reserves is based on data compiled by geologist Dr Chris Giles, a Competent Person who is a member of The Australian Institute of Geoscientists. Dr Giles is Technical Director of the Company, a full-time employee and is a substantial shareholder. Dr Giles has sufficient experience, which is relevant to the style of mineralisation and type of deposit and activities described herein to qualify as a Competent Person as defined in the 2012 Edition of 'Australasian Code for Reporting of Exploration Results, Mineral Resources and Ore Reserves'. Dr Giles consents to the inclusion in the presentation of the matters based on his information in the form and context in which it appears.

Information for Ore Reserve & Mineral Resources complies with the JORC Code 2012. Information for the Kalkaroo Ore Reserve & Mineral Resource and the Mutooroo Inferred cobalt & gold Mineral Resources complies with the JORC Code 2012. All other information was prepared and first disclosed under the JORC Code 2004 and is presented on the basis that the information has not materially changed since it was last reported. Havilah confirms that all material assumptions and technical parameters underpinning the reserves and resources continue to apply and have not materially changed. Except where explicitly stated, this presentation contains references to prior exploration results and JORC Mineral Resources, which are cross-referenced to previous ASX announcements made by Havilah. The Company confirms that it is not aware of any new information or data that materially affects the information included in the relevant ASX announcements.

JORC Ore Reserve and Mineral Resources 2025

JORC Mineral Resources as at 31 July 2025

Project	Classification	Resource Category	Tonnes	Copper %	Cobalt %	Gold g/t	Copper tonnes	Cobalt tonnes	Gold ounces	
Mutooroo ²	Measured	Oxide	598,000	0.56	0.04	0.08				
	Total	Oxide	598,000	0.56	0.04	0.08	3,300	200	1,500	
	Measured	Sulphide Copper-Cobalt-Gold	4,149,000	1.23	0.14	0.18				
	Indicated	Sulphide Copper-Cobalt-Gold	1,697,000	1.52	0.14	0.35				
	Inferred	Sulphide Copper-Cobalt-Gold	6,683,000	1.71	0.17	0.17				
	Total	Sulphide Copper-Cobalt-Gold	12,529,000	1.53	0.16	0.20	191,700	20,000	80,600	
		Total Mutooroo	13,127,000				195,000	20,200	82,100	
Kalkaroo ³	Measured	Oxide Gold Cap	12,000,000			0.82				
	Indicated	Oxide Gold Cap	6,970,000			0.62				
	Inferred	Oxide Gold Cap	2,710,000			0.68				
	Total	Oxide Gold Cap	21,680,000			0.74			514,500	
	Measured	Sulphide Copper-Gold	85,600,000	0.57		0.42				
	Indicated	Sulphide Copper-Gold	27,900,000	0.49		0.36				
	Inferred	Sulphide Copper-Gold	110,300,000	0.43		0.32				
	Total	Sulphide Copper-Gold	223,800,000	0.49		0.36	1,096,600		2,590,300	
			Total Kalkaroo	245,480,000				1,096,600		3,104,800
	Inferred	Cobalt Sulphide ⁴	193,000,000		0.012			23,200		
Total All Projects		All Categories (rounded)	258,607,000				1,291,600	43,400	3,186,900	
Project	Classification		Tonnes (Mt)		Iron (%)		Fe concentrate (Mt)		Estimated yield	
Maldorky ⁵	Indicated		147		30.1		59		40%	
Grants ⁶	Inferred		304		24		100		33%	
Total all projects	All categories		451				159			

JORC Ore Reserves as at 31 July 2025

Project	Classification	Tonnes (Mt)	Copper %	Gold g/t	Copper tonnes (Kt)	Gold ounces (Koz)
Kalkaroo ¹	Proved	90.2	0.48	0.44	430	1,282
	Probable	9.9	0.45	0.39	44	125
Total		100.1	0.47	0.44	474	1,407

Footnotes to the JORC Ore Reserve and Mineral Resource Tables

Numbers in tables are rounded. Ore Reserves are a subset of the Mineral Resources.

¹ Details released to ASX: [18 June 2018](#) (Kalkaroo)

² Details released to ASX: [18 October 2010](#) and [5 June 2020](#) (Mutooroo)

³ Details released to ASX [30 January 2018](#) & [7 March 2018](#) (Kalkaroo)

⁴ Note that the Kalkaroo cobalt Inferred resource is not added to the total tonnage

⁵ Details released to ASX: [10 June 2011](#) applying an 18% Fe cut-off (Maldorky)

⁶ Details released to ASX: [5 December 2012](#) applying an 18% Fe cut-off (Grants)

Gold recovery: copper recovery used in CuEq calculation is 0.844 based on Kalkaroo PFS ([18 June 2018](#)) and supported by the subsequent BHP study program results.