



## ASX ANNOUNCEMENT

25 March 2026

# Excellent Metallurgical Results for Western Queen Gold and Tungsten Project

### Key points

- **Metallurgical Testwork**
  - Initial conventional gravity laboratory testwork has delivered a highly marketable **WO<sub>3</sub> concentrate with a 48% grade and 45% recovery**
  - A flowsheet has been developed that successfully separates both gold and scheelite with minimal losses (<1 %) of gold to the scheelite (WO<sub>3</sub>) concentrate
  - The scheelite gravity flowsheet can be designed as a simple 'bolt-on' processing facility which could be integrated into an existing gold plant
  - Discussions have commenced with mineral processing specialists Sepro Systems with the aim of evaluating modular, low-cost gravity processing equipment for a rapid development option
- **Next steps**
  - Further testwork will review a Concept 2 flowsheet to improve recovery
  - A scoping study has commenced on mining and processing WO<sub>3</sub> material from Western Queen South which could be mined concurrently with the gold mineralisation
  - Continue discussions with potential WO<sub>3</sub> concentrate off-take partners
  - **Fast track tungsten production - with global tungsten prices soaring by over 500% in the last year, we are moving to fast-track production to capture this historic market upside**

### Peter Harold, Managing Director & CEO commented:

*"The metallurgical testwork on the scheelite material at Western Queen has confirmed we can upgrade the material to a concentrate containing 48% WO<sub>3</sub> at a 45% recovery via a simple and conventional gravity circuit.*

*This is excellent news and we have already commenced work on a scoping study to fast track the tungsten into production alongside our planned gold production.*

*The tungsten could add a significant co-product revenue stream alongside the gold production".*

Rumble Resources Limited (ASX: RTR) (“Rumble” or the “Company”) is delighted to provide this update on the results of metallurgical testwork on the scheelite-gold material from the Western Queen Gold - Tungsten Project which is located 90km northwest of Mt Magnet in Western Australia (see Figure 1).

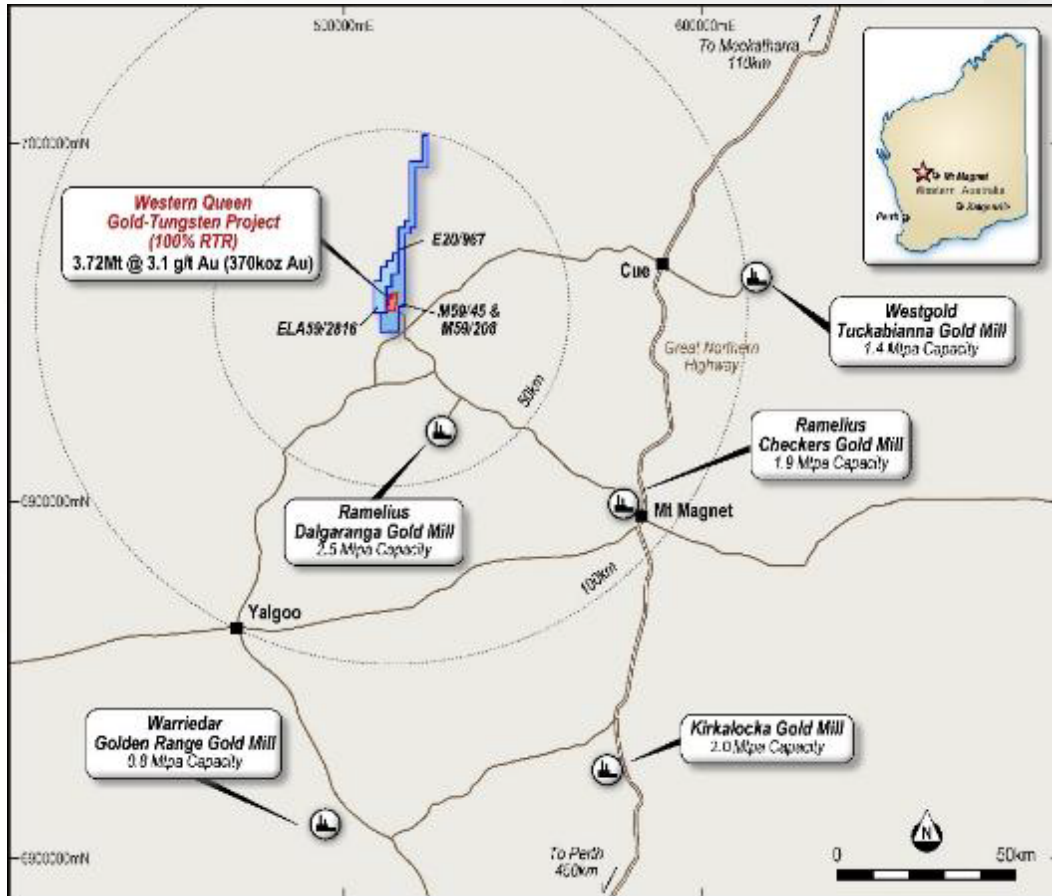


Figure 1 – Location of Western Queen Project

The results from this testwork follow the delivery of a maiden Western Queen tungsten Mineral Resource Estimate (MRE) of **4.31Mt @ 0.31% WO<sub>3</sub> for 13.2Kt WO<sub>3</sub><sup>1</sup>** at a 0.1% WO<sub>3</sub> cut-off, reported in August 2025. The maiden resource contained a higher-grade portion of **1.44Mt @ 0.51% WO<sub>3</sub> for 7.4Kt WO<sub>3</sub>** at 0.3% WO<sub>3</sub> cut off (refer Table 1 and Figure 2).

Table 1 – Western Queen August 2025 Tungsten MRE (0.1% WO<sub>3</sub> Cut-off)

| Prospect     | Inferred Mineral Resource |                      |                      |
|--------------|---------------------------|----------------------|----------------------|
|              | Tonnage<br>kt             | WO <sub>3</sub><br>% | WO <sub>3</sub><br>t |
| WQ Central   | 790                       | 0.27                 | 2,200                |
| Princess     | 810                       | 0.22                 | 1,800                |
| WQ South     | 2,710                     | 0.34                 | 9,200                |
| <b>Total</b> | <b>4,310</b>              | <b>0.31</b>          | <b>13,200</b>        |

<sup>1</sup> Refer to Rumble ASX release 11 August 2025 “Maiden Tungsten Resource at Western Queen Project”

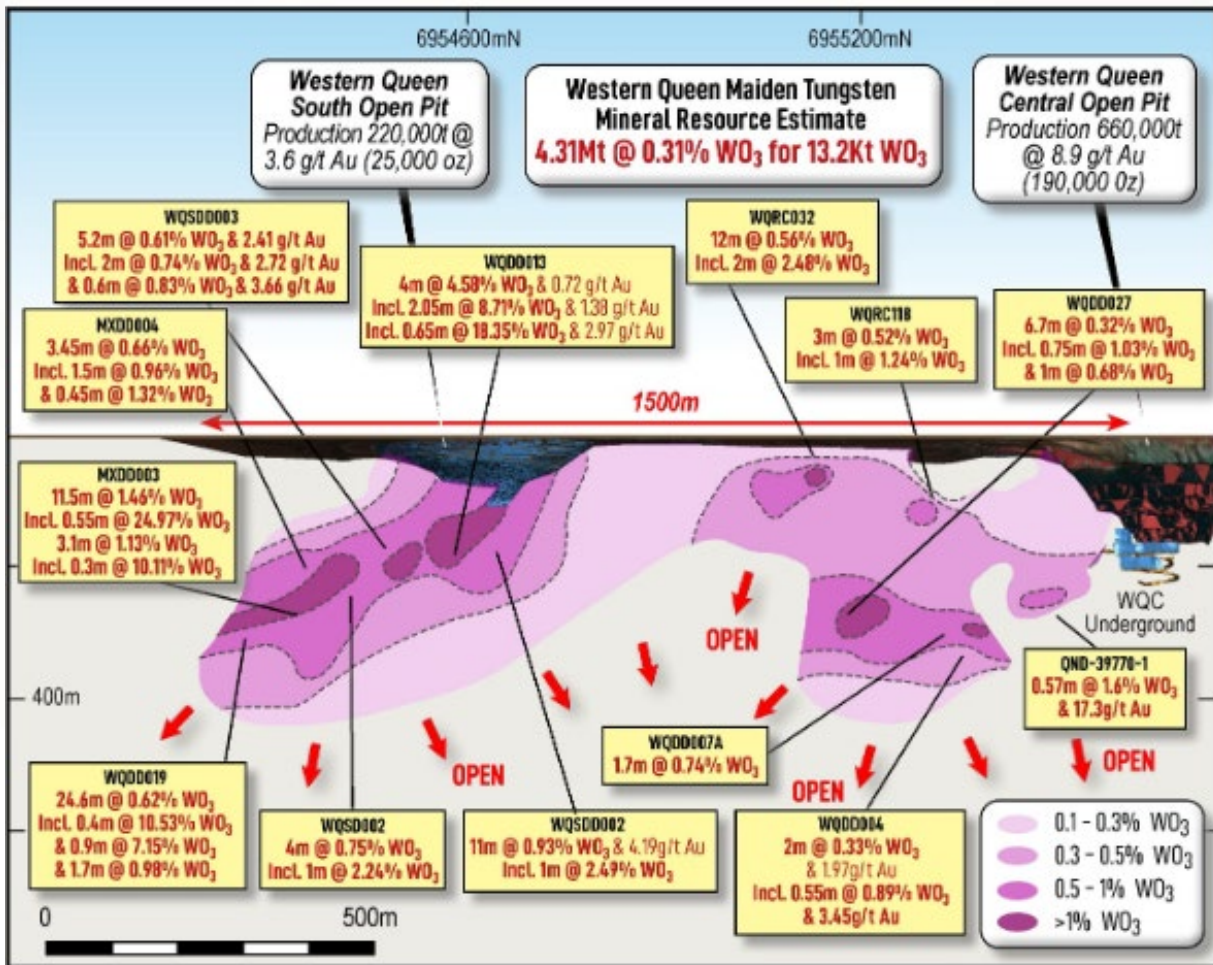


Figure 2 – Maiden Western Queen Tungsten MRE showing extents of WO<sub>3</sub> lodes and diagrammatic contoured block grades displaying emerging high-grade trends and the select significant WO<sub>3</sub> intercepts

## Scheelite Metallurgical Testwork

The principal objective of the metallurgical work on the bulk scheelite mineralisation has been to develop a processing flowsheet that is simple and focus on maximising tungsten recovery without impacting gold yield.

This testwork program was performed on selected bulk samples in a staged manner to better understand the nature of the scheelite and its properties.

To date, two programs have been completed:

- Initial sighter testwork (ALS report A26511); and
- Flowsheet development testwork (ALS report A26914).

Both programs were performed at ALS Metallurgy (ALS) in Balcatta, Western Australia under the supervision of metallurgical consultants from Scott Dalley Francks Pty Ltd (SDF).



## Initial Sighter Testwork (A26511)

The initial sighter program commenced in late 2025 on bulk material sourced from the previous historical open cut mined material at Western Queen South grading 0.9% WO<sub>3</sub> and 4.6g/t Au.

The outcomes of this sighter program included:

- Determination of the tungsten in the deposit being scheelite (CaWO<sub>3</sub>), which is released as the material is ground closer to a P<sub>80</sub> 106-150 µm.
- Silicate minerals dominate (92%) and sulphide gangue, mostly pyrite, makes up a portion the remaining composition.
- The gold in the sample is relatively fine and is amenable to some gravity recovery (~25%) and is free milling.
- The pyrite in the sample floats readily along with a high majority of the gold.
- Gravity recovery and upgrade of the scheelite was possible using conventional tabling and will improve if the sulphide minerals are removed prior to scheelite recovery.
- Ore sorting testwork performed by Stienert was successful in upgrading the scheelite, however, the gold did not respond as well. A feature that would be at odds in recovering both metals.
- Coarser grinds (P<sub>80</sub> of 212 µm and 150 µm) were initially pursued to limit slimes (< 20 µm) losses of the brittle scheelite mineral during gravity treatment, however coarser grind may compromise the finer grind (P<sub>80</sub> 106 µm) required for more optimal gold recovery.

## Flowsheet Development Testwork (A26914)

The flowsheet development metallurgical testwork work used the learnings from the initial sighter work. Mineral processing specialists, Sepro, were invited to review the program to ensure sufficient testing was performed for future gravity plant evaluations and design.

The aims of this flowsheet development program were to understand the following:

- Grind size required to optimally separate the scheelite from the gold;
- Overall gold recovery and what, if any, potential losses due to the recovery of scheelite;
- Can Falcon concentrators optimise scheelite recovery by mitigating losses within the ultra-fine (< 20 µm) slimes fraction;
- Comminution characteristics of the scheelite/gold ore;
- The concentrate specification produced, including any impurities and the gold content.

The majority of the current flowsheet development program has been completed and detailed within this announcement, with the metallurgical optimisation testwork of the Falcon recovery circuit ongoing.

The flowsheet concept developed for the gold and scheelite is shown in Figure 3. The flowsheet targets to grind to a mutually compatible grind of P<sub>80</sub> to facilitate excellent recovery (>99%) of the gold and good recovery and grades of the scheelite. The gold is recovered by gravity followed by flotation and then removal of scheelite prior to treatment by conventional Carbon in Pulp/Carbon in Leach (CIP/CIL) processing.

Conventional sulphide flotation (xanthate at natural pH) not only recovers the gold but also recovers sulphides which minimises sulphide dilution of scheelite in the gravity circuit. Gold not recovered in the scheelite circuit reports to the scheelite recovery circuit tail to be treated by conventional CIP/CIL.

The results from the flowsheet development testwork program underpin the concept flowsheet described in the following sections.

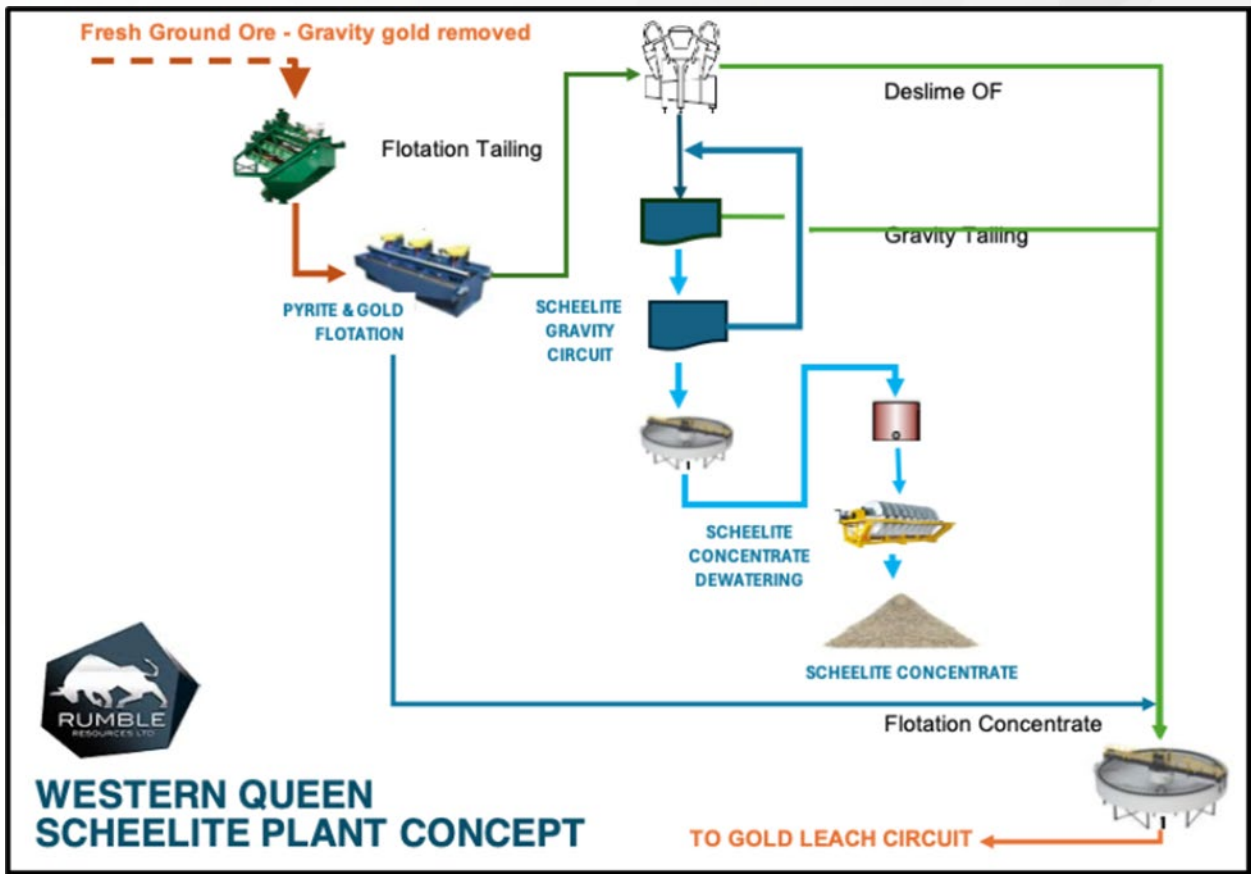


Figure 3. Western Queen Flowsheet Concept

## Batch Testing

A further 466kg of bulk sample was sourced utilising historically extracted material from the Western Queen South deposit. This material was blended to produce a 466kg sample with head grades (refer to Table 2) closer to the reported deposit grades 0.5% -0.6% WO<sub>3</sub> and 1.8 -2.0 g/t Au.

Table 2 -Sample Head Assay Analysis

| Sample ID         | Analyte                            |        |              |              |                |         |         |                                    |                                    |                      |         |         |
|-------------------|------------------------------------|--------|--------------|--------------|----------------|---------|---------|------------------------------------|------------------------------------|----------------------|---------|---------|
|                   | Al <sub>2</sub> O <sub>3</sub> (%) | As (%) | Au (1) (g/t) | Au (2) (g/t) | Au (avg) (g/t) | BaO (%) | CaO (%) | Cr <sub>2</sub> O <sub>3</sub> (%) | Fe <sub>2</sub> O <sub>3</sub> (%) | K <sub>2</sub> O (%) | MgO (%) | MnO (%) |
| Low-Mod Composite | 12.2                               | <0.01  | 1.75         | 1.88         | 1.82           | 0.08    | 7.54    | <0.01                              | 7.59                               | 3.15                 | 4.69    | 0.14    |

| Sample ID         | Analyte |                                    |                                   |       |                       |                      |                      |                                    |                      |                                   |                     |        |        |
|-------------------|---------|------------------------------------|-----------------------------------|-------|-----------------------|----------------------|----------------------|------------------------------------|----------------------|-----------------------------------|---------------------|--------|--------|
|                   | Mo (%)  | Nb <sub>2</sub> O <sub>5</sub> (%) | P <sub>2</sub> O <sub>5</sub> (%) | S (%) | S <sup>(2-)</sup> (%) | SiO <sub>2</sub> (%) | SnO <sub>2</sub> (%) | Ta <sub>2</sub> O <sub>5</sub> (%) | TiO <sub>2</sub> (%) | V <sub>2</sub> O <sub>5</sub> (%) | WO <sub>3</sub> (%) | Zn (%) | Zr (%) |
| Low-Mod Composite | <0.01   | <0.01                              | 0.16                              | 1.08  | 0.92                  | 62.3                 | <0.01                | <0.01                              | 0.58                 | 0.025                             | 0.53                | 0.07   | 0.01   |

## A. Gold Recovery

The sample underwent gravity and cyanidation testing to determine baseline gold recovery and assess the impact of simultaneous scheelite extraction on gold yield.

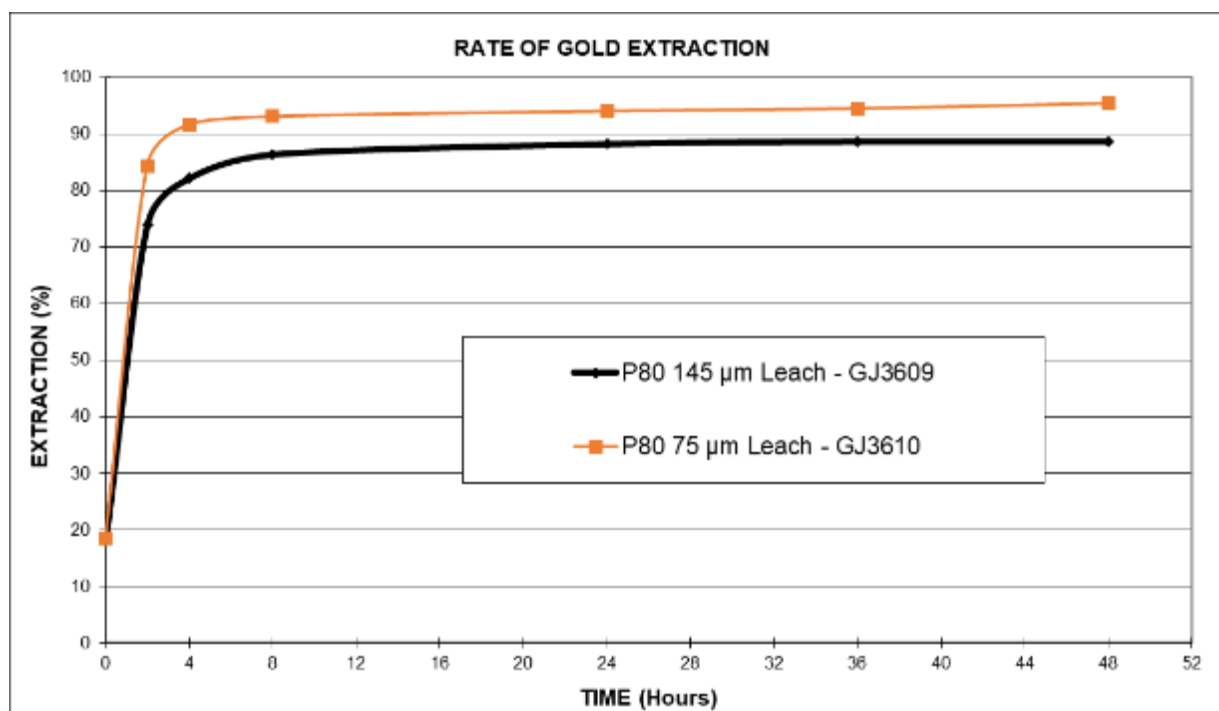
Gravity Recoverable Gold (GRG) testing characterised the gold as fine-grained, yielding a low projected gravity recovery of 15–25%.

Cyanide bottle roll tests demonstrated that finer grinding significantly enhances gold extraction. The specific test parameters are detailed in Table 3, while the rapid leach kinetics are illustrated in Figure 4.

Reagent consumptions were low in Perth tap water and diagnostics on the leach residues show that most of the minor amount of un-leached gold remaining is locked in sulphides.

**Table 3 – Baseline Whole Ore Gold Extraction without Scheelite Recovery**

| Test No.                              | Stream             | P80<br>µm | Assay Head Grades |      | Gravity Calc Head<br>% | Leach Residue<br>Au g/t | Au Ext<br>% | Reagents     |              |      |
|---------------------------------------|--------------------|-----------|-------------------|------|------------------------|-------------------------|-------------|--------------|--------------|------|
|                                       |                    |           | Au g/t            | S %  |                        |                         |             | NaCN<br>kg/t | Lime<br>kg/t |      |
| <b>WHOLE OF ORE LEACH EXTRACTIONS</b> |                    |           |                   |      |                        |                         |             |              |              |      |
| GJ3609                                | Gravity Leach Tail | 145       | 1.82              | 1.08 | 18.0                   | 1.54                    | 0.18        | 88.7         | 0.34         | 0.28 |
| GJ3610                                | Gravity Leach Tail | 75        | 1.82              | 1.08 | 18.4                   | 1.51                    | 0.07        | 95.4         | 0.38         | 0.27 |



**Figure 4 – Baseline Whole Ore Gold Extraction Kinetics**



## B. Flotation

A preliminary sulphide flotation stage was implemented ahead of scheelite recovery to mitigate pyrite interference. By bypassing the sulphides around the scheelite gravity circuit, both the grade and recovery of the scheelite concentrate were enhanced while minimising the loss of sulphide-associated gold.

Sighter testwork evaluated the impact of grind size P<sub>80</sub> on sulphide and gold recovery, identifying an optimal P<sub>80</sub> of 106 µm for subsequent bulk flotation and scheelite gravity testing. Detailed results from these flotation tests are presented in Table 4, with bulk flotation performance discussed further in the Bulk Testwork section.

Flotation was performed using Perth tap water at natural pH (circa 8), 40g/t PAX and frother. This proved to be a suitable low cost means of gold and sulphur removal from the scheelite.

**Table 4 – Flotation Testwork Results**

| FLOTATION TEST RESULTS SUMMARY |                  |                                       |             |                              |             |             |             |                 |            |
|--------------------------------|------------------|---------------------------------------|-------------|------------------------------|-------------|-------------|-------------|-----------------|------------|
| Test #                         | Test             | Grind Size<br>P <sub>80</sub><br>(µm) | Mass<br>(%) | Combined Rougher Concentrate |             |             |             |                 |            |
|                                |                  |                                       |             | Au                           |             | S           |             | WO <sub>3</sub> |            |
|                                |                  |                                       |             | Grade (g/t)                  | Rec'y (%)   | Grade (%)   | Rec'y (%)   | Grade (%)       | Rec'y (%)  |
| GJ2499                         | Sighter          | 150                                   | 4.9         | 17.9                         | 67.4        | 21.0        | 90.7        | 0.28            | 2.0        |
| GJ2608                         | Sighter          | 106                                   | 5.1         | 20.1                         | 75.4        | 21.0        | 94.2        | 0.30            | 2.6        |
| <b>GJ2609</b>                  | <b>55kg Bulk</b> | <b>106</b>                            | <b>3.6</b>  | <b>32.4</b>                  | <b>76.9</b> | <b>28.3</b> | <b>92.9</b> | <b>0.20</b>     | <b>1.3</b> |

## C. Gravity Concentration

Initial Wilfley Table testwork was conducted on 10 kg sub-samples of the metallurgical composite to evaluate the recovery of scheelite, sulphur, and gold across various grind sizes. Results indicated that finer grind P<sub>80</sub> sizes achieved recoveries equal to or exceeding those of coarser grinds (refer to Table 5). This outcome correlates with prior quantitative mineralogy (QEMScan) data, which estimated increased scheelite (CaWO<sub>3</sub>) liberation as the grind size approaches a P<sub>80</sub> of 106 µm. Furthermore, these results align with the upstream P<sub>80</sub> requirements previously established for optimal gold extraction and flotation performance.

**Table 5 – Whole Ore (without flotation or-deslime) Gravity Testwork Results**

| Grind P80 µm | Mass<br>Rec % | Calc Head % / g/t |      |      | Recovery % |    |    | Concentrate<br>Grades % / g/t |     |     | Gravity Tails + Midds<br>Grades % / g/t |      |      |
|--------------|---------------|-------------------|------|------|------------|----|----|-------------------------------|-----|-----|---|------|------|
|              |               | WO3               | S    | Au   | WO3        | S  | Au | WO3                           | S   | Au  | WO3                                     | S    | Au   |
| 212 µm       | 14.2          | 0.53              | 1.05 | 1.43 | 61         | 48 | 35 | 2.3                           | 3.5 | 3.6 | 0.24                                    | 0.63 | 1.08 |
| 150 µm       | 8.2           | 0.57              | 1.10 | 1.48 | 61         | 48 | 40 | 4.3                           | 6.4 | 7.2 | 0.24                                    | 0.63 | 0.97 |
| 106 µm       | 14.6          | 0.76              | 1.33 | 1.69 | 78         | 68 | 60 | 4.0                           | 6.1 | 6.9 | 0.20                                    | 0.50 | 0.80 |



Figure 5 – Rougher Table Showing Scheelite – UV Light

## Bulk Testwork

Following the completion of confirmatory batch tests on the new composite, a bulk test was conducted to validate the conceptual flowsheet. A 60kg sub-sample underwent gravity gold recovery using a Knelson concentrator, followed by a 55kg bulk rougher flotation stage to remove residual gold and sulphides. The resulting flotation tailings were partitioned into 10kg sub-samples for desliming via a Salter hydrocyclone. Subsequently, scheelite recovery was performed on the deslime underflow using both a laboratory scale Wilfley Table and Falcon C concentrator in parallel to compare performance. The Falcon C concentrator results are pending.

Rougher concentrates from both units were subjected to final cleaning on a laboratory wave table. To confirm full-scale plant design and determine specific unit efficiencies, various process streams underwent size-assay analysis. Furthermore, cyanide bottle roll tests were performed on multiple streams to verify gold extraction rates. Elemental recovery summaries for the Wilfley circuit are detailed in Table 6, with detailed concentrate assays provided in Table 7.

The flowsheet developed by Rumble successfully recovered coarse scheelite, achieving a **45.3% WO<sub>3</sub> recovery to a final concentrate grading 47.6% WO<sub>3</sub>**. Selectivity was high, with only ~0.5% of the feed gold and sulphur reporting to the scheelite concentrate (resulting in grades of 1.6 g/t Au and only 0.73 % S). Gold reporting to the gravity tails, combined with the sulphide flotation concentrate, can be recovered via conventional cyanidation. Factoring in the minimal gold loss to the scheelite concentrate, **overall gold recovery is projected at ~92%**.



**Table 6 – Bulk Testwork – Wilfley Table Gravity Recovery**

| Component                          | Mass %     | ASSAYS      |             |             | RECOVERY / DEPARTMENT |             |            |
|------------------------------------|------------|-------------|-------------|-------------|-----------------------|-------------|------------|
|                                    |            | Gold        | WO3         | Sulphur     | Gold                  | WO3         | Sulphur    |
| Gravity                            |            |             |             |             | 15.5                  |             |            |
| Float Concentrate                  | 3.6        | 32.4        | 0.20        | 28.3        | 64.4                  | 1.2         | 91.6       |
| <b>Table Recleaner Concentrate</b> | <b>0.6</b> | <b>1.61</b> | <b>47.6</b> | <b>0.73</b> | <b>0.5</b>            | <b>45.3</b> | <b>0.4</b> |
| Table Recleaner Tail               | 2.7        | 1.09        | 0.41        | 0.21        | 1.7                   | 1.9         | 0.5        |
| Table Cleaner Tail                 | 6.4        | 0.65        | 0.09        | 0.13        | 2.3                   | 1.0         | 0.8        |
| Table Middlings                    | 17.2       | 0.46        | 0.27        | 0.09        | 4.4                   | 7.9         | 1.4        |
| Table Rougher Tail                 | 56.8       | 0.33        | 0.25        | 0.06        | 10.4                  | 24.5        | 3.1        |
| Deslime Cyclone Overflow           | 12.7       | 0.11        | 0.84        | 0.20        | 0.8                   | 18.2        | 2.3        |
| <b>Total</b>                       | <b>100</b> | <b>1.80</b> | <b>0.59</b> | <b>1.10</b> | <b>100</b>            | <b>100</b>  | <b>100</b> |
| <b>Assay Head</b>                  |            | <b>1.82</b> | <b>0.53</b> | <b>1.08</b> |                       |             |            |

**Table 7 – Bulk Testwork – Multi-element Assays - Wilfley Table Gravity Circuit Final Concentrate**

| Sample ID   | Analyte |        |          |        |        |        |        |        |        |        |        |        |       |        |        |
|---|---------|--------|----------|--------|--------|--------|--------|--------|--------|--------|--------|--------|-------|--------|--------|
|   | Al (%)  | As (%) | Au (g/t) | Ba (%) | Bi (%) | Ca (%) | Cl (%) | Co (%) | Cr (%) | Cu (%) | Fe (%) | Hf (%) | K (%) | Mg (%) | Mn (%) |
| Low-Mod Comp. Flot Tails CUF, Wave Table Re-Clnr Conc | 2.72    | 0.01   | 1.61     | 0.01   | <0.02  | 13.6   | <0.01  | 0.014  | 0.92   | 0.04   | 6.83   | <0.01  | 0.14  | 1.07   | 0.15   |

| Sample ID   | Analyte |        |        |       |        |       |        |                      |        |        |        |        |       |         |        |        |
|---|---------|--------|--------|-------|--------|-------|--------|----------------------|--------|--------|--------|--------|-------|---------|--------|--------|
|   | Mo (%)  | Nb (%) | Ni (%) | P (%) | Pb (%) | S (%) | Sb (%) | SiO <sub>2</sub> (%) | Sn (%) | Sr (%) | Ta (%) | Ti (%) | V (%) | WO3 (%) | Zn (%) | Zr (%) |
| Low-Mod Comp. Flot Tails CUF, Wave Table Re-Clnr Conc | 0.11    | 0.010  | 0.52   | 0.30  | <0.01  | 0.73  | <0.01  | 14.2                 | 0.010  | 0.027  | <0.01  | 0.51   | 0.009 | 47.6    | 0.010  | 0.014  |



**Figure 6 – Wave Table Concentrate – UV Light**

## Comminution

Comminution testwork was conducted to determine milling requirements, characterising the ore as competent and hard, with only moderately abrasive. A summary of these physical property results is provided in Table 8.

**Table 8 – Western Queen Sample Comminution Testwork Results**

| Test                 | Units | Testwork Results |
|----------------------|-------|------------------|
| Abrasion Index       | g     | 0.21             |
| Rod Mill Work Index  | kWh/t | 19.9             |
| Ball Mill Work Index | kWh/t | 15.6             |
| DWi                  |       | 9.5              |
| Axb                  |       | 29.5             |
| Ta                   |       | 0.27             |
| SCSE                 | kWh/t | 11.7             |
| Ore SG               | kg/L  | 2.93             |

This testwork indicates the mineralisation is amenable to a SAG milling circuit configuration incorporating a pebble crusher.

The grinding circuit in any application of this technology needs review to ensure that excess scheelite slimes are not produced which could result in recovery losses. A slightly coarser grind needs to be tested to review scheelite grade-recovery response at coarser grind sizes.



## Next Steps

The outcomes of this metallurgical work have highlighted the potential for the development of a simple, conventional dual commodity (gold and tungsten) processing flowsheet.

### Scoping Study on mining and processing high-grade tungsten material

An independent scoping study has now commenced on mining the higher-grade portion of the tungsten resource being the **1.44Mt @ 0.51% WO<sub>3</sub> for 7.4Kt WO<sub>3</sub>** at 0.3% WO<sub>3</sub> cut off, processing that material through a conventional crush, grind, gravity and flotation circuit to produce a concentrate that could be sold to one or a number of refineries in the western world.

This **tungsten scoping study** is anticipated to be completed by **Q2 2026**. Upon delivery, the Company intends to fast-track tungsten production, integrating it with gold mining at Western Queen South as outlined in the November 2025 scoping study.

Key outputs of the scoping study will be as follows:

- Annual tonnage and grade of scheelite material to be mined
- Annual tonnage and grade of the scheelite (WO<sub>3</sub>) concentrate to be produced
- Size and estimate capital cost of the processing plant and associated infrastructure required to treat the tungsten material at an optimal mining rate
- Estimate operating cost of the simple add-on processing plant
- Financial metrics of the project including estimated free cash flow, NPV, IRR for a range of tungsten price assumptions

At this stage it is anticipated that the key assumptions to be used in the scoping study will be as follows:

- **Annual mining production rate of between 200ktpa and 300ktpa** (to be confirmed once the detailed mine plan is finalised)
- **Concentrate grade of 48% WO<sub>3</sub> and recovery of 45%**
- **92% of the gold recovered from the scheelite concentrate**

## Marketing

Discussions have commenced with potential buyers of the WO<sub>3</sub> concentrate to determine anticipated tungsten payability from different buyers for the estimated annual production and the estimate freight costs to deliver the material to various refineries to assist in the preparation of the scoping study financial model.

## Value Add Potential

Additional testwork and preliminary engineering studies be undertaken to build on the understanding of the metallurgy and explore an alternate flowsheet concept (refer to Figure 7), which could potentially be implemented faster and at lower capital cost. The concept involves liberating and recovering the scheelite at a coarser grind i.e. P80 ~ 300 µm from the mills recirculating load while still producing a finer grind for the gold leach. Some preliminary testwork has been performed on this flowsheet option and has provided similar results to Concept 1 but further testing is required to confirm this work.

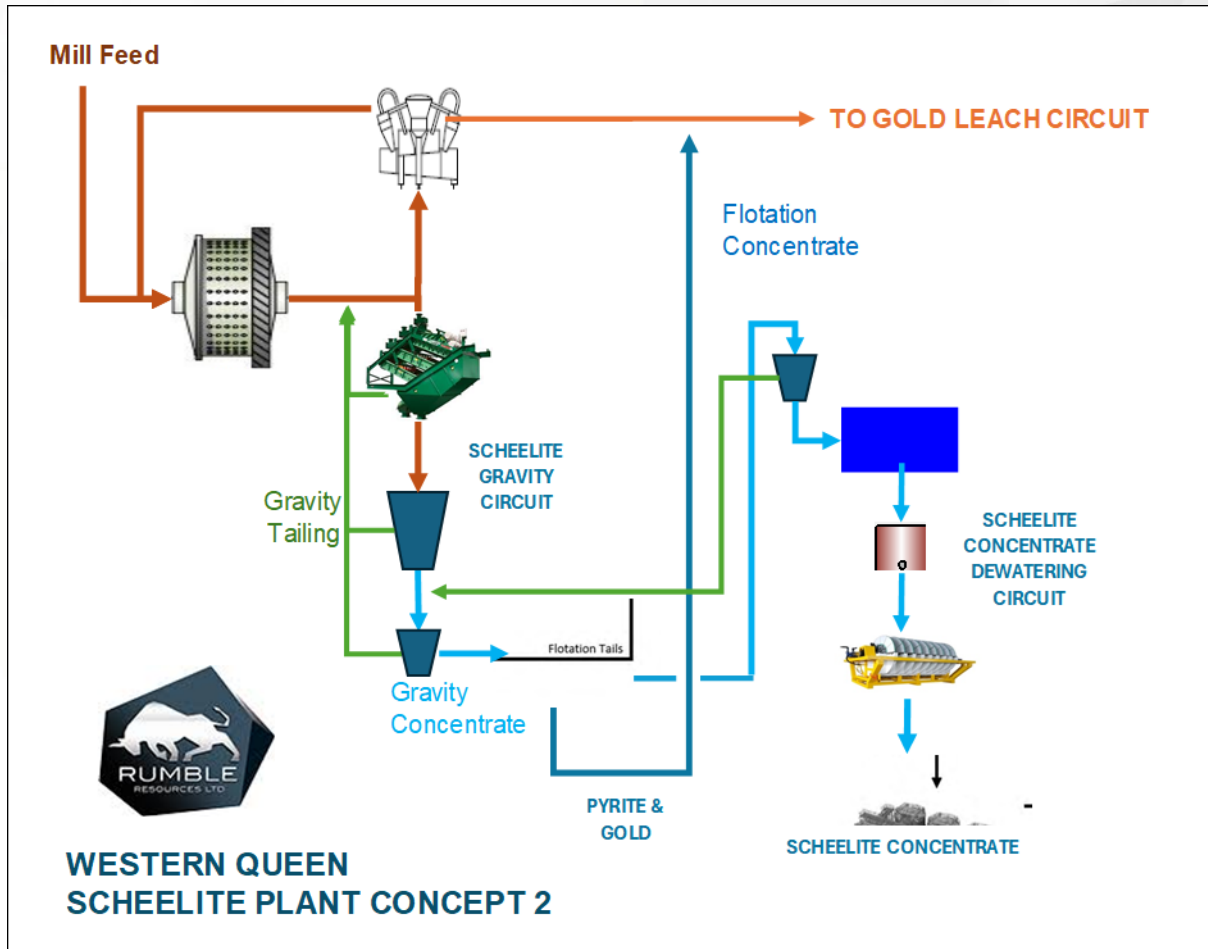


Figure 7 - Concept 2 Flowsheet - to be tested

#### Authorisation

This announcement is authorised for release by the Board of the Company.

-Ends-

For further information visit [www.rumblersources.com.au](http://www.rumblersources.com.au) or contact [info@rumblersources.com.au](mailto:info@rumblersources.com.au)

|   |  |  |
|---|--|--|
| Peter Harold<br>Managing Director & CEO<br>Rumble Resources Limited | Peter Venn<br>Technical Director<br>Rumble Resources Limited | Trevor Hart<br>Chief Financial Officer<br>Rumble Resources Limited |
|---|--|--|



### **About Rumble**

*Rumble Resources Ltd is an Australian based exploration company, listed on the ASX in July 2011. Rumble was established with the aim of adding significant value to its selected mineral exploration assets and to search for suitable mineral acquisition opportunities in Western Australia.*

*Rumble has a unique suite of resources projects including the Western Queen Gold and Tungsten Project which is being developed to deliver near term cash flow from the existing resources and resource growth through future exploration success. In addition, the discovery of the Earaheedy Zn-Pb-Ag Project has demonstrated the capabilities of the exploration team to find world class orebodies.*

### **Competent Persons Statement**

The information in this announcement that relates to exploration results is based on information reviewed by Mr Peter Venn, a Competent Person who is a Member of the Australian Institute of Geoscientists. Mr Venn is Technical Director to Rumble Resources Ltd. Mr Venn has sufficient experience that is relevant to the styles of mineralisation and types of deposit under consideration, and to the activity being undertaken, to qualify as a Competent Person as defined in the 2012 Edition of the "Australasian Code for Reporting of Exploration Results, Mineral Resources and Ore Reserves" (JORC Code). Mr Venn consents to the inclusion in the announcement of the matters based on his information in the form and context in which it appears.

The information in this announcement that relates to metallurgy and metallurgical test work is based on and fairly represents information has been reviewed by Mr Ivan Hunter of Scott Dalley Francks. Mr Hunter is a metallurgist who is providing services as a consultant to Rumble. Mr Hunter is a member of the AusIMM (MAusIMM). Mr Hunter has sufficient experience that is relevant to the styles of mineralisation and types of deposit under consideration, and to the activity being undertaken, to qualify as a Competent Person as defined in the 2012 Edition of the "Australasian Code for Reporting of Exploration Results, Mineral Resources and Ore Reserves" (JORC Code). Mr Hunter consents to the inclusion in the announcement of the matters based on his information in the form and context in which it appears.

### **Previously Reported Information**

The information in this report that references previously reported exploration results is extracted from the Company's ASX market announcements released on the date noted in the body of the text where that reference appears. The previous market announcements are available to view on the Company's website or on the ASX website ([www.asx.com.au](http://www.asx.com.au)). The Company confirms that it is not aware of any new information or data that materially affects the information included in the original market announcements. The Company confirms that the form and context in which the Competent Person's findings are presented have not been materially modified from the original market announcements.

### **Disclaimer**

This report contains certain forward-looking statements and forecasts, including possible or assumed reserves and resources, production levels and rates, costs, prices, future performance or potential growth of Rumble Resources Ltd, industry growth or other trend projections. Such statements are not a guarantee of future performance and involve unknown risks and uncertainties, as well as other factors which are beyond the control of Rumble Resources Ltd. Actual results and developments may differ materially from those expressed or implied by these forward-looking statements depending on a variety of factors. Nothing in this report should be construed as either an offer to sell or a solicitation of an offer to buy or sell securities. This document has been prepared in accordance with the requirements of Australian securities laws, which may differ from the requirements of United States and other country securities laws. Unless otherwise indicated, all ore reserve and mineral resource estimates included or incorporated by reference in this document have been, and will be, prepared in accordance with the JORC classification system of the Australasian Institute of Mining, and Metallurgy and Australian Institute of Geoscientists.



### Previous ASX Announcements – Western Queen Gold Project

- 6/8/2019 – Option to Acquire High-Grade Western Queen Gold Project
- 4/11/2019 – Western Queen Gold Project – Multiple Targets to be Drilled
- 22/11/2019 – Drilling Commenced at Western Queen Gold Project
- 17/2/2020 – High Grade Gold Discovery at the Western Queen Project
- 25/2/2020 – Drilling Commenced at the Western Queen Gold Project
- 14/4/2020 – Exploration Update – Three Drill Programs Completed
- 20/5/2020 – Drilling Identifies Multiple High-Grade Gold Shoots
- 9/6/2020 – Major Drill Program to Commence – Western Queen Gold Project
- 24/6/2020 – Major Drill Program Commenced at The Western Queen Gold Project
- 16/7/2020 – 500% Increase in Landholding Extends Western Queen Project
- 31/8/2020 – Option Exercised to Acquire the Western Queen Gold Project
- 10/9/2020 – 100% Acquisition of Western Queen Gold Project Complete
- 4/11/2020 – Discovery High-Grade Gold Shoots and Shear Zone Extension
- 3/2/2021 – High-Grade Gold Shoots at Western Queen South Deposit
- 2/8/2021 – Western Queen Resource Upgrade to 163,000oz
- 29/4/2024 – Drilling to test High-Grade Gold Zones at Western Queen
- 29/5/2024 – Western Queen Drilling Commenced
- 16/7/2024 – Western Queen Drilling Update
- 6/8/2024 – High-Grade Tungsten Discovery at Western Queen
- 2/9/2024 – Tungsten Discovery at Western Queen Confirmed
- 27/09/2024 - Rumble welcomes new Strategic Investor
- 15/10/2024 – Western Queen Gold Resources increased 76% to 287koz
- 20/11/2024 – Commencement of Drilling at Western Queen
- 28/11/2024 – Development of Western Queen Gold Project
- 11/12/2024 – High-Grade Tungsten Assays Highlights Resource Potential at WQ
- 17/2/2025 – High-grade Gold and Tungsten Assays from Phase 1 Drilling
- 28/2/2025 – Development of Western Queen Gold Project.
- 4/2/2025 – High Grade Tungsten from Historical Core
- 16/4/2025 – Western Queen - Mine Development and Exploration Update
- 30/5/2025 – Western Queen Gold Mine Development
- 4/6/2025 – High-grade Gold and Tungsten at Western Queen Project
- 23/7/2025 – Significant Increase to Western Queen Gold Resources.
- 4/8/2025 – High-Grade Tungsten Assays at Western Queen.
- 11/8/2025 – Maiden Tungsten Resource at Western Queen Project
- 01/10/2025 – Western Queen Exploration and Development Update
- 22/10/2025 - Western Queen Drilling and Development Update
- 27/11/2025 - Western Queen South Scoping Study Highlights Robust Underground Mining Project
- 22/12/2025 - Western Queen Drilling & Mine Development Update
- 14/01/2026 - Multiple high-grade gold intercepts at Western Queen including 30.72g/t Au over 5.8 metres
- 12/02/2026 - High-grade gold intercept extends Western Queen South mineralisation to over 500m down plunge



## Section 1 Sampling Techniques and Data

| Criteria                     | JORC Code explanation  | Commentary   |
|------------------------------|--|--|
| <b>Sampling techniques</b>   | <ul style="list-style-type: none"> <li>Nature and quality of sampling (eg cut channels, random chips, or specific specialised industry standard measurement tools appropriate to the minerals under investigation, such as down hole gamma sondes, or handheld XRF instruments, etc). These examples should not be taken as limiting the broad meaning of sampling.</li> <li>Include reference to measures taken to ensure sample representivity and the appropriate calibration of any measurement tools or systems used.</li> <li>Aspects of the determination of mineralisation that are Material to the Public Report. In cases where 'industry standard' work has been done this would be relatively simple (eg 'reverse circulation drilling was used to obtain 1 m samples from which 3 kg was pulverised to produce a 30 g charge for fire assay'). In other cases more explanation may be required, such as where there is coarse gold that has inherent sampling problems. Unusual commodities or mineralisation types (eg submarine nodules) may warrant disclosure of detailed information.</li> </ul> | <ul style="list-style-type: none"> <li>The samples were collected as loose fresh rocks on the surface from the Western Queen South containment wall over a 200m interval, using an ultraviolet light (254nm wavelength). Samples collected were bagged in polyweave bags and road transported to ALS Metallurgy, Perth.</li> <li>UV identification validated the samples as representative of the target scheelite mineralisation. However, their provenance is categorized as "loose surface material," meaning they may not accurately reflect the characteristics of the in-situ source.</li> <li>Loose rocks collected from surface and delivered to the metallurgical laboratory in polyweave bags. ~480kg of material was crushed initially to &lt;32mm to generate a master composite that was split for comminution testwork, with reserve material set aside for flotation and gravity testing</li> </ul> |
| <b>Drilling techniques</b>   | <ul style="list-style-type: none"> <li>Drill type (eg core, reverse circulation, open-hole hammer, rotary air blast, auger, Bangka, sonic, etc) and details (eg core diameter, triple or standard tube, depth of diamond tails, face-sampling bit or other type, whether core is oriented and if so, by what method, etc).</li> </ul>  | <ul style="list-style-type: none"> <li>Not applicable, as no drilling reported</li> </ul>  |
| <b>Drill sample recovery</b> | <ul style="list-style-type: none"> <li>Method of recording and assessing core and chip sample recoveries and results assessed.</li> <li>Measures taken to maximise sample recovery and ensure representative nature of the samples.</li> <li>Whether a relationship exists between sample recovery and grade and whether sample bias may have occurred due to preferential loss/gain of fine/coarse material.</li> </ul>   | <ul style="list-style-type: none"> <li>Not applicable, as no drilling reported</li> </ul>  |
| <b>Logging</b>               | <ul style="list-style-type: none"> <li>Whether core and chip samples have been geologically and geotechnically logged to a level of detail to support appropriate Mineral Resource estimation, mining studies and metallurgical studies.</li> <li>Whether logging is qualitative or quantitative in nature. Core (or costean, channel, etc) photography.</li> <li>The total length and percentage of the relevant intersections logged.</li> </ul>   | <ul style="list-style-type: none"> <li>Not applicable, as no drilling reported</li> </ul>  |



| Criteria  | JORC Code explanation  | Commentary  |
|---|--|---|
| <b>Sub-sampling techniques and sample preparation</b> | <ul style="list-style-type: none"> <li><i>If core, whether cut or sawn and whether quarter, half or all core taken.</i></li> <li><i>If non-core, whether riffled, tube sampled, rotary split, etc and whether sampled wet or dry.</i></li> <li><i>For all sample types, the nature, quality and appropriateness of the sample preparation technique.</i></li> <li><i>Quality control procedures adopted for all sub-sampling stages to maximise representivity of samples.</i></li> <li><i>Measures taken to ensure that the sampling is representative of the in situ material collected, including for instance results for field duplicate/second-half sampling.</i></li> <li><i>Whether sample sizes are appropriate to the grain size of the material being sampled.</i></li> </ul> | <ul style="list-style-type: none"> <li>Not applicable, as no drilling reported</li> <li>Samples were collected from bund wall. No splitting was undertaken in the field. In the metallurgical laboratory, the sample was prepared and stage crushed to &lt;32mm ; homogenised and split via Rotary splitter into sub samples for comminution, flotation and gravity testwork</li> <li>The sample preparation, blending and sub-sampling techniques are appropriate for this material's mineralogical makeup</li> <li>No QAQC samples were utilised by Rumble. The metallurgical laboratory inserted blanks and standards which contained WO<sub>3</sub> and Au grades similar to the samples WO<sub>3</sub> and Au head grades</li> <li>In situ material has not been sampled. No duplicates taken. On completion of the metallurgical testwork programme, the metallurgical balance will be used to verify the head grade assay</li> <li>The current methods, including the metallurgical sample size, are considered appropriate for this style of mineralisation. The Competent Person is satisfied that the sampling and processing techniques are fit for purpose relative to the reported mineralisation grades.</li> </ul> |
| <b>Quality of assay data and laboratory tests</b>     | <ul style="list-style-type: none"> <li><i>The nature, quality and appropriateness of the assaying and laboratory procedures used and whether the technique is considered partial or total.</i></li> <li><i>Nature of quality control procedures adopted (eg standards, blanks, duplicates, external laboratory checks) and whether acceptable levels of accuracy (ie lack of bias) and precision have been established.</i></li> </ul>   | <ul style="list-style-type: none"> <li>Ore Grade Al, As, Ba, Ca, Cr, Fe, K, Mg, Mn, Mo, Nb, P, S, SiO<sub>2</sub>, Sn, Ta, Ti, V, WO<sub>3</sub>, Zn and Zr: <b>XRF TTM</b> – fusion with 12.22 Lithium Tetraborate/Metaborate flux + 20% Sodium Nitrate oxidant with XRF finish.<br/>Trace level Bi, Pb, Sb, Ta, Th and U: <b>D4z</b> digest (Na<sub>2</sub>O<sub>2</sub> fusion) with <b>ICP MS</b> finish<br/>S(2-): <b>CS2000</b> IR Furnace by Sherritt method<br/>Au: 25g <b>FA</b> (lead collection Fire Assay)<br/>All techniques are considered to be total.</li> <li>No QAQC samples were utilised by Rumble. The metallurgical laboratory inserted blanks and standards which contained grades similar to the Rumble's samples WO<sub>3</sub> and Au head grades. This achieved acceptable levels of accuracy and removed bias.</li> </ul>   |
| <b>Verification of sampling and assaying</b>          | <ul style="list-style-type: none"> <li><i>The verification of significant intersections by either independent or alternative company personnel.</i></li> <li><i>The use of twinned holes.</i></li> <li><i>Documentation of primary data, data entry procedures, data verification, data storage</i></li> </ul>   | <ul style="list-style-type: none"> <li>Not applicable, as no drilling reported</li> <li>Not applicable, as no drilling reported</li> <li>Samples were bagged in polyweave bags. Samples were sorted by visual</li> </ul>  |



| Criteria   | JORC Code explanation  | Commentary  |
|--|--|---|
|  | <p><i>(physical and electronic) protocols.</i></p> <ul style="list-style-type: none"> <li>• <i>Discuss any adjustment to assay data.</i></li> </ul>  | <p>scheelite abundance in a dark room with 254nmUV light box. Sample details are recorded in a spreadsheet.</p> <ul style="list-style-type: none"> <li>• No adjustments to assay data</li> </ul>                      |
| <b>Location of data points</b>                                 | <ul style="list-style-type: none"> <li>• <i>Accuracy and quality of surveys used to locate drill holes (collar and down-hole surveys), trenches, mine workings and other locations used in Mineral Resource estimation.</i></li> <li>• <i>Specification of the grid system used.</i></li> <li>• <i>Quality and adequacy of topographic control.</i></li> </ul>   | <ul style="list-style-type: none"> <li>• No drilling being reported. Samples were selected from the northern end of the Western Queen South containment (bund) wall over an approximately 200 metre length</li> </ul> |
| <b>Data spacing and distribution</b>                           | <ul style="list-style-type: none"> <li>• <i>Data spacing for reporting of Exploration Results.</i></li> <li>• <i>Whether the data spacing and distribution is sufficient to establish the degree of geological and grade continuity appropriate for the Mineral Resource and Ore Reserve estimation procedure(s) and classifications applied.</i></li> <li>• <i>Whether sample compositing has been applied.</i></li> </ul>                        | <ul style="list-style-type: none"> <li>• Not applicable</li> </ul>  |
| <b>Orientation of data in relation to geological structure</b> | <ul style="list-style-type: none"> <li>• <i>Whether the orientation of sampling achieves unbiased sampling of possible structures and the extent to which this is known, considering the deposit type.</i></li> <li>• <i>If the relationship between the drilling orientation and the orientation of key mineralised structures is considered to have introduced a sampling bias, this should be assessed and reported if material.</i></li> </ul> | <ul style="list-style-type: none"> <li>• Not applicable, as no drilling being reported</li> </ul>   |
| <b>Sample security</b>   | <ul style="list-style-type: none"> <li>• <i>The measures taken to ensure sample security.</i></li> </ul>   | <ul style="list-style-type: none"> <li>• All samples managed and transported by Rumble personnel from mining lease to laboratory.</li> </ul>  |
| <b>Audits or reviews</b>                                       | <ul style="list-style-type: none"> <li>• <i>The results of any audits or reviews of sampling techniques and data.</i></li> </ul>   | <ul style="list-style-type: none"> <li>• No external audit or review of current sampling techniques and data has been conducted.</li> </ul>   |



**Section 2 Reporting of Exploration Results**

| Criteria                                       | JORC Code explanation  | Commentary   |
|--|--|--|
| <b>Mineral tenement and land tenure status</b> | <ul style="list-style-type: none"> <li>Type, reference name/number, location and ownership including agreements or material issues with third parties such as joint ventures, partnerships, overriding royalties, native title interests, historical sites, wilderness or national park and environmental settings.</li> <li>The security of the tenure held at the time of reporting along with any known impediments to obtaining a license to operate in the area.</li> </ul>   | <ul style="list-style-type: none"> <li>The Western Queen Project comprises two mining leases (M59/45 and M59/208, total area 9.8 km<sup>2</sup>) and two exploration licenses (E20/967 and ELA59/2816)</li> <li>Rumble acquired 100% of the project in August 2019.</li> <li>Licenses M59/45, M59/208 and E20/967 are granted, in a state of good standing and have no known impediments.</li> <li>Licence ELA59/2816 is pending grant</li> <li>Gold production royalties include A\$20/oz on existing resources with A\$8/oz on new open pit resources and A\$6/oz on new underground resources.</li> <li>All other minerals including tungsten incur a 2% Gross Smelter Return royalty.</li> </ul> |
| <b>Exploration done by other parties</b>       | <ul style="list-style-type: none"> <li>Acknowledgment and appraisal of exploration by other parties.</li> </ul>  | <ul style="list-style-type: none"> <li>The tenement area has been previously explored by numerous companies including Yinnex, WMC (Hill 50), Equigold, Harmony and Ramelius.</li> <li>Mining was carried out at Western Queen by Equigold from 1998–2002. This included some underground mining below the open-cut pit.</li> <li>Open cut mining was undertaken at Western Queen South by Harmony Gold in 2007, and by Ramelius in 2013 and 2014.</li> </ul>   |
| <b>Geology</b>                                 | <ul style="list-style-type: none"> <li>Deposit type, geological setting and style of mineralisation.</li> </ul>  | <ul style="list-style-type: none"> <li>The deposit type is orogenic shear zone hosted gold in Archaean greenstones of the Yilgarn Block.</li> <li>The gold mineralised system at the Western Queen is hosted in sheared amphibolite. It is associated with sulphidic quartz veins and has an overall steep WNW dip. The mineralised zone is strongly recrystallised and massive.</li> <li>The tungsten mineralised system is a scheelite-pyroxene endoskarn considered to be an early-stage event compared with orogenic shear zone hosted gold in Archaean greenstones of the Yilgarn Craton.</li> </ul>  |
| <b>Drill hole information</b>                  | <ul style="list-style-type: none"> <li>A summary of all information material to the understanding of the exploration results including a tabulation of the following information for all Material drill holes: <ul style="list-style-type: none"> <li>easting and northing of the drill hole collar</li> <li>elevation or RL (Reduced Level – elevation above sea level in metres) of the drill hole collar</li> <li>dip and azimuth of the hole</li> <li>down hole length and interception depth</li> <li>hole length</li> </ul> </li> <li>If the exclusion of this information is</li> </ul> | <ul style="list-style-type: none"> <li>All exploration results have previously been communicated.</li> <li>Not applicable, no drilling reported</li> </ul>   |



| Criteria  | JORC Code explanation  | Commentary  |
|---|--|---|
|   | <i>justified on the basis that the information is not Material and this exclusion does not detract from the understanding of the report, the Competent Person should clearly explain why this is the case.</i>   |   |
| <b>Data aggregation methods</b>   | <ul style="list-style-type: none"> <li>• <i>In reporting Exploration Results, weighting averaging techniques, maximum and/or minimum grade truncations (e.g. cutting of high grades) and cut-off grades are usually Material and should be stated.</i></li> <li>• <i>Where aggregate intercepts incorporate short lengths of high-grade results and longer lengths of low grade results, the procedure used for such aggregation should be stated and some typical examples of such aggregations should be shown in detail.</i></li> <li>• <i>The assumptions used for any reporting of metal equivalent values should be clearly stated.</i></li> </ul> | <ul style="list-style-type: none"> <li>• Not applicable</li> </ul>  |
| <b>Relationship between mineralisation widths and intercept lengths</b> | <ul style="list-style-type: none"> <li>• <i>These relationships are particularly important in the reporting of Exploration Results.</i></li> <li>• <i>If the geometry of the mineralisation with respect to the drill hole angle is known, its nature should be reported.</i></li> <li>• <i>If it is not known and only the down hole lengths are reported, there should be a clear statement to this effect (e.g. 'down hole length, true width not known').</i></li> </ul>   | <ul style="list-style-type: none"> <li>• Not applicable.</li> </ul>   |
| <b>Diagrams</b>   | <ul style="list-style-type: none"> <li>• <i>Appropriate maps and sections (with scales) and tabulations of intercepts should be included for any significant discovery being reported. These should include but not be limited to a plan view of drill hole collar locations and appropriate sectional views.</i></li> </ul>   | <ul style="list-style-type: none"> <li>• Relevant diagrams have been included within main body of text.</li> </ul>  |
| <b>Balanced Reporting</b>   | <ul style="list-style-type: none"> <li>• <i>Accuracy and quality of surveys used to locate drill holes (collar and down-hole surveys), trenches, mine workings and other locations used in Mineral Resource estimation.</i></li> <li>• <i>Where comprehensive reporting of all Exploration Results is not practicable, representative reporting of both low and high grades and/or widths should be practiced to avoid misleading reporting of Exploration Results.</i></li> </ul>   | <ul style="list-style-type: none"> <li>• All appropriate information is included in this report</li> </ul>  |
| <b>Other substantive exploration data</b>                               | <ul style="list-style-type: none"> <li>• <i>Other exploration data, if meaningful and material, should be reported including (but not limited to): geological observations; geophysical survey results; geochemical survey results; bulk samples - size and method of treatment; metallurgical test results; bulk density, groundwater, geotechnical and rock characteristics; potential deleterious or contaminating substances.</i></li> </ul>   | <ul style="list-style-type: none"> <li>• This metallurgical testwork is considered preliminary and future tungsten and gold metallurgical information and scoping level data will be reported when available</li> </ul> |



| Criteria            | JORC Code explanation   | Commentary  |
|---------------------|---|---|
| <b>Further work</b> | <ul style="list-style-type: none"><li>• <i>The nature and scale of planned further work (e.g. tests for lateral extensions or depth extensions or large- scale step-out drilling).</i></li><li>• <i>Diagrams clearly highlighting the areas of possible extensions, including the main geological interpretations and future drilling areas, provided this information is not commercially sensitive.</i></li></ul> | <ul style="list-style-type: none"><li>• Not applicable, no drilling reported.</li></ul> |