
W | A | M Global



[Access the recording](#)

FY2026 Interim Results Webinar

Catriona Burns
Lead Portfolio Manager

Nick Healy
Portfolio Manager

William Liu
Deputy Portfolio Manager

Wilson Asset Management and their related entities and each of their respective directors, officers and agents (together the Disclosers) have prepared the information contained in these materials in good faith.

However, no warranty (express or implied) is made as to the accuracy, completeness or reliability of any statements, estimates or opinions or other information contained in these materials (any of which may change without notice) and to the maximum extent permitted by law, the Disclosers disclaim all liability and responsibility (including, without limitation, any liability arising from fault or negligence on the part of any or all of the Disclosers) for any direct or indirect loss or damage which may be suffered by any recipient through relying on anything contained in or omitted from these materials.

This information has been prepared and provided by Wilson Asset Management. To the extent that it includes any financial product advice, the advice is of a general nature only and does not take into account any individual's objectives, financial situation or particular needs. Before making an investment decision an individual should assess whether it meets their own needs and consult a financial advisor.

Financial highlights

Investment portfolio performance for the six months to 31 December 2025*

-1.1%

Annualised fully franked interim dividend

13.2 cps ↑

Annualised fully franked interim dividend yield[^]

6.1%

8.7%

Grossed-up dividend yield[#]

Total shareholder return per annum for the two years to 31 December 2025, including franking credits

+21.4%

Investment portfolio performance per annum for the two years to 31 December 2025*

+13.5%

Dividends paid since inception, including franking credits

100.7 cps

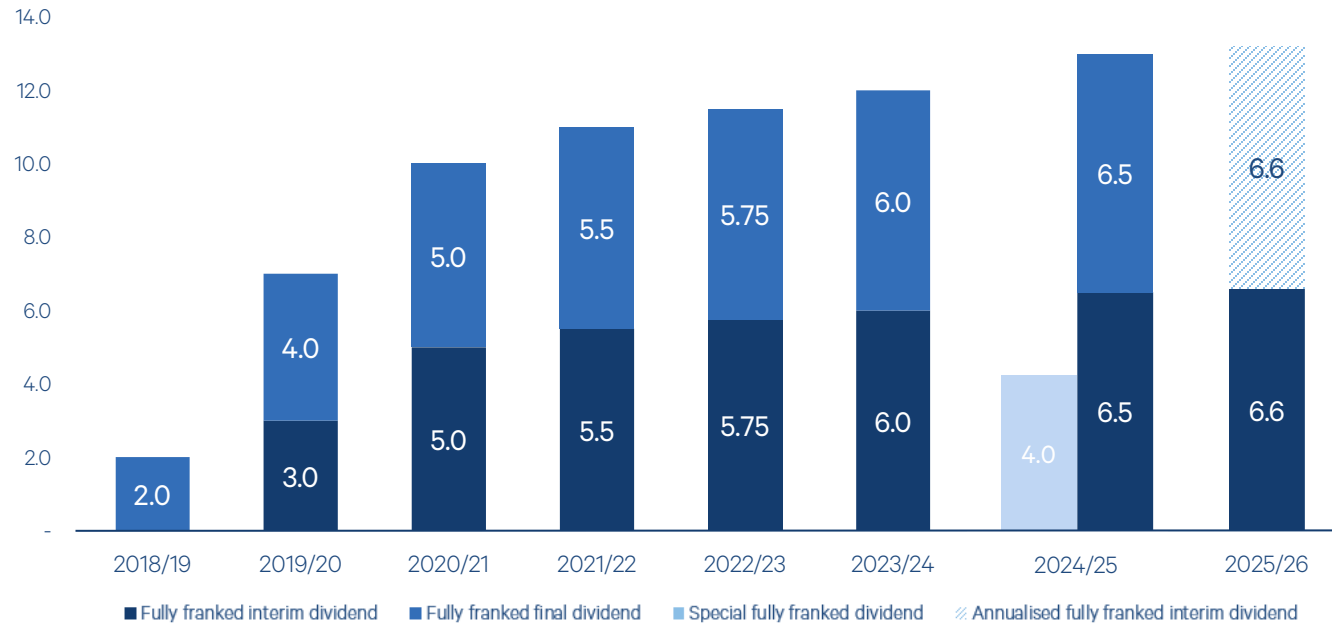
*Investment portfolio performance is before expenses, fees, taxes and the impact of capital management initiatives to compare to the relevant index which is before expenses, fees and taxes.

[^]Based on the 18 March 2026 share price of \$2.18 per share and the annualised FY2026 fully franked interim dividend of 13.2 cents per share.

[#]Grossed-up dividend yield includes the value of franking credits and is based on a tax rate of 30.0%.

Fully franked dividends since inception in June 2018

Cents per share

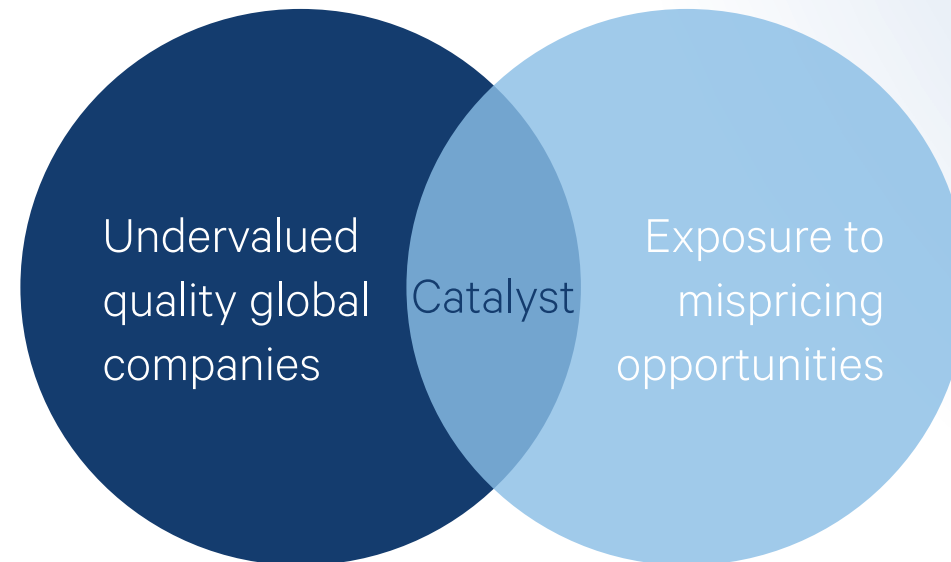


Key dividend dates	6.6 cps fully franked interim dividend
Ex-dividend date	13 April 2026
Dividend record date (7:00pm Sydney time)	14 April 2026
Last election date for DRP	16 April 2026
Payment date	28 April 2026

Since inception, WAM Global has returned over \$329.6 million or 100.7 cents per share in dividends and franking credits to shareholders.

Undiscovered quality companies

Identifying undervalued international growth companies with a catalyst.



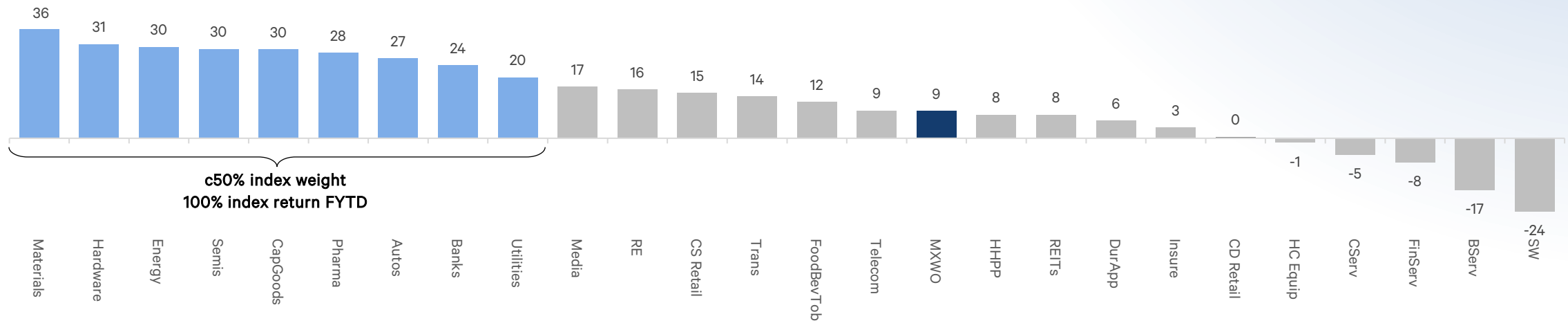
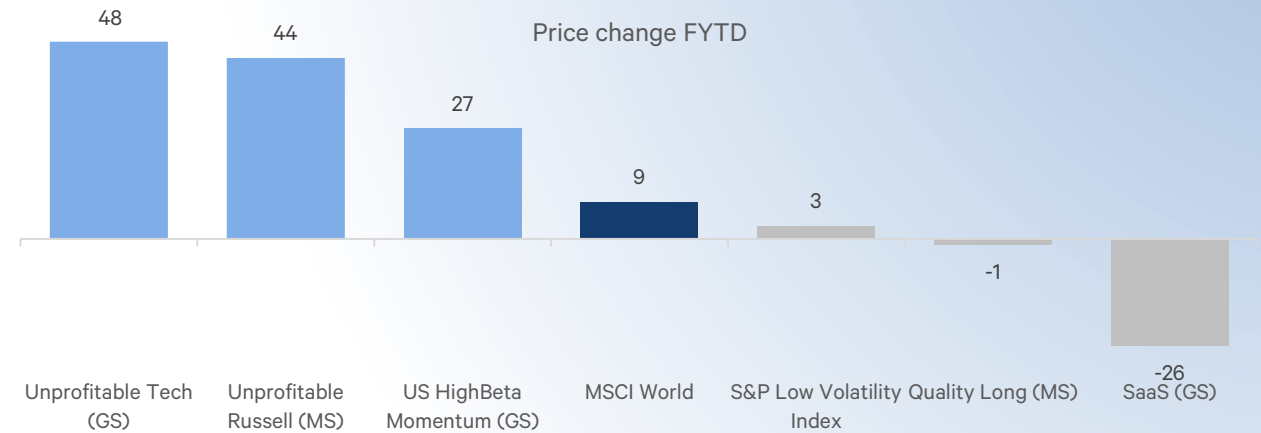
Takes advantage of mispricing opportunities in the global market.

Catalyst: a major event that alters the market's perception of a company or its earnings momentum which will lead to a rerating of the investee company's share price.

Investment portfolio size and market update

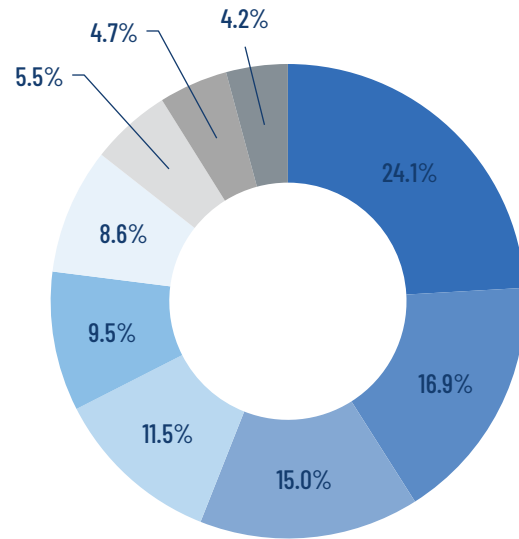
Market dynamics

- FYTD has been characterised as a narrow market driven by unprofitable, higher risk companies, momentum, as well as resources, banks and pharmaceuticals
- Quality (i.e. attractive industry positions, returns and competitive positioning), an attractive characteristic for any business, has been an active headwind FYTD
- Since 31 December 2025, Software has underperformed the index by approximately 20%



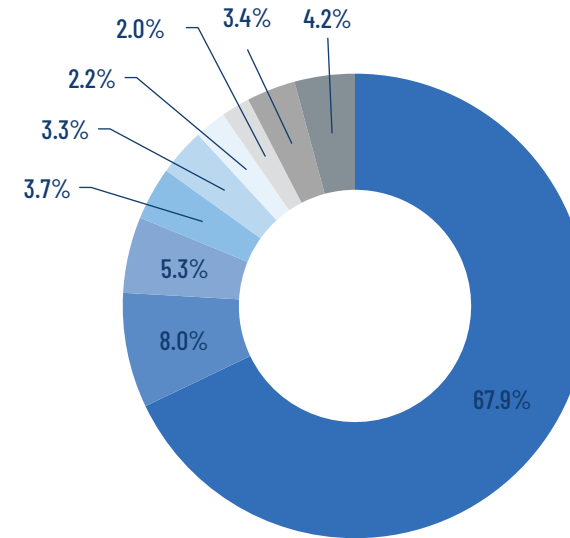
Investment portfolio snapshot at 31 December 2025

Quality global companies by sector



- Information Technology: 24.1%
- Industrials: 15.0%
- Consumer Discretionary: 9.5%
- Financial Services: 5.5%
- Cash: 4.2%
- Capital Markets: 16.9%
- Communication Services: 11.5%
- Health Care: 8.6%
- Other: 4.7%

Portfolio by geographical exposure

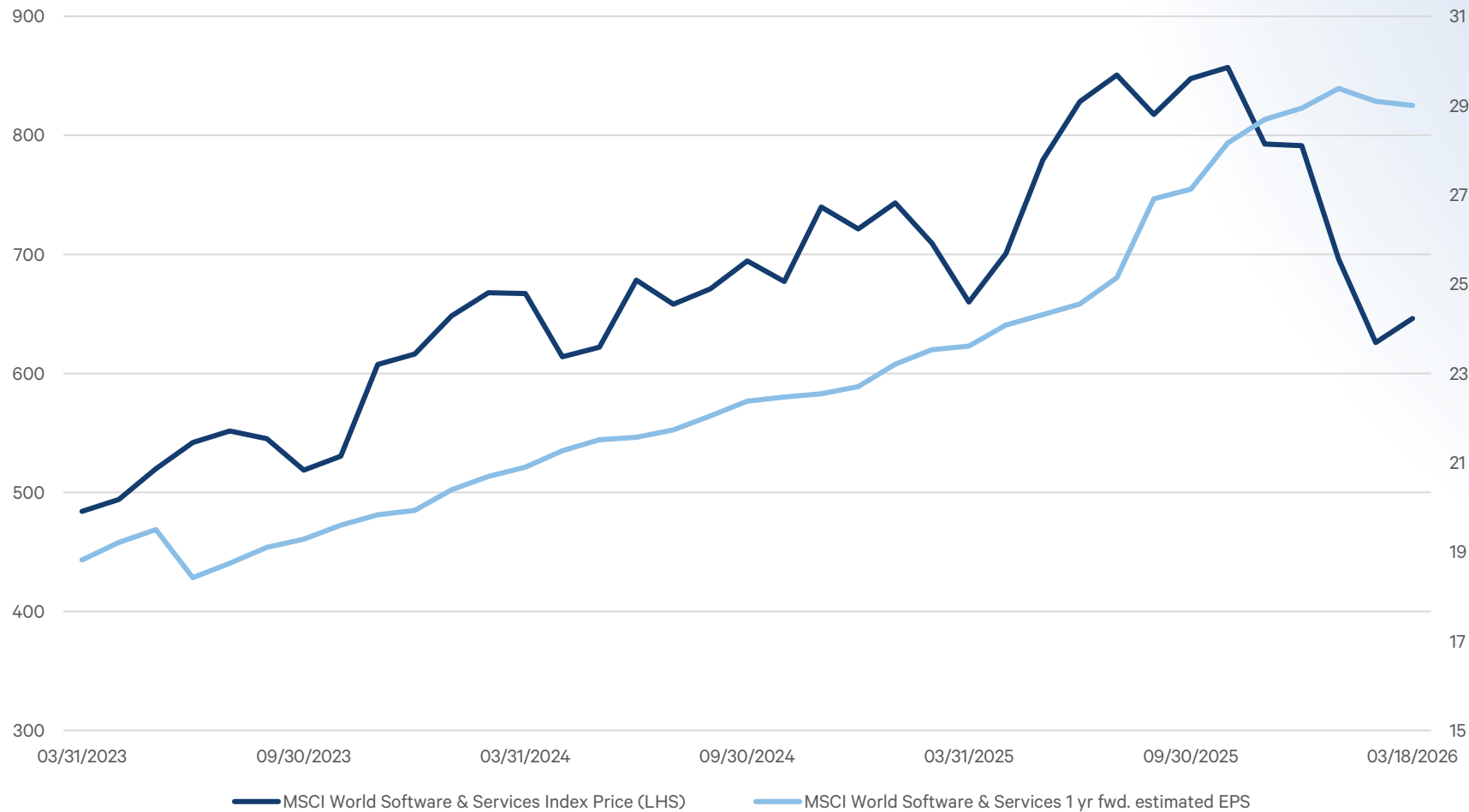


- United States of America: 67.9%
- Australia: 5.3%
- France: 3.3%
- Italy: 2.0%
- Cash: 4.2%
- Germany: 8.0%
- Netherlands: 3.7%
- Sweden: 2.2%
- Other: 3.4%

WAM Global company meetings



Software de-rating despite earnings resilience



ETR: SAP



NASDAQ: INTU

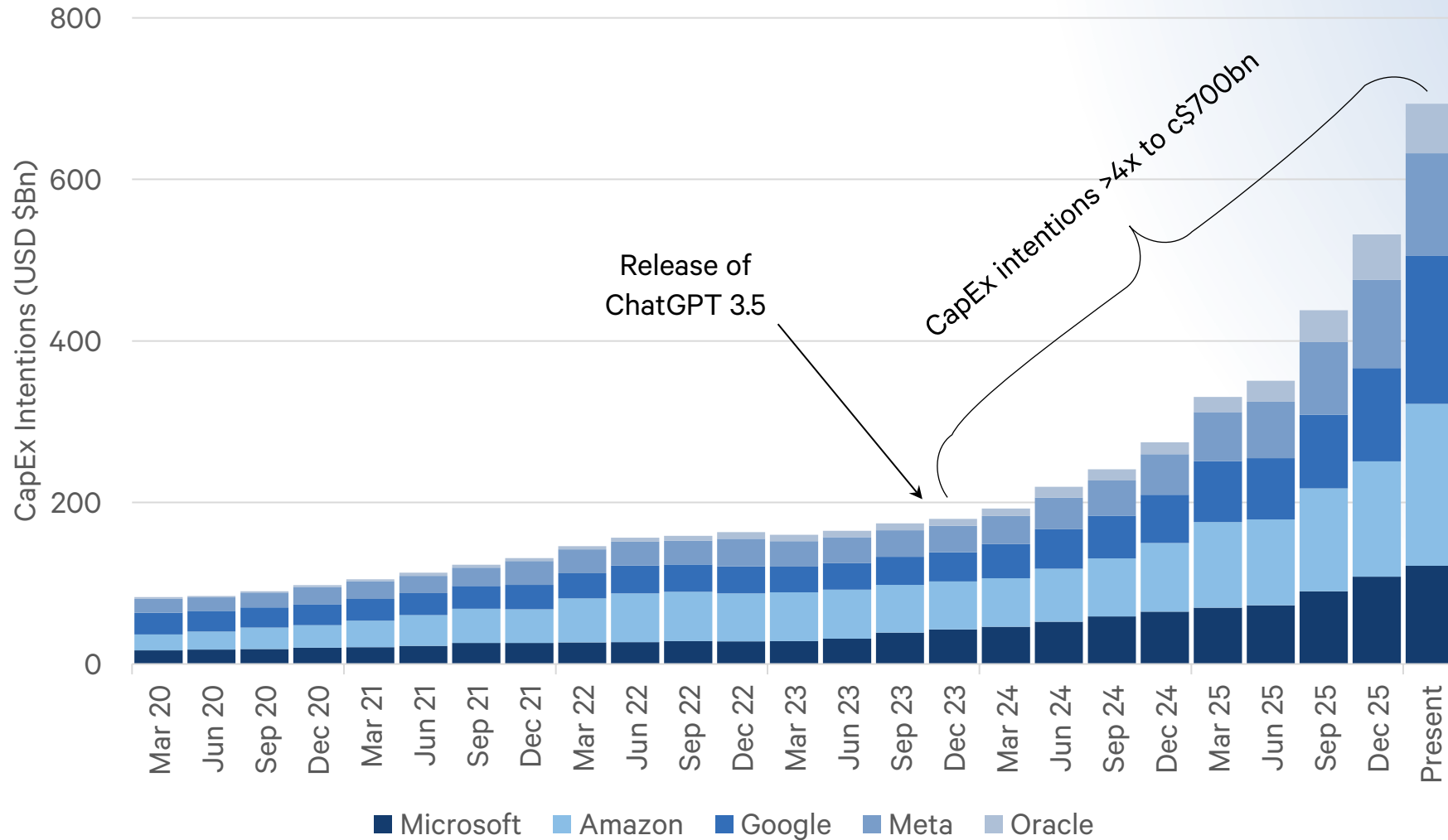


NASDAQ: SNPS



NYSE: PCOR

AI investment wave



ASML

NASDAQ: ASML



TPE: 2330

Alphabet

NASDAQ: GOOG



NASDAQ: MRVL



NYSE: Q

Critical Infrastructure

W|A|M Global



 **AMRIZE**

NYSE: AMRZ

 **GLOBAL™**

NYSE: RBA

 **QUANTA**
SERVICES, INC.

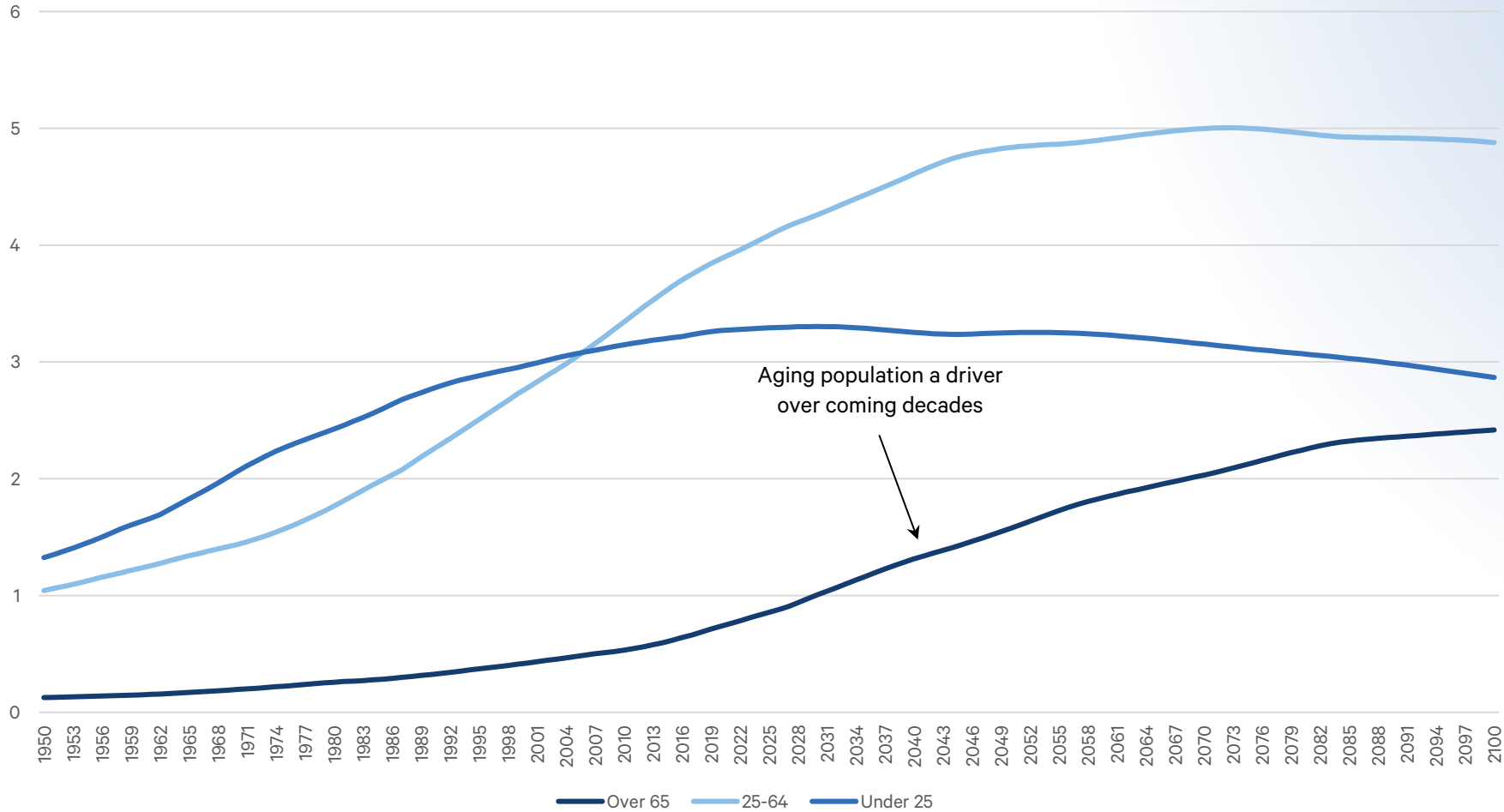
NYSE: PWR

 **SAFRAN**

EPA: SAF

Innovative health

World population by age, billions (UN)



ThermoFisher
SCIENTIFIC

NYSE: TMO

 Edwards





















NYSE: EW

 **MASIMO**[®]

NASDAQ: MASI

Top 20 holdings (alphabetical order)

at 28 February 2026

Company	Code	Company	Code	Company	Code	Company	Code
 AMRIZE	AMRZ US	 ICE	ICE US	 PROCORE	PCOR US	 SYNOPSYS	SNPS US
 amazon	AMZN US	 INTUIT	INTU US	 QUANTA SERVICES, INC.	PWR US	 ThermoFisher SCIENTIFIC	TMO US
 ASML	ASML NA	 MASIMO	MASI US	 rb GLOBAL	RBA US	 TransUnion	TRU US
 Edwards	EW US	 MARVELL	MRVL US	 SAFRAN	SAF FP	 Tradeweb	TW US
 Alphabet	GOOG US	 MSCI	MSCI US	 SAP	SAP GY	 VISA	V US

Q&A

Join 100,000
weekly readers



Get in touch

info@wilsonassetmanagement.com.au

(02) 9247 6755

www.wilsonassetmanagement.com.au



2026 Shareholder Presentations

Canberra

Tuesday 21 April 2026
Hotel Realm
(National Ballroom)
18 National Circuit,
Barton ACT 2600

Sydney

Wednesday 22 April 2026
The Fullerton Hotel
(Grand Ballroom)
1 Martin Place,
Sydney NSW 2000

Brisbane

Thursday 23 April 2026
Sofitel Brisbane Central
(Grand Ballroom)
249 Turbot Street,
Brisbane City QLD 4000

Melbourne

Tuesday 28 April 2026
Sofitel Melbourne on Collins
(Grand Ballroom)
25 Collins Street,
Melbourne VIC 3000

Perth

Wednesday 29 April 2026
The Ritz-Carlton
(Elizabeth Quay Ballroom)
1 Barrack Street,
Perth WA 6000

Adelaide

Thursday 30 April 2026
Hilton Adelaide
(Grand Ballroom)
233 Victoria Square,
Adelaide SA 5000

Hobart

Friday 1 May 2026
Crowne Plaza Hobart
(Centurion Ballroom)
110 Liverpool Street,
Hobart TAS 7000

Scan QR to register or visit

<https://wilsonassetmanagement.com.au/events/>

