




EUROZ INVESTOR CONFERENCE - ROTTNEST 2026



Image: HumeLink East Transmission Project, NSW.
The first of more than 460 dual-circuit 500 kV transmission towers being completed.

CONTENTS



OUR COMPANY

HY2026 Financial Highlights	03
HY2026 Highlights	04
Key Metrics	05
FY2026 Outlook	06
Financial Overview	07
Segments & Group Snapshot	08
Infrastructure	09
Energy & Engineering	10
Services	11

ADDITIONAL INFORMATION

Appendix	12
----------	----

HY2026 FINANCIAL HIGHLIGHTS



Genus are proud to report our Maiden Interim Dividend of **2.0 cents per share**.



Record HY Revenue of \$535.4m
Up 61% on PCP

\$ 535.4M



Net cash provided by operating activities of \$73.7m
Up 201% on PCP

\$ 73.7M



Record Normalised HY EBITDA of \$46.3m
Up 69% on PCP

\$ 46.3M



Orderbook of \$2.4 billion (up 23% from June 2025) and
Forecast FY26 Recurring revenue up circa 20%.

\$2.4B



Record Statutory NPAT of \$24.9m
Up 82% on PCP
Basic EPS 13.8 cps, Diluted EPS 13.6 cps (based on NPAT)
Up 80% on PCP

\$ 24.9M



FY2026 CAPEX forecast to be **\$40 - \$45 million** due to growth capex mainly attributable to *HumeLink*, *TasNetworks NWT*, *Western Power CELN* and *Western Renewables Link* projects.

\$40-45M



Cash Balance of \$178.1m (up \$17.2m)
Net Cash of \$127.0m (up \$13.5m)

\$ 178.1M



Significant increase in Bank Guarantee and Surety Bond Facilities to **\$515 million**, up from **\$260 million** at 30 June 2025, leaving headroom of \$278.6 million

\$515M

HY2026 HIGHLIGHTS



Genus are proud to report a record-breaking half-year, achieving exceptionally strong growth across all areas of the business.

KEY PROJECT AWARDS



Western Power- Clean Energy Link Additional Works

\$110M



Alinta Energy – Wagerup Battery Project

\$50M



FMG - Decarbonisation Contracts

\$60M



AusNet Construction - Western Renewables Link

\$1.6B
(in JV with Acciona)

CORPORATE MATTERS

Acquisition of Railtrain to strengthen Genus' rail position in the infrastructure sector.



Executed a \$429m revolving syndicated facility agreement



Appointment of NED Tony Narvaez on 21/11/2025



KEY METRICS



Injury Statistics

- Total Recordable Injury Frequency Rate (TRIFR) at 31 December 2025 was 3.5.



Sustainability / ESG

Genus has commenced development of our Climate Transition Plan, capturing data from FY22–FY25 and is on track to be delivered in line with Corporations Act requirements at the end FY26.



Apprentices & Trainees

	FY22	FY23	FY24	FY25	HY26
TOTAL	87	95	89	123	134



Employee Headcount

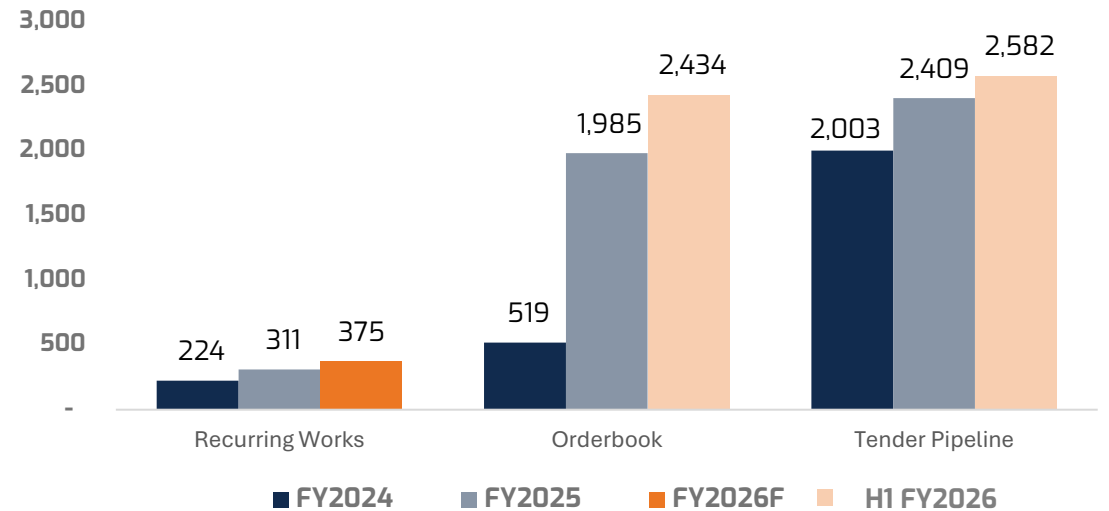
	FY22	FY23	FY24	FY25	HY26
TOTAL	950	835	1059	1558	1930

FY2026 OUTLOOK



- Strong momentum continues throughout the Group with a record **orderbook*** of **\$2.4 billion** (excluding recurring revenue) up from \$2.0 billion at June 2025 provides confidence to support earnings forecast as announced on 22nd January 2026 to **circa 35%** in reported normalised EBITDA in FY2026.
- **Recurring revenue**** forecast to **grow at circa 20%** in FY2026.
- A **tendered pipeline** of **\$2.6 billion** remains firm despite converting significant tenders to contract awards in FY25.
- Genus continues to see significant opportunities throughout the Group and are well placed to capitalise on the transition of energy networks and the decarbonisation of the Australian energy industry.
- Genus will continue to explore M&A opportunities through acquisitions into new geographical locations and capabilities.

Orderbook & Pipeline (A\$ millions)



Note: * The Orderbook includes significant contract awards as announced to the ASX with final contract values estimated based on current expected program, schedule and customer approvals proceeding.

** Revenue from recurring works includes long term customer/Panel revenue and revenue from long term supply & maintenance contracts. It excludes supply & maintenance revenue and minor projects from repeat customers that are not on long term contracts. Recurring works p.a. refers to the actual/forecast for one year.

FINANCIAL OVERVIEW

- Record Revenue of \$535.4 million up 60.8% on pcp.
- Record Normalised EBITDA \$46.3 million up 69.2% on pcp.
- Record Statutory NPAT for the half year \$24.9 million up 81.6% on pcp.
- **Normalisations:**
 - Acquisition legal and advisory costs \$0.5 million.
 - EC&M claim receipts \$0.5 million.
- Acquisition Amortisation expenses of \$1.1 million relate to acquisition of intangibles.
- Basic EPS 13.84 cps, up 80.0% and Diluted EPS 13.58 cps, up 79.7%

Profit & Loss Statement (A\$ millions)	H1 FY2025	H1 FY2026	Change
Revenue	332.9	535.4	60.8%
Normalised EBITDA	27.4	46.3	69.2%
Depreciation & amortisation expenses	(5.6)	(8.1)	
Normalised EBIT-A	21.7	38.2	75.8%
Acquisition amortisation	(1.1)	(1.1)	
Normalisations ¹	(1.2)	-	
EBIT	19.4	37.1	91.0%
Statutory NPAT	13.7	24.9	81.6%
NPAT-A	14.5	25.6	77.2%
EPS - Basic	7.69	13.84	80.0%
- Diluted	7.56	13.58	79.7%

1. See reconciliation in the Appendix on page 21 for more information.
Due to rounding, the numbers presented may not add.

SEGMENTS & GROUP SNAPSHOT



GENUSPLUS GROUP

Consolidated Revenue HY26

\$535.4m

Up 61% on PCP

GenusPlus Group is a specialist infrastructure and services provider operating across Australia. With years of practical experience, we design, construct and maintain infrastructure networks across energy, communications and rail providing a turnkey solutions for our customers.



INFRASTRUCTURE

Revenue HY26

\$345.8

Up 89% on PCP

Bringing together industry-leading expertise and sector experience, we deliver comprehensive services across the entire infrastructure lifecycle. From planning, design, and construction to testing, maintenance, and decommissioning, we provide reliable, future-ready solutions tailored to the evolving needs of infrastructure networks.



ENERGY & ENGINEERING

Formerly Industrial Services

Revenue HY26

\$151.5m

Up 62% on PCP

We deliver end-to-end Engineering, Procurement, and Construction (EPC) solutions, offering a comprehensive range of in-house design capabilities across communications and energy assets. Our expertise spans from concept and design through to construction and commissioning—ensuring seamless integration, efficiency, and quality in every phase.



SERVICES

Formerly Communications

Revenue HY26

\$70.9m

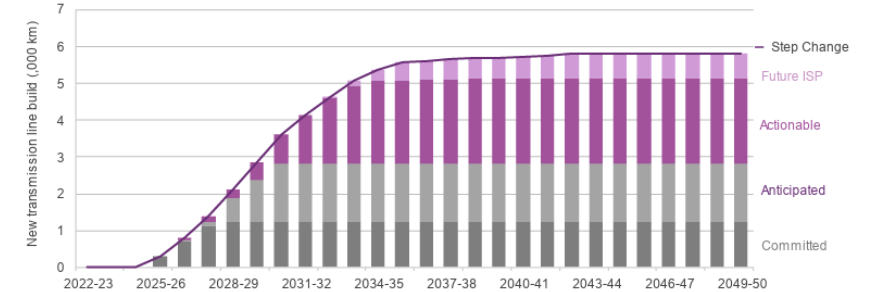
Up 11% on PCP

We deliver integrated infrastructure solutions across communications, vegetation management, environmental services, pole reinforcement and asset management integrating technical expertise with operational delivery.

INFRASTRUCTURE MARKET DRIVERS

- The momentum of new energy projects connecting to the National Electricity Market (NEM) continues to build.
- In the Dec 2025 Quarter 18 projects (3.8 GW) received application approval, 10 projects (1.9 GW) were registered, and 9 projects (1.8 GW) reached full output across the NEM.
- The projected 10,000km of transmission projects by 2050 are projected to reduce costs for consumers by delivering benefits that would recoup their \$16 billion investment costs, save consumers a further \$18.5 billion in avoided costs, and deliver emissions reductions valued at \$3.3 billion.

Figure 20 New transmission in Step Change (,000 km, 2022-23 to 2049-50)



Source: AEMO Draft ISP 2026 | AEMO NEM Engineering Roadmap 2024 | AEMO Connections Scorecard February 2025



Storage capacity to increase significantly

Batteries, virtual power plants, pumped hydro



Grid-scale wind and solar to increase 7-fold



Distributed solar PV to increase 4-fold

Rooftop solar, other distributed solar



Electricity consumption from the grid to nearly double



Gas-powered generation to increase

While current mid-merit plants will all retire within that period



Coal generation to be withdrawn

Capacity to be retired by:



ENERGY & ENGINEERING

STRATEGY UPDATE



Capitalising on Market Growth:

Leveraging the rapid expansion of the energy sector by aligning our capabilities and resources to meet increasing demand. Through targeted investment and strategic workforce expansion, we are strengthening our position as a leading provider of EPC, engineering services, remote monitoring solutions, and operations & maintenance in the Utility and energy market.



Strong Client Partnerships & Value Creation:

By building strong relationships and consistently delivering value, we are proud to work with a growing number of return clients. Leveraging our capabilities across EPC, engineering services, remote monitoring, and operations & maintenance, we continue to support our clients beyond project delivery.

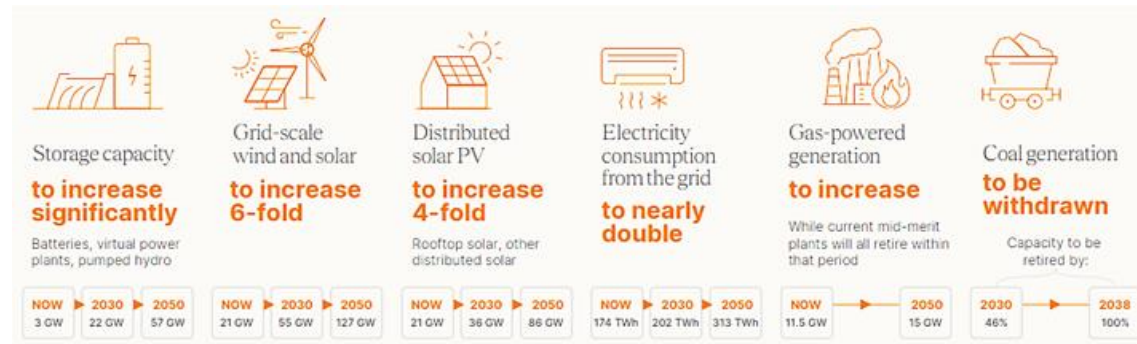
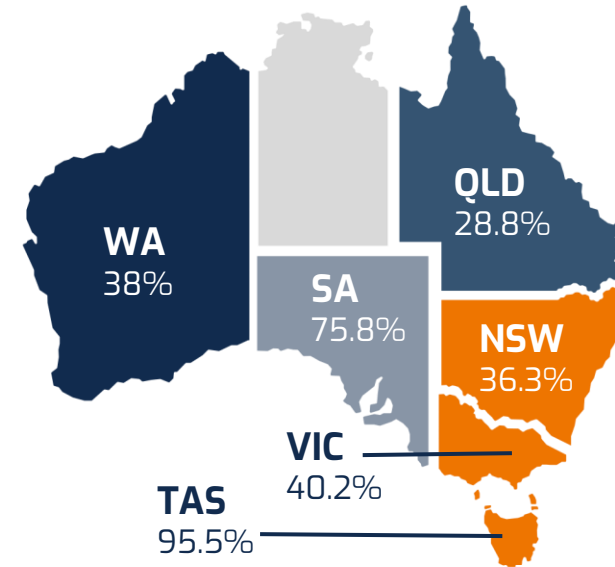


Proven Execution & Long-Term Value:

With proven execution and a focus on long-term value, we have built strong relationships with return clients who trust us to deliver. Combining EPC expertise with engineering, remote monitoring, and operations & maintenance, we provide lifecycle support that ensures performance, reliability, and sustainable outcomes, strengthening our position as a trusted partner in the renewable energy market.

Renewable energy penetration by state as proportion of generation

National
40%



Source: Clean Energy Australia Report 2025

SERVICES

STRATEGY UPDATE

Sector Outlook

- **Telecommunications:** Australia's telecom sector is driven by network construction and upgrades, underpinned by NBN upgrades, 5G deployment and demand for resilient digital infrastructure. Genus is well-positioned through its national footprint, strong carrier and utility relationships, and proven delivery capabilities.
- **Utilities:** Addressing rising opex/capex pressures with advanced asset management and inspection trials, including drones, improving data quality and supporting future AI-enabled asset management.
- **Vegetation Management:** Diversifying services for existing customers and other utilities with vegetation management critical to delivering integrated, efficient infrastructure and energy solutions.

Future Opportunities



APPENDIX



NOTES:

EBITDA/EBIT-A/NPAT-A are non-IFRS measures that are unaudited but derived from auditor reviewed Half-Year Financial Statements. These measures are presented to provide further insight into GenusPlus Group's performance.

EBIT-A and NPAT-A are adjusted for Amortisation expense relating to Acquisition of Intangible assets.

Reconciliation of Non-IFRS Financial Information

\$ Millions	H1 FY2025	H1 FY2026
Profit for the year (as reported)	13.7	24.9
Add Back Amortisation relating to acquisition intangible assets after tax	0.8	0.8
NPAT-A	14.5	25.6
Add Back:		
• Acquisition costs	0.6	0.4
• ECM net claim (income) costs	0.2	(0.4)
Normalised Net profit after tax (NPAT-A)	15.3	25.7
Add back tax expense	7.1	11.9
Normalised profit before tax (PBT- A)	22.4	37.6
Add back: Finance (income) costs	(0.7)	0.6
Normalised earnings before interest & tax (EBIT-A)	21.7	38.2
Add back; Depreciation & amortisation expense (excluding acquisition intangible assets)	5.6	8.1
Normalised earnings before interest, tax, depreciation & amortisation (EBITDA)	27.4	46.3



DISCLAIMER

IMPORTANT NOTICE

This presentation has been prepared by GenusPlus Group Ltd (**Genus** or the **Company**). It contains general background information about the Company's activities current as at the date of this presentation. It is information given in summary form and does not purport to be complete. The content should be read in conjunction with the companies periodic and continuous disclosure announcements lodged with the Australian Securities Exchange which are available at www.asx.com.au and available on the company's website at www.genus.com.au.

No Offer

This presentation and any oral presentation accompanying it is not (and nothing in it should be construed as) an offer, invitation, solicitation or recommendation with respect to the subscription for, or recommendation to purchase, hold or sell of any security in any jurisdiction, and neither this document nor anything in it shall form the basis for any contract or commitment. The presentation is not intended to be relied upon as advice to investors or potential investors and does not take into account the investment objectives, financial situation or needs of any particular investor. These should be considered, with or without professional advice, when deciding if an investment is appropriate.

The Company has prepared this presentation based on information available to them, including information derived from publicly available sources that has not been independently verified. No representation or warranty, express or implied, is made as to the fairness, accuracy, completeness, correctness or reliability of the information, opinions or conclusions expressed in this presentation.

Any statements or assumptions in this presentation as to future matters may prove to be incorrect and differences may be material. To the maximum extent permitted by law, none of the Company, their directors, employees or agents, nor any other person accepts any liability, including, without limitation, any liability arising from fault or negligence on the part of any of them or any other person, for any loss arising from the use of this presentation or its contents or otherwise arising in connection with it.

Forward Looking Statements

Certain statements contained in this presentation, including information as to the future financial or operating performance of the Company and its projects, are forward looking statements. Such forward looking statements: a) are necessarily based upon a number of estimates and assumptions that, while considered reasonable by the Company, are inherently subject to significant technical, business, economic, competitive, political and social uncertainties and contingencies; b) involve known and unknown risks and uncertainties that could cause actual events or results to differ materially from estimated or anticipated events or results reflected in such forward looking statements; and c) may include, among other things, statements regarding estimates and assumptions in respect of prices, costs, results and capital expenditure, and are or may be based on assumptions and estimates related to future technical, economic, market, political, social and other conditions. The Company disclaims any intent or obligation to publicly update any forward looking statements, whether as a result of new information, future events or results or otherwise.

The words "believe", "expect", "anticipate", "indicate", "contemplate", "target", "plan", "intends", "continue", "budget", "estimate", "may", "will", "schedule" and similar expressions identify forward looking statements. All forward looking statements contained in this presentation are qualified by the foregoing cautionary statements. Recipients are cautioned that forward looking statements are not guarantees of future performance and accordingly recipients are cautioned not to put undue reliance on forward looking statements due to the inherent uncertainty therein.