



BMG RESOURCES LIMITED

ACN 107 118 673

**Consolidated Interim Financial Report
For the Half-Year Ended
31 December 2025**

CONTENTS

| | Page |
|---|-------------|
| Corporate Directory | 3 |
| Directors' Report | 4 |
| Auditor's Independence Declaration | 15 |
| Consolidated Statement of Profit or Loss and Other Comprehensive Income | 16 |
| Consolidated Statement of Financial Position | 17 |
| Consolidated Statement of Changes in Equity | 18 |
| Consolidated Statement of Cash Flows | 20 |
| Notes to the Consolidated Financial Statements | 21 |
| Directors Declaration | 29 |
| Independent Auditor's Review Report | 30 |

CORPORATE DIRECTORY

| | | |
|--|--|------------------------|
| DIRECTORS | John Prineas | Non-Executive Chairman |
| | Gregory Hancock | Non-Executive Director |
| | John Dawson | Non-Executive Director |
| CHIEF EXECUTIVE OFFICER | Ben Pollard | |
| COMPANY SECRETARY | Sean Meakin | |
| REGISTERED AND PRINCIPAL OFFICE | Suite 2, Level 2 28 Ord Street WEST PERTH WA 6003 Telephone: (08) 6109 6178 Website: www.bmgl.com.au Email: enquiry@bmgl.com.au | |
| AUDITORS | BDO Audit Pty Ltd Level 9, Mia Yellagonga Tower 2 5 Spring Street Perth WA 6000 | |
| SHARE REGISTRY | Automic Group Level 5, 191 St Georges Terrace PERTH WA 6000 Telephone: 1300 288 664 (within Australia) +61 (0) 2 96985414 (international) | |
| HOME EXCHANGE | Australian Securities Exchange Ltd Central Park 152-158 St Georges Terrace PERTH WA 6000 ASX Code: BMG | |
| SOLICITORS | Blackwall Legal Level 26 140 St Georges Terrace PERTH WA 6000 | |
| BANKERS | St George Bank Level 3, Brookfield Tower 2 123 St Georges Terrace PERTH WA 6000 | |

DIRECTORS' REPORT

The Directors present their report together with the consolidated financial report of BMG Resources Limited (the Company; ASX: BMG), being the Company and its subsidiaries ('Group' or 'Consolidated Entity'), for the half year ended 31 December 2025 and the auditor's review report thereon.

DIRECTORS

The names and details of the Directors in office during the half year and until the date of this report are set out below.

- John Prineas (Non-Executive Chairman)
- Gregory Hancock (Non-Executive Director)
- John Dawson (Non-Executive Director)

All Directors have been in office for the entire period.

REVIEW OF OPERATIONS

Australian-focused gold and lithium explorer BMG Resources Limited (ASX: BMG) is pleased to present a review of operations at its Western Australian projects for the half-year ending on 31 December 2025.

HIGHLIGHTS

ABERCROMBY GOLD PROJECT

- **Abercromby is 100% owned by BMG and situated on a granted Mining Lease in WA's Goldfields region**
- **Abercromby has an existing Mineral Resource of 518,000oz¹ Au from 11.12Mt @ 1.45 g/t Au with upside to expand this, offering a pathway to production**
- **Scoping Study work is ongoing and is focused on a potential low-capex, fast payback mining scenario for the free-milling gold deposit at Abercromby – due for delivery in Q1 CY2026**
- **10,000m of drilling commenced at Abercromby in March 2026, targeting resource extensions**

BULLABULLING GOLD PROJECT

- **BMG's 100%-owned Bullabulling Project is located 1.5km from the 4.5Moz Bullabulling Gold Mine held by Minerals 260 Limited (ASX: MI6)**
- **Reverse circulation (RC) drilling of gold targets completed with 23 drill holes for 1,886m of drilling**
- **Multiple gold lodes intersected in first gold focused drilling by BMG, confirming the prospectivity for significant gold mineralisation**
- **Geophysical program to map prospective ultramafic horizons and finalise drill targets for a major 2026 drill campaign**

¹ ASX Release dated 17 April 2023 '518,000oz Au Maiden Mineral Resource for Abercromby Gold Project'

CORPORATE

- **Ben Pollard appointed as Chief Executive Officer to lead development of Abercromby Gold Project and further exploration at Bullabulling**
- **Gareth McArthur appointed as General Manager, Project Development to provide further leadership and oversight**
- **Three Share Placements completed for a total of \$5.6 million raised (before costs) to fund further exploration and development at Abercromby and Bullabulling.**

Abercromby Gold Project, WA

Abercromby hosts a free-milling **518,000oz gold resource**¹ and is located on a granted mining lease and proximal to operating mills, offering an expedited pathway to potential production. The Project is located in an established mining region with access to infrastructure (roads, power) and proximal to a number of producing gold mines.

Table 1: JORC-compliant Mineral Resource for Abercromby

| Classification | Type | Cut-Off | Tonnes | Au g/t | Ounces |
|-------------------------------------|-------------|---------|-------------------|-------------|----------------|
| Inferred | Open Pit | 0.4 | 5,565,000 | 1.16 | 208,000 |
| | Underground | 1.25 | 1,401,000 | 3.24 | 146,000 |
| Total Inferred | | | 6,966,000 | 1.58 | 353,000 |
| Indicated | Open Pit | 0.4 | 3,858,000 | 1.18 | 146,000 |
| | Underground | 1.25 | 294,000 | 1.94 | 18,000 |
| Total Indicated | | | 4,152,000 | 1.23 | 165,000 |
| Total Indicated and Inferred | | | 11,117,000 | 1.45 | 518,000 |

The MRE at Abercromby commences from near surface and is amenable to open-pit mining. Mineralisation at Abercromby remains open in all directions. With less than 20% of the 6km prospective stratigraphy tested by drilling, the potential for more drilling to add ounces to the MRE is very strong.

Abercromby is interpreted to be a ductile gold deposit – similar to the Never Never deposit discovered by Spartan Resources (now owned by Ramelius Resources) which hosts **7.5Mt at 8.8 g/t Au for 2.1Moz**² – providing an exciting exploration analogue for the upcoming drill program at Abercromby.

Abercromby is well located for development – situated on a granted Mining Lease with proximal processing plants. Northern Star's Jundee mining operation, with a 3.0Mtpa CIL plant, is located approximately 50km from Abercromby.

² Ramelius Resources (ASX: RML) ASX Announcement dated 20 October 2025, 'Never Never PFS – Maiden 1.6M oz Ore Reserve'

DIRECTORS' REPORT

During the period, BMG announced a MOU with Wiluna Mining for a potential toll treatment arrangement at the Matilda CIL processing plant³. The MOU provides a structure for BMG and WMC to negotiate and enter a toll treatment agreement to facilitate the milling of ore mined at Abercromby.

BMG is continuing to assess proposals for the development of a mining operation at Abercromby, including potential co-venture arrangements with third parties.

Scoping Study:

Metallurgical test-work completed by BMG confirmed that all Abercromby ore (oxide, transitional and fresh material) is amenable to conventional carbon-in-leach (CIL) processing with high recoveries (in excess of 90%) with low reagent consumption⁴.

A scoping study assessing the economics of a potential mining operation is being finalised. The study will focus primarily on Indicated Resources that provide a high level of confidence for mine planning and is scheduled for release in Q1 2026.

Drilling

Post period-end in March 2026, BMG announced a 10,000m resource development drill campaign had commenced at Abercromby – the first major drill program since 2023. The first phase of drilling aims to test for extensions to the high-grade gold lodes already confirmed by drilling; Figure 1 highlights the area of interest targeted in the current drilling.

³ BMG ASX Announcement dated 7 July 2025, 'Abercromby Gold Processing Solution Provides Pathway for BMG to Transition to a Producer'

⁴ BMG ASX Announcement dated 6 February 2023 'High Gold Recoveries – Abercromby Met Testwork'

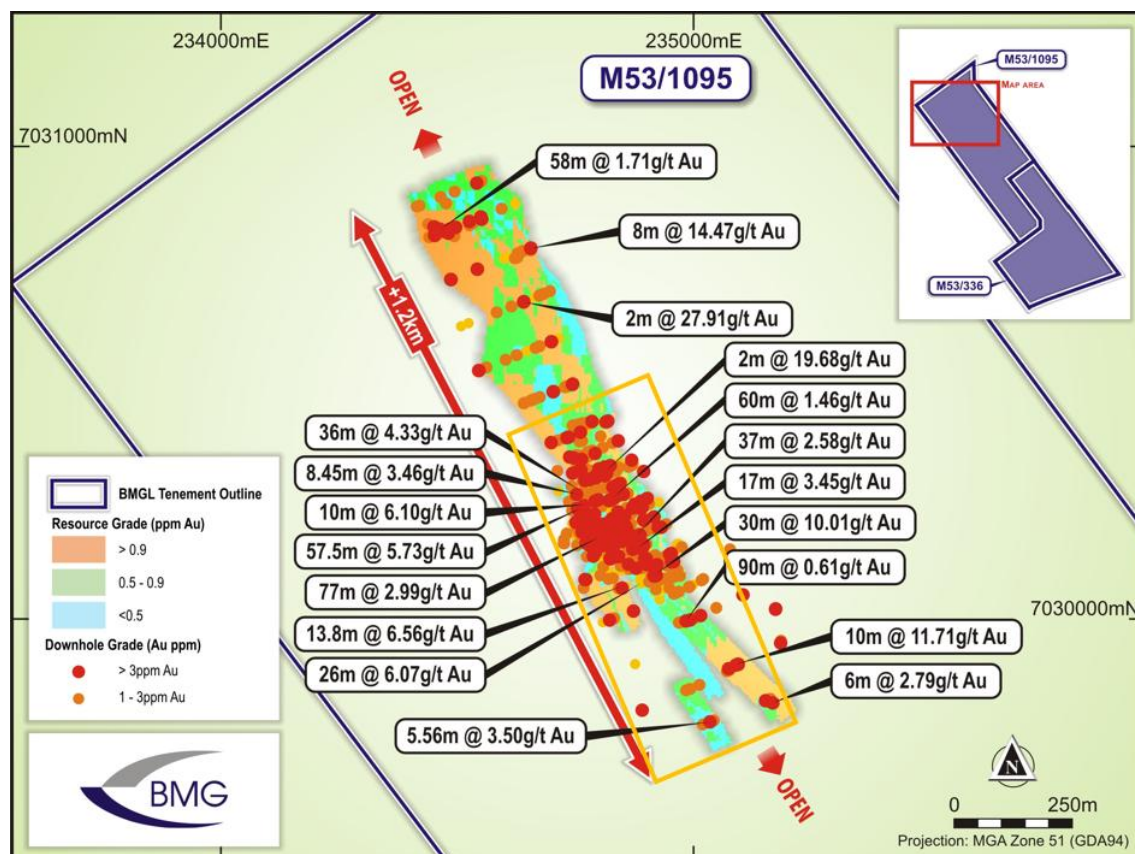


Figure 1: Plan view of the current MRE at the Capital Deposit showing selected high-grade gold intercepts and the zone of drill coverage for the 2026 drill campaign (orange rectangle).

The program will test for both continuation of these gold lodes at depth and for potential repetition of similar gold lodes along strike. Several drill holes were designed with the dual purpose of scoping several hanging wall intercepts⁵ that remain poorly understood such as:

- **3m @ 14.38 g/t Au** from 83m (20ABRC0004)
- **3m @ 4.97 g/t Au** from 104 (21ABRC021).

DDH1 Drilling was engaged to carry out the diamond drill program.

Exploration and resource definition drilling is also planned for the large regional gold anomalous zones to the south of Capital, where first-pass drilling has already confirmed widespread, significant gold with potential to deliver further Capital-style discoveries.

Bullabulling Gold Project, WA

BMG's Bullabulling Project comprises an extensive area in the Coolgardie region, an established gold mining district of Western Australia. BMG's Bullabulling Project is ~1.5km from the Bullabulling Gold Mine held by Minerals 260 Limited (ASX: MI6) with several BMG tenements immediately adjacent to the western portion of the Bullabulling Gold Mine's tenure.

⁵ BMG ASX Announcements dated 9 March 2021, 'Excellent New High-Grade Gold Intercepts at Abercromby' and 19 October 2021, 'Abercromby Drilling Update'

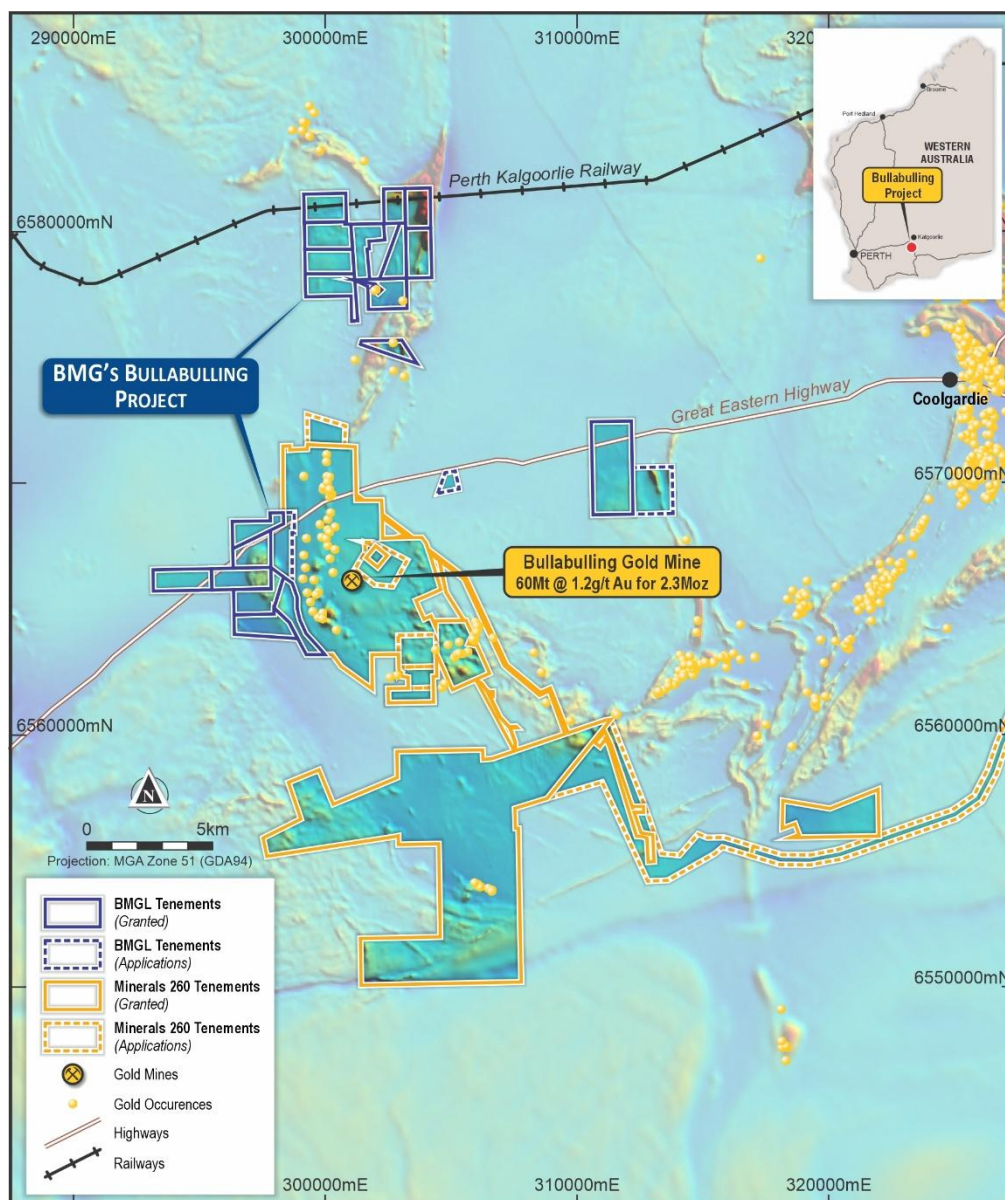


Figure 2: Location of BMG's Bullabulling Project and MI6's adjacent Bullabulling Gold Mine

BMG's tenure at Bullabulling comprises three areas – Bullabulling West, Bullabulling North and Bullabulling East.

BMG's first gold-focused RC drill program at Bullabulling was launched in July 2025 with 23 drill holes for 1,886m of drilling completed, focused at Bullabulling North, an area located to the north of MI6's Bullabulling Gold Mine. The north-south oriented gold trend that hosts the Bullabulling Gold Mine and multiple other gold occurrences is interpreted to extend into BMG's Bullabulling North area.

Four prospects at Bullabulling North were drilled – Poolmans, Peaches, Flame and Grizzly. High-grade gold was intersected at Poolmans including:

- **2m @ 3.8g/t Au** from 47m, and **2m @ 8.5g/t Au** from 78m to EOH, including **1m @ 15.8g/t Au** from 78m in 25BURC002.

DIRECTORS' REPORT

In addition, first ever gold drilling at Peaches returned **2m @ 4.3g/t Au** from 75m (25BURC008).

These results provided strong encouragement that further drilling at these prospects could define significant gold resources. Anomalous gold was intersected in drilling at Flame and Grizzly supporting further investigation of these early-stage prospects.

Drilling confirmed gold hosted in quartz vein granodiorite, similar to the geology at the Bullabulling Gold Mine, and further supporting the interpretation that the richly mineralised stratigraphy that hosts the Bullabulling Gold Mine continues into BMG's ground.

Bullabulling West hosts a distinct magnetic anomaly – a strong target for potential gold mineralisation – and which has never been drill tested by BMG.

External geophysical consultant, Resource Potentials, was engaged to design, complete and interpret a geophysical program for Bullabulling to better map the prospective ultramafic and generate gold targets.

BMG has planned a drill program to test priority targets to commence late Q1/early Q2 2026.

Corporate

Appointment of CEO

Post half year-end, in February 2026, BMG announced the appointment of Ben Pollard as its Chief Executive Officer. Ben is a highly qualified geologist with more than 25 years' experience in exploration and mining in Western Australia with proven success in gold exploration, as well as a track record of taking projects from resource definition through to production. Prior to his appointment, he provided consulting services to BMG, as Exploration Manager, since 2020.

Appointment of General Manager, Project Development

Post half year end, BMG appointed Gareth McArthur to the new position of General Manager, Project Development with responsibility for permitting, stakeholder engagement, mine planning and other project development workstreams required to advance Abercromby into development and production. Mr McArthur brings 25 years of mining experience across operational and technical roles in mining and mine construction projects in Western Australia gained from project leadership roles with Rio Tinto and other smaller developers.

Capital Raising

On 3 December 2025, BMG announced it had received firm commitments to raise \$2,500,000 through a placement of 147,058,823 new shares at \$0.017 per share (New Shares). The New Shares were placed pursuant to section 708 of the Corporations Act 2001 (Cth) and rank equally with the Company's other shares on issue.

The New Shares were issued in a single tranche with 58,823,529 shares being issued under ASX Listing Rule 7.1 and 88,235,294 shares being issued under ASX Listing Rule 7.1A.

GBA Capital Pty Ltd acted as Sole Lead Manager to the placement.

DIRECTORS' REPORT

Post half-year end, in February 2026, BMG received firm commitments to raise \$2,500,000 at \$0.021 per share with a cornerstone commitment by Tribeca Investment Partners – an internationally renowned investment firm with specialist expertise in backing growth companies in the resources sector.

Shares were issued in two tranches with Tranche 2 subject to Shareholder approval received at a General Meeting in March 2026.

GBA Capital Pty Ltd and Whario Capital Pty Ltd acted as Lead Managers to the Placement

Review of Operations – Financial information disclosure.

The Group's net loss after providing for income tax for the half year ended 31 December 2025 amounted to \$414,089 (half year ended 31 December 2024: \$477,262). For the half year ended 31 December 2025, the Group incurred total net cash outflows from operating activities and investing activities of \$852,910 (2024: net cash outflows from operating activities and investing activities of \$686,004).

DIRECTORS' REPORT

Competent Person Statement:

This announcement refers to the maiden MRE for Abercromby with information which was previously released by the Company on 17 April 2023, 518,000oz Maiden Mineral Resource for Abercromby Gold Project, and 18 April 2023, Revision to Announcements on 17 April 2023. These announcements contain a competent person statement which includes the statements and consent pursuant to the requirements of ASX Listing Rule 5.22.

The Company confirms that it is not aware of any new information or data that materially affects the information included in this announcement, and that all material assumptions and technical parameters underpinning the estimates in the announcements of 17 April 2023 and 18 April 2023 '518,000oz Maiden Mineral Resource for Abercromby Gold Project' continue to apply and have not materially changed.

Forward Looking Statements:

This report includes forward-looking statements that are only predictions and are subject to known and unknown risks, uncertainties, assumptions and other important factors, many of which are beyond the control of BMG, the directors and the Company's management. Such forward-looking statements are not guarantees of future performance.

Examples of forward-looking statements used in this report include use of the words 'may', 'could', 'believes', 'estimates', 'targets', 'expects', or 'intends' and other similar words that involve risks and uncertainties. These statements are based on an assessment of present economic and operating conditions, and on a number of assumptions regarding future events and actions that, as at the date of this report, are expected to take place.

Actual values, results, interpretations or events may be materially different to those expressed or implied in this report. Given these uncertainties, recipients are cautioned not to place reliance on forward-looking statements in the report as they speak only at the date of issue of this report. Subject to any continuing obligations under applicable law and the ASX Listing Rules, BMG does not undertake any obligation to update or revise any information or any of the forward-looking statements in this report or any changes in events, conditions or circumstances on which any such forward-looking statement is based.

This report has been prepared by BMG. The document contains background Information about BMG current at the date of this report.

The report is in summary form and does not purport to be all inclusive or complete. Recipients should not rely upon it as advice for investment purposes, as it does not take into account your investment objectives, financial position or needs. These factors should be considered, with or without professional advice, when deciding if an investment is appropriate.

The report is for information purposes only. Neither this report nor the information contained in it constitutes an offer, invitation, solicitation or recommendation in relation to the purchase or sale of shares in any jurisdiction. The report may not be distributed in any jurisdiction except in accordance with the legal requirements applicable in such jurisdiction. Recipients should inform themselves of the restrictions that apply to their own jurisdiction as a failure to do so may result in a violation of securities laws in such jurisdiction.

DIRECTORS' REPORT

Recipients should seek professional advice when deciding if an investment is appropriate. All securities transactions involve risks, which include (among others) the risk of adverse or unanticipated market, financial or political developments. To the extent permitted by law, no responsibility for any loss arising in any way (including by way of negligence) from anyone acting or refraining from acting as a result of this material is accepted by BMG (including any of its related bodies corporate), its officers, employees, agents and advisers.

PRINCIPAL ACTIVITIES

The principal activities of the Consolidated Entity during the half year comprised of mineral resource exploration and development.

SIGNIFICANT CHANGES IN STATE OF AFFAIRS

There are no significant changes in the state of affairs of the Group during the reporting period.

EVENTS OCCURRING AFTER THE REPORTING PERIOD

Appointment of Chief Executive Officer and issue of performance rights

On 3 February 2026 the Company announced the appointment of Mr Ben Pollard as Chief Executive Officer. Mr Pollard has been engaged as CEO pursuant to an agreement between BMG Resources Limited; Cadre Geology and Mining Pty Ltd, of which he controls; and himself personally. For Ben's service, Cadre Geology and Mining Pty Ltd is to be paid a fee of \$25,000 per month.

The announcement of Mr Pollard's appointment also set out the proposed issue of a total of 40,000,000 performance rights, across four tranches, with 10,000,000 rights in each tranche.

The vesting conditions attached to the rights in each tranche is set out below:

- **Tranche one:** At any time during the period from the date of grant of the Performance Rights to 31 December 2026, the VWAP of Shares traded on ASX over 10 consecutive trading days on which Shares have actually traded is A\$0.03 or more.
- **Tranche two:** At any time during the period from the date of grant of the Performance Rights to 31 December 2027, the Company's market capitalisation as measured by the VWAP of Shares traded on ASX over 10 consecutive trading days on which Shares have actually traded multiplied by the lowest total number of Shares on issue during that 10-trading day period, is \$50 million or more.
- **Tranche three:** The Company reporting to ASX a mineral resource estimate in accordance with the JORC Code in at least the inferred category of no less than 1,000,000 ounces gold (AU) at a cut-off of 0.5 g/t Au before 31 December 2028.
- **Tranche four:** At any time during the period from the date of grant of the Performance Rights to 30 June 2027, the VWAP of Shares traded on ASX over 10 consecutive trading days on which Shares have actually traded is A\$0.04 or more.

Performance rights in tranches one and four were issued on 6 February 2026.

DIRECTORS' REPORT

Shareholder approval was sought for the issue of the Tranche two and three rights, with shareholders approving the issue of these rights at the general meeting held on 12 March 2026. It is anticipated that the rights will be issued in March 2026.

Completion of Capital Raising

On 3 February 2026 the Company announced that it received firm commitments to raise \$2,500,000 via a placement of fully paid ordinary shares at \$0.021 per share.

73,500,000 ordinary shares were issued on 11 February 2026 to raise \$1,543,500 (before costs). At the shareholder meeting held on 12 March 2026 shareholders approved the issue of the remaining 45,547,619 ordinary shares (to raise \$956,500 before costs). It is anticipated that these shares will be issued on 23 March 2026, subject to the receipt of all funds for the issue of the shares.

Exercise of options

On 6 February 2026, 25,000,000 options were exercised. These options had an exercise price of \$0.02 (2 cents) and upon exercise, generated \$500,000 in additional working capital for the Company.

Director performance rights

On 10 February 2026 the Company advised the ASX of the proposed issue of a total of 54,000,000 performance rights to the directors of the Company.

There are three tranches of performance rights, as set out below.

- **Tranche one:** At any time during the period from the date of grant of the Performance Rights to 31 December 2026, the VWAP of Shares traded on ASX over 10 consecutive trading days on which Shares have actually traded is A\$0.03 or more.
- **Tranche two:** At any time during the period from the date of grant of the Performance Rights to 31 December 2027, the Company's market capitalisation as measured by the VWAP of Shares traded on ASX over 10 consecutive trading days on which Shares have actually traded multiplied by the lowest total number of Shares on issue during that 10-trading day period, is \$50 million or more.
- **Tranche three:** The Company reporting to ASX a mineral resource estimate in accordance with the JORC Code in at least the inferred category of no less than 1,000,000 ounces gold (AU) at a cut-off of 0.5 g/t Au before 31 December 2028.

Shareholder approval was sought for the issue of these rights, with shareholders approving the issue of these rights at the shareholder meeting held on 12 March 2026. These rights are proposed to be issued in March 2026.

Non-Executive Chairman, Mr Prineas is to be issued a total of 24,000,000 rights, being 8,000,000 rights in each tranche.

DIRECTORS' REPORT

Non-Executive Directors, Mr John Dawson and Mr Greg Hancock are each to be issued a total of 15,000,000 rights, being 5,000,000 rights in each tranche.

No matter or circumstance has arisen since 31 December 2025, which has significantly affected, or may significantly affect the operations of the Group, the result of those operations, or the state of affairs of the Group in subsequent reporting periods.

ROUNDING OF AMOUNTS

The Company is of a kind referred to in ASIC Legislative Instrument 2016/191 relating to the 'rounding off of amounts in the directors' report. Amounts in the directors' report have been rounded off in accordance with the instrument to the nearest dollar.

AUDITORS INDEPENDENCE DECLARATION

A copy of the Auditor's Independence Declaration as required under section 307C of the *Corporations Act 2001* is set out on page 15 for the half year ended 31 December 2025.

Signed in accordance with a resolution of the Board of Directors



John Prineas

Non-Executive Chairman


Dated at Perth, Western Australia, this 16th day of March 2026

DECLARATION OF INDEPENDENCE BY ASHLEIGH WOODLEY TO THE DIRECTORS OF BMG RESOURCES LIMITED

As lead auditor for the review of BMG Resources Limited for the half-year ended 31 December 2025, I declare that, to the best of my knowledge and belief, there have been:

1. No contraventions of the auditor independence requirements of the *Corporations Act 2001* in relation to the review; and
2. No contraventions of any applicable code of professional conduct in relation to the review.

This declaration is in respect of BMG Resources Limited and the entities it controlled during the period.



Ashleigh Woodley

Director

BDO Audit Pty Ltd

Perth

16 March 2026

CONSOLIDATED STATEMENT OF PROFIT OR LOSS AND OTHER COMPREHENSIVE INCOME

FOR THE HALF-YEAR ENDED 31 DECEMBER 2025

| | | 31 December 2025 | 31 December 2024 |
|--|------|------------------|------------------|
| | Note | \$ | \$ |
| Interest Received | | 9,536 | 2,405 |
| Director Remuneration | | (71,760) | (71,520) |
| Administration services fee | | - | (60,000) |
| Share Based Payment Expense | 4 | (55,066) | (48,345) |
| Exploration and evaluation expenditure | | (34,732) | (89,630) |
| Accounting & audit fees | | (25,235) | (37,966) |
| Investor Relations | | (60,107) | (49,800) |
| Corporate and administration expenses | | (148,110) | (119,815) |
| Other expenses from ordinary activities | | (28,615) | (2,591) |
| (LOSS) BEFORE INCOME TAX | | (414,089) | (477,262) |
| Income tax expense | | - | - |
| (LOSS) FOR THE PERIOD AFTER TAX | | (414,089) | (477,262) |
| (Loss) is attributable to: | | | |
| Owners of BMG Resources Limited | | (414,089) | (477,262) |
| NET (LOSS) FOR THE PERIOD | | (414,089) | (477,262) |
| Other Comprehensive (Loss) | | - | - |
| TOTAL COMPREHENSIVE (LOSS) FOR THE PERIOD | | (414,089) | (477,262) |
| Basic and diluted (loss) per share (cents per share) | 6 | (0.045) | (0.07) |

The above Consolidated Statement of Profit or Loss and Other Comprehensive Income are to be read in conjunction with the accompanying notes.

CONSOLIDATED STATEMENT OF FINANCIAL POSITION
AS AT 31 DECEMBER 2025

| | Note | 31 December 2025 \$ | 30 June 2025 \$ |
|-----------------------------------|------|------------------------|--------------------|
| CURRENT ASSETS | | | |
| Cash and cash equivalents | 2 | 2,372,018 | 344,953 |
| Other receivables | | 30,297 | 10,509 |
| TOTAL CURRENT ASSETS | | 2,402,315 | 355,462 |
| NON-CURRENT ASSETS | | | |
| Exploration and Evaluation Assets | 3 | 15,483,221 | 15,086,477 |
| TOTAL NON-CURRENT ASSETS | | 15,483,221 | 15,086,477 |
| TOTAL ASSETS | | 17,885,536 | 15,441,939 |
| CURRENT LIABILITIES | | | |
| Trade and other payables | | 76,697 | 131,393 |
| TOTAL CURRENT LIABILITIES | | 76,697 | 131,393 |
| TOTAL LIABILITIES | | 76,697 | 131,393 |
| NET ASSETS | | 17,808,839 | 15,310,546 |
| EQUITY | | | |
| Contributed equity | 5 | 73,751,318 | 70,548,203 |
| Reserves | 4 | 2,196,443 | 2,487,176 |
| Accumulated (Loss) | | (58,138,922) | (57,724,833) |
| TOTAL EQUITY | | 17,808,839 | 15,310,546 |

The above Consolidated Statement of Financial Position is to be read in conjunction with the accompanying notes

**CONSOLIDATED STATEMENT OF CHANGES IN EQUITY
FOR THE HALF-YEAR ENDED 31 DECEMBER 2025**

| | Note | Issued Capital Ordinary Shares | Accumulated Losses | Share Based Payment Reserve | Shares/ Options Reserve | Total Reserves | Total |
|---|------|--------------------------------------|-----------------------|-----------------------------------|-------------------------------|-------------------|-------------------|
| | | \$ | \$ | \$ | \$ | \$ | \$ |
| BALANCE AT 1 JULY 2025 | | 70,548,203 | (57,724,833) | 2,172,724 | 314,452 | 2,487,176 | 15,310,546 |
| (Loss) for the half-year | | - | (414,089) | - | - | - | (414,089) |
| Total comprehensive loss for the period | | - | (414,089) | - | - | - | (414,089) |
| Transactions with owners in their capacity as owners: | | | | | | | |
| Issue Ordinary Shares | 5 | 3,100,000 | - | - | - | - | 3,100,000 |
| Share based payment. | | | | | | | |
| Expense | 4 | - | - | 55,066 | - | 55,066 | 55,066 |
| Exercise of Performance Rights | 4 | 440,000 | - | (440,000) | - | (440,000) | - |
| <i>Less share issue costs</i> | 5 | (336,885) | - | 94,201 | - | 94,201 | (242,684) |
| BALANCE AT 31 DECEMBER 2025 | | 73,751,318 | (58,138,922) | 1,881,991 | 314,452 | 2,196,443 | 17,808,839 |

The above Consolidated Statement of Changes in Equity is to be read in conjunction with the accompanying notes.

**CONSOLIDATED STATEMENT OF CHANGES IN EQUITY
FOR THE HALF-YEAR ENDED 31 DECEMBER 2024**

| | Issued Capital Ordinary Shares | Accumulated Losses | Share Based Payment Reserve | Options Reserve | Total Reserves | Total |
|---|--------------------------------------|-----------------------|-----------------------------------|--------------------|-------------------|-------------------|
| | \$ | \$ | \$ | \$ | \$ | \$ |
| BALANCE AT 1 JULY 2024 | 68,086,342 | (56,595,851) | 3,090,652 | 314,452 | 3,405,104 | 14,895,595 |
| (Loss) for the half-year | - | (477,262) | - | - | - | (477,262) |
| Total comprehensive loss for the period | - | (477,262) | - | - | - | (477,262) |
| Transactions with owners in their capacity as owners: | | | | | | |
| Issue Ordinary Shares | 1,500,000 | - | - | - | - | 1,500,000 |
| Share based payment. | | | | | | |
| Expense | - | - | 48,345 | - | 48,345 | 48,345 |
| Exercise of Performance Rights | 446,200 | - | (446,200) | - | (446,200) | - |
| <i>Less share issue costs</i> | (125,045) | - | 28,645 | - | 28,645 | (96,400) |
| BALANCE AT 31 DECEMBER 2024 | 69,907,497 | (57,073,113) | 2,721,442 | 314,452 | 3,035,894 | 15,870,278 |

The above Consolidated Statement of Changes in Equity is to be read in conjunction with the accompanying notes

**CONSOLIDATED STATEMENT OF CASH FLOWS
FOR THE HALF-YEAR ENDED 31 DECEMBER 2025**

| | Note | HALF YEAR | |
|---|------|------------------------|------------------------|
| | | 31 December 2025 \$ | 31 December 2024 \$ |
| CASH FLOWS FROM OPERATING ACTIVITIES | | | |
| Payments to suppliers and employees | | (397,609) | (492,695) |
| Interest received | | 9,536 | 2,405 |
| NET CASH (OUTFLOW) FROM OPERATING ACTIVITIES | | (388,073) | (490,290) |
| CASH FLOWS FROM INVESTING ACTIVITIES | | | |
| Payments for Exploration and Evaluation activity | | (464,837) | (195,714) |
| NET CASH (OUTFLOW) FROM INVESTING ACTIVITIES | | (464,837) | (195,714) |
| CASH FLOWS FROM FINANCING ACTIVITIES | | | |
| Proceeds from share issue | 5 | 3,100,000 | 1,500,000 |
| Transaction costs related to issue of shares | | (220,025) | (109,934) |
| NET CASH FROM FINANCING ACTIVITIES | | 2,879,975 | 1,390,066 |
| NET INCREASE IN CASH HELD | | 2,027,065 | 704,062 |
| Cash and cash equivalents at the beginning of period | | 344,953 | 474,698 |
| CASH AND CASH EQUIVALENTS AT THE END OF PERIOD | | 2,372,018 | 1,178,760 |

The above Consolidated Statement of Cash Flows is to be read in conjunction with the accompanying notes.

NOTES TO THE FINANCIAL STATEMENTS

1. STATEMENT OF MATERIAL ACCOUNTING POLICIES

(a) Basis of Preparation

The consolidated interim financial report is a general-purpose financial report which has been prepared in accordance with the requirements of the Corporations Act 2001 and applicable accounting standards including AASB 134 'Interim Financial Reporting', Accounting Interpretation and other authoritative pronouncements of the Australian Accounting Standards Board ('AASB'). Compliance with AASB 134 ensures compliance with IAS 34 'Interim Financial Reporting'.

This interim financial report is intended to provide users with an update on the latest annual financial statements of the Company and its subsidiaries ('Consolidated Entity' or 'Group'). As such, it does not contain information that represents relatively insignificant changes occurring during the half-year within the consolidated entity.

It is therefore recommended that this financial report be read in conjunction with the annual financial statements of the consolidated entity for the year ended 30 June 2025, together with any public announcements made during the half-year ended 31 December 2025 in accordance with the continuous disclosure requirements arising under Corporations Act 2001 and the ASX Listing Rules.

The accounting policies adopted are consistent with those of the previous financial year.

All amounts are presented in Australian dollars, unless otherwise noted.

This half-year financial report was approved by the Board of Directors on 16 March 2026.

For the purpose of preparing the interim financial report, the half-year has been treated as a discrete reporting period.

2. CASH AND CASH EQUIVALENTS

| | 31 December 2025 (\$) | 30 June 2025 (\$) |
|--------------|-----------------------|-------------------|
| Cash on hand | \$2,372,018 | \$344,953 |
| Total | \$2,372,018 | \$344,953 |

During the reporting period the Company raised \$3,100,000 dollars (before costs) via a placement to Institutional and Sophisticated investors. This increase in cash was offset by cash outflows from operating activities and cash outflows from investing activities of \$388,072 and \$464,837 respectively.

NOTES TO THE FINANCIAL STATEMENTS

3. EXPLORATION AND EVALUATION ASSETS

The reconciliation below is the cost attributed to the Group's projects. Each of the projects below is a separate Area of Interest.

| | 1 July 2025 | Expenditure in the period | 31 December 2025 |
|-----------------------------|---------------------|---------------------------|---------------------|
| Exploration activity | | | |
| Abercromby Project | \$14,232,301 | \$140,093 | \$14,372,394 |
| Bullabulling Project | \$833,205 | \$248,121 | \$1,081,326 |
| Invincible Project | \$20,971 | \$8,530 | \$29,501 |
| Total | \$15,086,477 | \$396,744 | \$15,483,221 |

4. SHARE BASED PAYMENTS

Issue of Share Options to Lead Manager for capital raising

As disclosed at note 5, in December 2025 the Company completed a capital raising to raise \$2,500,000 (before costs). The capital raising was completed via a Placement to Institutional and Sophisticated investors, an issue of 147,058,823 Ordinary shares at \$0.017 per share. GBA Capital Pty Ltd acted as the Sole Lead Manager to the Placement.

Pursuant to the terms of the mandate with GBA, BMG issued 10,000,000 options with an exercise price of \$0.02, with an expiry date of 31 December 2027.

The Company is unable to estimate reliably the fair value of the services received and accordingly the Company has measured the value of the services received, and corresponding increase in equity, indirectly, by reference to the fair value of the equity instruments granted.

The fair value of the Options issued to the Lead Manager was recognised as capital raising costs within equity, as the Options were provided for services in connection with the issue of equity instruments. As there were no future vesting conditions, the full value of these Options has been recognised in the reporting period to 31 December 2025.

The Options are valued based on the Company's share price on 3 December 2025 - the date that the Company and the Lead Manager agreed to the terms of the Options - using Black-Scholes Option Pricing methodology with inputs as provided in the table below.

| | | |
|--|-------------------------------|----------------------------|
| Inputs used in determining valuation | Vesting Conditions | Vest upon issue |
| | Number of Options | 10,000,000 |
| | Underlying Share Price | \$0.018 |
| | Exercise Price | \$0.020 |
| | Expected volatility | 100% |
| | Expiry Date / Years | 31 December 2027 / 2 years |
| | Expected Dividends | Nil |
| | Risk free rate | 3.83% |
| Total Value of Options in tranche | | \$28,645 |

NOTES TO THE FINANCIAL STATEMENTS

| Grant Date | Exercise Price | Expiry Date | Number as at 1 July 2025 | Movement | |
|--|----------------|-------------|--------------------------|-------------------|-------------------------------|
| | | | | Granted | Number as at 31 December 2025 |
| 6 February 2024 | \$0.020 | 06/02/2026 | 25,000,000 | - | 25,000,000 |
| 11 March 2024 | \$0.030 | 11/03/2027 | 2,000,000 | - | 2,000,000 |
| 11 March 2024 | \$0.040 | 11/03/2027 | 2,000,000 | - | 2,000,000 |
| 25 June 2024 | \$0.020 | 25/06/2027 | 5,000,000 | - | 5,000,000 |
| 23 December 2024 | \$0.020 | 31/12/2027 | 5,000,000 | - | 5,000,000 |
| 3 December 2025 | \$0.020 | 31/12/2027 | - | 10,000,000 | 10,000,000 |
| Total | | | 39,000,000 | 10,000,000 | 49,000,000 |
| Weighted Average Exercise Price | | | \$0.022 | \$0.020 | \$0.021 |

At the end of the reporting period all of the Options in the above table have vested and are exercisable. No Options were forfeited, exercised or expired during the period.

Weighted average remaining contractual life of Options outstanding at the end of the reporting period: 0.91 years (30 June 2025: 1.14 years).

A summary of the Group's share-based payments, including a reconciliation of the Group's share-based payments at the end of the reporting period is provided below.

| | 1 July 2025 | Share based payment reserve | | | Contributed equity |
|---|--------------------|-----------------------------|--------------------------------|--------------------|--------------------|
| | | Current period expense | Exercise of Performance Rights | 31 December 2025 | |
| Performance Rights | | | | | |
| Performance Rights | \$1,545,230 | \$55,066 | \$(440,000) | \$1,160,296 | - |
| | \$1,545,230 | \$55,066 | \$(440,000) | \$1,160,296 | - |
| Share Options | | | | | |
| Share Options* | \$941,946 | - | | \$941,946 | - |
| Broker share options in respect to the current period | - | - | | \$94,201 | \$94,201 |
| | \$941,946 | - | | \$1,036,147 | \$94,201 |
| | \$2,487,176 | \$55,066 | \$(440,000) | \$2,196,443 | \$94,201 |

*includes options issued to service providers, former directors and investors. Consistent with the accounting policy of the Company if options which vest and expire before they are exercised the expense previously recognised in this reserve remains in the reserve account.

In respect to Performance Rights issued prior to the current reporting period, full disclosure pertaining to these is provided in the Company's 2025 Annual Report.

The expense recognised in the share-based payments reserve in respect to performance rights in the current reporting period is \$55,066, this includes:

- \$23,935 in relation to performance rights issued in the 2021 financial year to Non-Executive Director, Mr Greg Hancock and Company Secretary, Mr Sean Meakin. This expense is the recognition of the remaining value of

NOTES TO THE FINANCIAL STATEMENTS

these rights in the reporting period until 5 October 2025, being the date by which the vesting conditions attached to the applicable rights needed to have been satisfied. The vesting conditions were not satisfied and these rights lapsed. The performance condition attached to these rights was market based.

- \$27,436 in relation to performance rights issued in December 2024 to technical and marketing advisers of the Company. These rights, for which details are provided in the Company's 2025 annual report had vesting conditions which involved the attainment of share price targets by the 28th of November 2025. The vesting conditions were not satisfied and these rights lapsed.
- \$3,696 in relation to performance rights issued on 29th of December 2025 to employees and consultants of the Company. 42,000,000 performance rights were issued, this includes 15,000,000 rights issued to a nominee of Mr Benjamin Pollard, who has subsequently been appointed as the Chief Executive Officer of the Company.

Exercise of Performance Rights

In August 2025, the Company issued 4,000,000 fully paid ordinary shares upon the exercise of 4,000,000 Performance Rights. The Performance Rights, which vested in June 2023 were held by Non-Executive Director, Mr Greg Hancock

The value of these Performance Rights, measured at the date when the Rights were awarded, in February 2021 was \$440,000.

Accordingly, no funds were raised from the issue of these shares. An amount of \$440,000 has been transferred from the share-based payments reserve to Issued capital, as reflected in the Statement of Changes in Equity.

NOTES TO THE FINANCIAL STATEMENTS

5. CONTRIBUTED EQUITY

| | 31 December 2025 | | | 30 June 2025 | | |
|----------------------------------|----------------------|------------------|-------------------|--------------------|------------------|-------------------|
| | No. of shares | Issue price (\$) | \$ | No. of shares | Issue price (\$) | \$ |
| Start of period | 844,397,162 | - | 70,548,203 | 683,797,162 | - | 68,086,342 |
| Capital Raising | | | | | | |
| Issue of under Placement | 75,000,000 | \$0.008 | 600,000 | | | |
| Issue of under Placement | 147,058,823 | \$0.017 | 2,500,000 | 150,000,000 | \$0.01 | 1,500,000 |
| | 222,058,823 | | 3,100,000 | 150,000,000 | \$0.01 | 500,000 |
| Exercise of Performance Rights | 4,000,000 | \$0.11 | 440,000 | 4,600,000 | \$0.097 | 446,200 |
| Exercise of Performance Rights | - | - | - | 6,000,000 | \$0.11 | 660,000 |
| Cost of Shares Issued | - | - | (336,885) | - | - | (144,339) |
| Balance at the end of the period | 1,070,455,985 | - | 73,751,318 | 844,397,162 | - | 70,548,203 |

On 6 August 2025 the Company announced that it had raised \$600,000 for drilling at its Abercromby and Bullabulling Gold Projects, via a placement to Institutional, sophisticated and professional investors. Pursuant to the announcement, 75,000,000 shares were issued using the Company's available placement capacities under ASX listing rule 7.1 ad 7.1A.

On 3 December 2025 the Company announced that it had raised \$2.5M for drilling at its Abercromby and Bullabulling Gold Projects, via a placement to Institutional, sophisticated and professional investors. Pursuant to the announcement, 147,058,823 shares were issued using the Company's available placement capacities under ASX listing rule 7.1 ad 7.1A.

In relation to the current reporting period, Costs of Shares Issued includes the value of 10,000,000 Share Options issued the Lead Manager of the December 2025 placement, collectively valued at \$94,201. Disclosure on the value of these Options is provided at note 4.

Detail on the transactions which occurred in the comparative period above is provided in the Company's Annual Report for the year ended 30 June 2025 which was provided to the ASX on 25 September 2025.

NOTES TO THE FINANCIAL STATEMENTS

6. LOSS PER SHARE

The following reflects the net (loss) and share data used in the calculations of basic loss per share:

| | 31 December 2025 | 31 December 2024 |
|--|------------------|------------------|
| (a) Reconciliation of loss used in calculating loss per share | | |
| Net (loss) used in calculating basic loss per share | \$(414,089) | \$(477,262) |
| (b) Weighted average number of ordinary shares outstanding during the half-year | | |
| Weighted average number of ordinary shares used in calculating basic loss per share | 921,436,378 | 721,129,402 |
| Calculated Basic (Loss) per share (cents per share) | (0.045) | (0.07) |

The Company has 49,000,000 options outstanding at the end of the reporting period, these are not included in the calculation of diluted earnings per share because they are antidilutive for the period ended 31 December 2025. These options could potentially dilute earnings per share in the future.

The Company has 42,000,000 performance rights outstanding at the end of the reporting period, the vesting conditions attached to these rights have not been satisfied at reporting date. These rights could potentially dilute earnings per share in the future.

As described in the note that follows, after the end of the reporting period the Company issued 73,500,000 shares for a capital raising and 25,000,000 share options were exercised. These transactions would have changed significantly the number of ordinary shares outstanding at the end of the period if they had occurred during the period.

7. EVENTS OCCURRING AFTER THE REPORTING PERIOD

Appointment of Chief Executive Officer and issue of performance rights

On 3 February 2026 the Company announced the appointment of Mr Ben Pollard as Chief Executive Officer. Mr Pollard has been engaged as CEO pursuant to an agreement between BMG Resources Limited; Cadre Geology and Mining Pty Ltd, of which he controls; and himself personally. For Ben's service, Cadre Geology and Mining Pty Ltd is to be paid a fee of \$25,000 per month.

The announcement of Mr Pollard's appointment also set out the proposed issue of a total of 40,000,000 performance rights, across four tranches, with 10,000,000 rights in each tranche.

The vesting conditions attached to the rights in each tranche is set out below:

- **Tranche one:** At any time during the period from the date of grant of the Performance Rights to 31 December 2026, the VWAP of Shares traded on ASX over 10 consecutive trading days on which Shares have actually traded is A\$0.03 or more.
- **Tranche two:** At any time during the period from the date of grant of the Performance Rights to 31 December 2027, the Company's market capitalisation as measured by the VWAP of Shares traded on ASX over 10 consecutive trading days on which Shares have actually traded multiplied by the lowest total number of Shares on issue during that 10-trading day period, is \$50 million or more.

NOTES TO THE FINANCIAL STATEMENTS

- **Tranche three:** The Company reporting to ASX a mineral resource estimate in accordance with the JORC Code in at least the inferred category of no less than 1,000,000 ounces gold (AU) at a cut-off of 0.5 g/t Au before 31 December 2028.
- **Tranche four:** At any time during the period from the date of grant of the Performance Rights to 30 June 2027, the VWAP of Shares traded on ASX over 10 consecutive trading days on which Shares have actually traded is A\$0.04 or more.

Performance rights in tranches one and four were issued on 6 February 2026.

Shareholder approval was sought for the issue of the Tranche two and three rights, with shareholders approving the issue of these rights at the general meeting held on 12 March 2026. It is anticipated that the rights will be issued in March 2026.

Completion of Capital Raising

On 3 February 2026 the Company announced that it received firm commitments to raise \$2,500,000 via a placement of fully paid ordinary shares at \$0.021 per share.

73,500,000 ordinary shares were issued on 11 February 2026 to raise \$1,543,500 (before costs). At the shareholder meeting held on 12 March 2026 shareholders approved the issue of the remaining 45,547,619 ordinary shares (to raise \$956,500 before costs). It is anticipated that these shares will be issued on 23 March 2026, subject to the receipt of all funds for the issue of the shares.

Exercise of options

On 6 February 2026, 25,000,000 options were exercised. These options had an exercise price of \$0.02 (2 cents) and upon exercise, generated \$500,000 in additional working capital for the Company.

Director performance rights

On 10 February 2026 the Company advised the ASX of the proposed issue of a total of 54,000,000 performance rights to the directors of the Company.

There are three tranches of performance rights, as set out below.

- **Tranche one:** At any time during the period from the date of grant of the Performance Rights to 31 December 2026, the VWAP of Shares traded on ASX over 10 consecutive trading days on which Shares have actually traded is A\$0.03 or more.
- **Tranche two:** At any time during the period from the date of grant of the Performance Rights to 31 December 2027, the Company's market capitalisation as measured by the VWAP of Shares traded on ASX over 10 consecutive trading days on which Shares have actually traded multiplied by the lowest total number of Shares on issue during that 10-trading day period, is \$50 million or more.
- **Tranche three:** The Company reporting to ASX a mineral resource estimate in accordance with the JORC Code in at least the inferred category of no less than 1,000,000 ounces gold (AU) at a cut-off of 0.5 g/t Au before 31 December 2028.

NOTES TO THE FINANCIAL STATEMENTS

Shareholder approval was sought for the issue of these rights, with shareholders approving the issue of these rights at the shareholder meeting held on 12 March 2026. These rights are proposed to be issued in March 2026.

Non-Executive Chairman, Mr Prineas is to be issued a total of 24,000,000 rights, being 8,000,000 rights in each tranche.

Non-Executive Directors, Mr John Dawson and Mr Greg Hancock are each to be issued a total of 15,000,000 rights, being 5,000,000 rights in each tranche.

No matter or circumstance has arisen since 31 December 2025, which has significantly affected, or may significantly affect the operations of the Group, the result of those operations, or the state of affairs of the Group in subsequent reporting periods.

DIRECTORS' DECLARATION

In the opinion of the Directors of BMG Resources Limited ("the Company"):

1. The financial statements and notes set out on pages 16 to 28, are in accordance with the Corporations Act 2001, including:
 - (a) giving a true and fair view of the consolidated financial position as at 31 December 2025 and the performance for the half-year ended on that date; and
 - (b) complying with Australian Accounting Standard AASB 134 Interim Financial Reporting, the Corporations Regulations 2001 and other mandatory professional reporting requirements; and
2. There are reasonable grounds to believe that the Company will be able to pay its debts as and when they become due and payable.

Signed in accordance with a resolution of the Directors:

On behalf of the Board



John Prineas

Non-Executive Chairman

Dated at Perth, Western Australia, this 16th day of March 2026.

INDEPENDENT AUDITOR'S REVIEW REPORT

To the members of BMG Resources Limited

Report on the Half-Year Financial Report

Conclusion

We have reviewed the half-year financial report of BMG Resources Limited (the Company) and its subsidiaries (the Group), which comprises the consolidated statement of financial position as at 31 December 2025, the consolidated statement of profit or loss and other comprehensive income, the consolidated statement of changes in equity and the consolidated statement of cash flows for the half-year ended on that date, material accounting policy information and other explanatory information, and the directors' declaration.

Based on our review, which is not an audit, we have not become aware of any matter that makes us believe that the accompanying half-year financial report of the Group does not comply with the *Corporations Act 2001* including:

- i. Giving a true and fair view of the Group's financial position as at 31 December 2025 and of its financial performance for the half-year ended on that date; and
- ii. Complying with Accounting Standard AASB 134 *Interim Financial Reporting and the Corporations Regulations 2001*.

Basis for conclusion

We conducted our review in accordance with ASRE 2410 *Review of a Financial Report Performed by the Independent Auditor of the Entity*. Our responsibilities are further described in the *Auditor's Responsibilities for the Review of the Financial Report* section of our report. We are independent of the Company in accordance with the auditor independence requirements of the *Corporations Act 2001* and the ethical requirements of the Accounting Professional and Ethical Standards Board's APES 110 *Code of Ethics for Professional Accountants (including Independence Standards)* (the Code) that are relevant to the audit of the annual financial report in Australia. We have also fulfilled our other ethical responsibilities in accordance with the Code.

We confirm that the independence declaration required by the *Corporations Act 2001* which has been given to the directors of the Company, would be the same terms if given to the directors as at the time of this auditor's review report.

Responsibility of the directors for the financial report

The directors of the company are responsible for the preparation of the half-year financial report that gives a true and fair view in accordance with Australian Accounting Standards and the *Corporations Act 2001* and for such internal control as the directors determine is necessary to enable the preparation of the half-year financial report that is true and fair and is free from material misstatement, whether due to fraud or error.



Auditor's responsibility for the review of the financial report

Our responsibility is to express a conclusion on the half-year financial report based on our review. ASRE 2410 requires us to conclude whether we have become aware of any matter that makes us believe that the half-year financial report is not in accordance with the Corporations Act 2001 including giving a true and fair view of the Group's financial position as at 31 December 2025 and its performance for the half-year ended on that date, and complying with Accounting Standard AASB 134 *Interim Financial Reporting and the Corporations Regulations 2001*.

A review of a half-year financial report consists of making enquiries, primarily of persons responsible for financial and accounting matters, and applying analytical and other review procedures. A review is substantially less in scope than an audit conducted in accordance with Australian Auditing Standards and consequently does not enable us to obtain assurance that we would become aware of all significant matters that might be identified in an audit. Accordingly, we do not express an audit opinion.

BDO Audit Pty Ltd

A handwritten signature in black ink, appearing to read 'Ashleigh Woodley'. The signature is written in a cursive style and is positioned below the printed name.

Ashleigh Woodley

Director

Perth, 16 March 2026