



ACN 650 477 286

**Half Year Financial Report  
31 December 2025**

# Half Year Financial Report

## 31 December 2025

### CONTENTS

Corporate Directory	3
Directors' Report	4
Auditor's Independence Declaration	17
Consolidated Statement of Profit or Loss and Other Comprehensive Income	18
Consolidated Statement of Financial Position	19
Consolidated Statement of Changes in Equity	20
Consolidated Statement of Cash Flows	21
Notes to the Consolidated Financial Statements	22
Directors' Declaration	35
Independent Auditor's Review Report	36

#### General information

Aurum Resources Limited is a listed public company limited by shares, incorporated and domiciled in Australia. Its registered office and principal place of business are:

#### Registered office and Principal place of business

Unit 1/1, Centro Avenue,  
Subiaco, WA, 6008  
Australia.

## CORPORATE DIRECTORY

### Board of Directors

Mr Troy Flannery	Non-Executive Director
Dr Caigen Wang	Managing Director
Mr Mark Strizek	Executive Director
Mr Steve Zaninovich	Non-Executive Director
Mr Richard Simpson	Non-Executive Chair (Appointed on 2 February 2026)

### Secretary

Mr Mauro Piccini

### Registered Office

Unit 1, 1 Centro Avenue  
Subiaco WA 6008

Telephone: 08 6559 1792

### Auditors

RSM Australia Partners  
Level 32, 2 The Esplanade  
Perth WA 6000

### Solicitors

Allion Partners  
200 St Georges Terrace  
Perth WA 6000

### Bankers

Westpac Banking Corporation  
Level 4, Brookfield Place, Tower Two  
123 St Georges Terrace  
Perth WA 6000

### Share Registry

Automic Share Registry  
Level 5, 191 St Georges Terrace  
Perth WA 6000

Telephone: 1300 288 664

### Stock Exchange Listing

Aurum Resources Limited share are listed on the Australian Securities Exchange (ASX code: AUE)

### Website

<https://www.aurumres.com.au>

### Corporate Governance Statement

<https://www.aurumres.com.au/corporate-governance>

## DIRECTORS' REPORT

The Directors of Aurum Resources Limited ("Aurum" or "the Company") present their report, together with the financial statements of the Company and its controlled entity ("consolidated entity") for the half-year ended 31 December 2025.

It is recommended that the Directors' Report be read in conjunction with the annual financial statements for the year ended 30 June 2025 and considered together with any public announcement made by the Company during the Period and up to the date of this report.

### DIRECTORS

The names of the Company's Directors who held office during the Period and until the date of this report are set out below. Directors were in office for this entire Period unless otherwise stated.

Director	Position
Mr Troy Flannery	Non-Executive Director
Dr Caigen Wang	Managing Director
Mr Mark Strizek	Executive Director
Mr Steve Zaninovich	Non-Executive Director
Mr Richard Simpson	Non-Executive Chair (Appointed on 2 February 2026)

### PRINCIPAL ACTIVITIES

The principal activities of the Company during the period were the progression of exploration activities at the Boundiali Project.

### REVIEW OF OPERATIONS

#### OVERVIEW

Aurum Resources Limited (Aurum or the Company) is an ASX-listed gold exploration and development company focused on building a significant multi-asset gold business in Côte d'Ivoire, West Africa. The Company holds two cornerstone gold projects in the highly prospective Birimian Greenstone Belt: the Boundiali Gold Project (Boundiali) and the Napié Gold Project (Napié).

The half-year ended 31 December 2025 was a period of material exploration and corporate progress. Aurum delivered two Mineral Resource Estimate (MRE) upgrades at Boundiali, commenced a maiden 30,000-metre diamond drilling campaign at Napié, secured a A\$35.6 million strategic placement, expanded its Côte d'Ivoire land position, and advanced a Pre-Feasibility Study (PFS) for the Boundiali Gold Project. Total diamond drilling across both projects reached 126,816 metres for calendar year 2025. The Company closed the period with A\$40.2 million cash, well-funded to execute its accelerating exploration and development strategy.

### CORPORATE ACTIVITY

#### Strategic Placement — Montage Gold Corp

On 15 July 2025, Aurum completed settlement of its A\$35.6 million strategic placement announced in May 2025. The placement comprised two components:

- A\$23.9 million in cash consideration (67,112,479 AUE shares at A\$0.356 per share); and
- 2,887,496 shares in TSX-listed Montage Gold Corp (TSX: MAU), valued at approximately A\$11.7 million (32,887,521 AUE shares at A\$0.356 per share) based on the five-day VWAP to 2 May 2025.

In aggregate, 100 million AUE shares were issued at A\$0.356 per share. The Montage shareholding was subsequently sold during the December 2025 quarter for approximately A\$23 million, further strengthening the Company's cash position.

#### Landholding Expansion — Major Star Plus Sarl

On 1 September 2025, Aurum announced an agreement with local Ivorian company Major Star Plus Sarl (MSP). Under the agreement, Aurum acquired a 35% equity stake in MSP and the right to earn up to 87% interest in three new exploration permits in application located adjacent to both the Boundiali and Napié project areas. This acquisition expands Aurum's strategic footprint in northern Côte d'Ivoire and provides additional drill-ready ground proximal to existing resources.

## DIRECTORS' REPORT

### ASX All Ordinaries Index Inclusion

Effective 22 September 2025, Aurum was included in the ASX All Ordinaries Index, reflecting the Company's growing market capitalisation and increased liquidity among Australia's top 500 ASX-listed companies.

### Mining Exploitation Licences

During the December 2025 quarter, Aurum lodged two applications for mining exploitation licences at Boundiali, advancing the regulatory pathway toward potential future mine development.

### Financial Position

Aurum closed the half-year with an unaudited cash balance of A\$40.2 million (31 December 2025), following settlement of the strategic placement, ongoing exploration expenditure, and proceeds from the sale of the Montage Gold shareholding. The Company is fully funded to execute its planned 2026 exploration and development programs.

## BOUNDIALI GOLD PROJECT

### Project Background

The Boundiali Gold Project is located in northern Côte d'Ivoire, within the Birimian Greenstone Belt. The project comprises four tenements (BD, BM, BST and Boundiali North) hosting six defined JORC deposits: BDT1, BDT2 and BDT3 (BD tenement), BMT1 and BMT3 (BM tenement), and BST1 (BST tenement). All drilling at Boundiali is carried out using Aurum's company-owned diamond drill fleet, delivering costs of approximately US\$45 per metre against an industry average of approximately US\$220 per metre.

### Drilling Activity

A 100,000-metre diamond drilling campaign was executed at Boundiali throughout the period, with between 8 and 12 company-owned rigs active on a day-and-night basis across multiple deposits simultaneously. Two additional rigs were mobilised during the September 2025 quarter, expanding the fleet to 12 rigs and allowing the program to target more than 130,000 metres for calendar year 2025. Total diamond drilling completed at Boundiali in CY2025 contributed to a combined group total of 126,816 metres across both projects.

The program was designed to: (i) upgrade Mineral Resource confidence from Inferred to Indicated category; (ii) extend known mineralisation along strike and at depth; and (iii) test new prospects identified from soil geochemistry and geological mapping. Selected significant intercepts released to the ASX during the period include:

- 1.43m @ 234.35 g/t Au from 107m (BMT3) — announced 25 July 2025
- 4.2m @ 80.64 g/t Au from 107m (BMT3) — announced 25 July 2025
- 1m @ 152.35 g/t Au from 96m (BMT3) — announced 29 September 2025
- 0.80m @ 350 g/t Au from 277m (BMT3) — project-best intercept, announced 27 October 2025
- 1m @ 274.89 g/t Au from 380m (BMT3) — announced 27 October 2025, confirming high-grade shoot continuity at depth
- 18m @ 3.93 g/t Au from 198m inc. 5m @ 11.07 g/t Au (BDT2) — announced 7 November 2025
- 28m @ 1.54 g/t Au from 82m inc. 4m @ 7.51 g/t Au (BDT2) — announced 7 November 2025
- BDT3 mineralisation extended more than 600m north of the current resource boundary — announced December 2025
- BST1 130-metre vertical depth extension confirmed — announced December 2025

Gold mineralisation at all deposits remains open along strike and at depth. Numerous additional prospects across the Boundiali tenure remain untested.

### Mineral Resource Estimates

Two Mineral Resource Estimate (MRE) updates were completed during the half-year period, both independently verified by SLR Consulting (Perth) in accordance with the 2012 JORC Code.

#### First MRE Update — 5 August 2025

Aurum released a major updated MRE on 5 August 2025, representing an approximate 50% increase (+820 koz) on the December 2024 maiden MRE of 1.59 Moz. Indicated Resources increased by 362% from 130 koz to 600 koz. Total Boundiali resources increased to 2.41 Moz, lifting the group resource (including Napié) to 3.28 Moz.

## DIRECTORS' REPORT

### Second MRE Update — 6 October 2025

Following two months of intensive BMT3 infill drilling, Aurum released a further updated MRE on 6 October 2025. This update specifically addressed confidence conversion at BMT3, delivering a 53% increase in Indicated Resources from 600 koz to 920 koz (+320 koz Indicated). Total Boundiali resources remained at 2.41 Moz. **Pre-Feasibility Study**

An open-pit Pre-Feasibility Study (PFS) for the Boundiali Gold Project was advanced throughout the period, based on a centralised CIP/CIL processing facility at Boundiali designed to treat ore from multiple deposits. The PFS is being completed by independent consultants and was on track for delivery in April CY2026, incorporating results from the ongoing infill drilling campaign and MRE updates.

### NAPIÉ GOLD PROJECT

#### Project Background

The Napié Gold Project is located in north-central Côte d'Ivoire, approximately 95 kilometres southeast of the Boundiali project area and 30 kilometres southeast of Korhogo. Aurum holds a 90% interest in the project, acquired through the completed takeover of Mako Gold Limited in March 2025. The project covers 224 km<sup>2</sup> along 30 kilometres of strike on the highly prospective Napié Shear Zone. Only approximately 13% of the shear has been systematically explored to date.

At the commencement of the period the project's JORC 2012 MRE stood at 22.5 Mt at 1.20 g/t Au for 868 koz, comprising the Tchaga deposit (540 koz at 1.16 g/t Au) and the Gogbala deposit (328 koz at 1.25 g/t Au). Metallurgical test work has demonstrated average gold recoveries in excess of 94%. Gold mineralisation is hosted in en-echelon quartz veins within silicified and sericite-altered Birimian volcano sedimentary rocks.

#### Maiden Drilling Campaign

On 27 June 2025 (announced to the ASX), Aurum commenced a maiden 30,000-metre diamond drilling campaign at Napié using two company-owned rigs — the first systematic diamond drilling program at the project under Aurum's management. The program was designed to expand the existing 0.87 Moz resource at both the Tchaga and Gogbala deposits, with an updated MRE targeted for Q1 CY2026.

Two rigs completed 17,905 metres of diamond drilling at Napié in CY2025, with drilling ongoing at period end. Significant intercepts released to the ASX during the half-year period include:

#### Tchaga Deposit

- 17m @ 9.38 g/t Au from 236m, inc. 4m @ 11.82 g/t Au from 362m and 1m @ 46.16 g/t Au (NADD053) — extending mineralisation to 340m depth, announced 10 September 2025
- 18.9m @ 2.59 g/t Au from 176.1m, inc. 5.9m @ 7.33 g/t Au — announced December 2025
- Multiple intercepts confirming mineralisation over 2,300m of strike and to over 400m vertical depth, well below the limits of the existing MRE

#### Gogbala Deposit

- 19m @ 5.16 g/t Au from 146m, inc. 14m @ 6.76 g/t Au — announced December 2025
- 21m @ 2.01 g/t Au from 157m, inc. 10m @ 3.87 g/t Au — announced December 2025
- 6m @ 4.17 g/t Au from 42m, inc. 1m @ 19.92 g/t Au — announced December 2025

Results at both deposits consistently demonstrate broad, shallow, open-pittable mineralisation with high-grade shoots extending at depth. The drilling involved a total of 26 holes for 8,021 metres across the Tchaga and Gogbala deposits in the final reporting window of the period. Mineralisation remains open along strike and at depth. An updated MRE incorporating the completed portion of the full 30,000-metre programs is on track for delivery in Q1 CY2026.

## DIRECTORS' REPORT

### SUMMARY OF ASX ANNOUNCEMENTS — 1 JULY TO 31 DECEMBER 2025

The following table summarises key ASX announcements released by Aurum Resources during the half-year period.

Date	ASX Announcement	Key Content
15 Jul 2025	Placement Completed	Settlement of A\$35.6M strategic placement to Montage Gold Corp (TSX:MAU): A\$23.9M cash + 2,887,496 Montage shares. 100 million AUE shares issued at A\$0.356 per share.
25 Jul 2025	Boundiali BM Drilling	High-grade results at BMT3: 1.43m @ 234.35 g/t Au from 107m and 4.2m @ 80.64 g/t Au. First of multiple drill result releases in the period.
29 Jul 2025	BD & BST Drill Results	Encouraging infill results from BD and BST tenements confirming shallow, open-pittable gold mineralisation.
05 Aug 2025	MRE Update – 2.41Moz	Boundiali resource grows ~50% (+820koz) to 2.41Moz. Indicated Resources up 362% to 600koz. Two MRE updates completed since January 2025. PFS on track.
01 Sep 2025	Project Footprint Expansion	Agreement with Major Star Plus Sarl (MSP): 35% equity stake and right to earn up to 87% in three new exploration permits adjacent to Boundiali and Napié.
10 Sep 2025	Napié First Drill Results	Maiden diamond drill results at Tchaga (30,000m program). Highlight: 17m @ 9.38 g/t Au from 236m (NADD053), extending mineralisation to 340m depth.
22 Sep 2025	ASX All Ordinaries	Inclusion in ASX All Ordinaries Index effective 22 September 2025.
29 Sep 2025	Boundiali Drill Results	1m @ 152.35 g/t Au from 96m at BMT3; drill fleet expanded to 12 company-owned rigs. Program targeting >130,000m in CY2025.
06 Oct 2025	Indicated MRE +53%	Boundiali Indicated Resources grow 53% to 920koz following BMT3 infill update. Total Boundiali resources remain 2.41Moz. Group resources 3.28Moz.
27 Oct 2025	BMT3 High-Grade Hits	Project-best intercept: 0.80m @ 350 g/t Au from 277m (BMT3). Additional hits: 1m @ 274.89 g/t Au from 380m. Mineralisation open at depth.
30 Oct 2025	September Quarterly	Quarterly activities report. Cash and Montage shares: A\$45.2M. Two MRE upgrades during quarter. Boundiali drilling at 8–10 rigs.
07 Nov 2025	Boundiali BDT2 Results	High-grade infill results at BDT2: 18m @ 3.93 g/t Au from 198m inc. 5m @ 11.07 g/t Au; 28m @ 1.54 g/t Au from 82m. Cash A\$45M.
Dec 2025	Napié Tchaga Drilling	18 holes / 5,479m at Tchaga confirm broad open-pittable mineralisation over 2,300m strike and to >400m depth, outside current MRE. High-grade core identified.
Dec 2025	Boundiali Extensional Drilling	BDT3 mineralisation extended >600m north of current resource boundary. BST1 130m vertical depth extension confirmed.
31 Dec 2025	December Quarterly	Total CY2025 drilling: 126,816m across both projects. Cash A\$40.2M following sale of Montage shareholding (~A\$23M). Two mining exploitation licence applications lodged.

#### NOTE — SUBSEQUENT EVENTS

##### Boundiali Gold Project — Mineral Resource Estimate Update

On 23 February 2026, subsequent to the half-year reporting period ended 31 December 2025, Aurum Resources Limited released an updated JORC 2012-compliant Mineral Resource Estimate (MRE) for the Boundiali Gold Project. The updated MRE was independently carried out by SLR Consulting Pty Ltd (Perth, Western Australia) and was released to the ASX on that date.

## DIRECTORS' REPORT

### Updated Mineral Resource Estimate

The updated MRE incorporated results from extensive infill and extensional diamond drilling across the BST1, BDT2, BDT3 and BMT3 deposits, conducted in the second half of calendar year 2025. No changes were made to the estimates at BDT1 and BMT1 in this update.

Total Boundiali Mineral Resources increased by 26% to 3.03 Moz (99.7 Mt at 1.0 g/t Au), compared to 2.41 Moz at 30 September 2025. The most significant outcome was a 49% increase in Indicated Resources (+450 koz), from 920 koz to 1.37 Moz, representing a material de-risking step ahead of the Boundiali Pre-Feasibility Study.

On a group basis, inclusive of the Napié Gold Project (0.87 Moz, unchanged), total group resources following the update stood at 3.90 Moz.

### Group Mineral Resources

**Table 1:** Group Mineral Resources Statement for contained gold at 31 January 2026 (figures may not add up due to appropriate rounding)

Mineral Resources			Indicated			Inferred			Total Resources		
Project	Type	Cut-off	Tonnes (Mt)	Gold grade (g/t)	Gold (Moz)	Tonnes (Mt)	Gold grade (g/t)	Gold (Moz)	Tonnes (Mt)	Gold grade (g/t)	Gold (Moz)
Boundiali	Oxide	0.4 g/t Au above 300m depth and 1.0 g/t below 300m depth	2.7	1.0	0.08	2.4	0.8	0.06	5.1	0.9	0.15
	Transition		2.7	1.0	0.09	2.5	0.8	0.07	5.2	0.9	0.15
	Fresh		35.4	1.1	1.20	53.9	0.9	1.53	89.3	1.0	2.73
	<b>Total</b>		<b>40.8</b>	<b>1.0</b>	<b>1.37</b>	<b>58.8</b>	<b>0.9</b>	<b>1.66</b>	<b>99.7</b>	<b>1.0</b>	<b>3.03</b>
Napié	Oxide	0.6 g/t Au	-	-	-	2.4	1.2	0.09	2.4	1.2	0.09
	Transition		-	-	-	1.9	1.1	0.07	1.9	1.1	0.07
	Fresh		-	-	-	18.3	1.2	0.71	18.3	1.2	0.71
	<b>Total</b>		<b>-</b>	<b>-</b>	<b>-</b>	<b>22.5</b>	<b>1.2</b>	<b>0.87</b>	<b>22.5</b>	<b>1.2</b>	<b>0.87</b>
<b>Total</b>			<b>40.8</b>	<b>1.0</b>	<b>1.37</b>	<b>81.3</b>	<b>1.0</b>	<b>2.53</b>	<b>122</b>	<b>1.0</b>	<b>3.90</b>

### FORWARD-LOOKING STATEMENTS

This ASX release contains forward-looking statements about Aurum Resources Limited's exploration activities, drilling programs, and potential Mineral Resource Estimate at the Boundiali and Napié Gold Projects. These statements are based on current expectations and are subject to risks and uncertainties inherent in mineral exploration and mining. Factors that could cause actual results to differ materially include exploration risks, drilling results, resource estimation, gold prices, operational risks, regulatory changes, and broader economic conditions. Investors should not place undue reliance on these forward-looking statements.

### COMPETENT PERSON'S STATEMENT

The information in this release that relates to Exploration Targets and Exploration Results is based on information compiled by Mr Mark Strizek, a Competent Person who is a Member of The Australasian Institute of Mining and Metallurgy. Mr Strizek was a non-executive Director of the Company from 1 February 2024 and joined as an executive Director on 1 June 2024. Mr Strizek has sufficient experience that is relevant to the style of mineralisation and type of deposit under consideration and to the activity being undertaken to qualify as a Competent Person as defined in the 2012 edition of the "Australasian Code for Reporting of Exploration Results, Mineral Resources and Ore Reserves". Mr Strizek consents to the inclusion in the announcement of the matters based on his information in the form and context in which it appears. Additionally, Mr Strizek confirms that the entity is not aware of any new information or data that materially affects the information contained in the ASX releases referred to in this presentation.

## DIRECTORS' REPORT

### COMPLIANCE STATEMENT

The information in this presentation that relates to Boundiali Mineral Resources is extracted from the announcement "Boundiali Resource Grows to 3Moz - Indicated Up 49% (ASX:AUE)" released to the Australian Securities Exchange on 23 February 2026 and available to view on [www.asx.com.au](http://www.asx.com.au). The Company confirms that it is not aware of any new information or data that materially affects the information included in the original market announcement and, in the case of estimates of Mineral Resources, that all material assumptions and technical parameters underpinning the estimates in the relevant market announcement continue to apply and have not materially changed. The Company confirms that the form and context in which the Competent Person's findings are presented have not been materially modified from the original market announcement.

The information in this report that relates to Napié Mineral Resources is extracted from the announcement "Napié Project Listing Rule 5.6 disclosure" released to the Australian Securities Exchange on 4 February 2025 and available to view on [www.asx.com.au](http://www.asx.com.au). The Company confirms that it is not aware of any new information or data that materially affects the information included in the original market announcement and, in the case of estimates of Mineral Resources, that all material assumptions and technical parameters underpinning the estimates in the relevant market announcement continue to apply and have not materially changed. The Company confirms that the form and context in which the Competent Person's findings are presented have not been materially modified from the original market announcement.

No new exploration results are being reported. This report contains information extracted from ASX market announcements reported in accordance with the 2012 edition of the "Australasian Code for Reporting of Exploration Results, Mineral Resources and Ore Reserves" ("2012 JORC Code") and available for viewing at [www.asx.com.au](http://www.asx.com.au) and includes results reported previously and published on ASX platform:

23 Feb 2026, Boundiali Resource Grows to 3Moz - Indicated Up 49% (ASX:AUE)  
16 Feb 2026, Boundiali extends strike and depth at BDT3 and BST1 (ASX:AUE)  
5 Feb 2026, High-Grade Extensions at BD Deposits for Resource Growth (ASX:AUE)  
29 Jan 2026, Quarterly Activities/Appendix 5B Cash Flow Report (ASX:AUE)  
28 Jan 2026, Further high-grade intercepts at BMT3 in Boundiali (ASX:AUE)  
16 Jan 2026, Aurum appoints Mr. Richard Simpson Chairman of the Company (ASX:AUE)  
15 Jan 2026, Boundiali Gold Project produces more good drilling results (ASX:AUE)  
7 Jan 2026, Aurum advances Boundiali development with 3 ML Applications (ASX:AUE)  
19 Dec 2025, More high grade gold intercepts at BMT3 in Boundiali (ASX:AUE)  
11 Dec 2025, Drilling at Napié Extends Gold Mineralisation to 400m Depth (ASX:AUE)  
28 Nov 2025, Aurum completes \$22.98M Montage share sale (ASX:AUE)  
18 Nov 2025, Aurum hits 3.10m @ 70.78 g/t gold from 112.90m at Boundiali (ASX:AUE)  
07 Nov 2025, Aurum hits 5m @ 11.07 g/t gold from outside BDT2 resources (ASX:AUE)  
06 Nov 2025, Addendum to the 2025 Annual Report (ASX:AUE)  
30 Oct 2025, Quarterly Activities/Appendix 5B Cash Flow Report (ASX:AUE)  
27 Oct 2025, Aurum hits 0.8m @ 350 g/t gold at Boundiali Gold Project (ASX:AUE)  
06 Oct 2025, Boundiali indicated gold resources grows by 53% in two month (ASX:AUE)  
29 Sep 2025, Aurum hits 1m @ 152.35 g/t gold from 96m at Boundiali (ASX:AUE)  
10 Sep 2025, Aurum hits 17m @ 9.38 g/t gold from 236m at Napié (ASX:AUE)  
01 Sep 2025, Aurum expands footprint of Boundiali and Napié Gold Projects (ASX:AUE)  
05 Aug 2025, Boundiali Gold Project Resource grows ~50% to 2.41Moz (ASX:AUE)  
29 Jul 2025, Encouraging Drilling Results at BD & BST (ASX:AUE)  
25 Jul 2025, Aurum hits 1.43m at 234.35 g/t gold from 107m at BMT3 (ASX:AUE)  
23 Jul 2025, Quarterly Activities/Appendix 5B Cash Flow Report (ASX:AUE)  
15 Jul 2025, 100 million share placement to strategic investors completed (ASX:AUE)  
27 Jun 2025, Aurum commenced 30,000m diamond drilling at Napié (ASX:AUE)  
17 Jun 2025, AUE hits 66m @ 1.07g/t gold from 33m @ Boundiali BD tenement (ASX:AUE)  
27 May 25, AUE expands Boundiali Gold Project exploration ground (ASX:AUE)  
21 May 25, AUE hits 34m @ 2.32g/t gold from 56m @ Boundiali BD tenement (ASX:AUE)  
13 May 25, Assay Results at Boundiali BM Tenement (Amended) (ASX:AUE)  
13 May 25, Aurum hits 73.10 g/t gold at Boundiali BM tenement (ASX:AUE)  
07 May 2025, Aurum to raise \$35.6 million from strategic investment (ASX:AUE)  
16 Apr 2025, AUE hits 89m @ 2.42 g/t gold at 1.59Moz Boundiali Project (ASX:AUE)  
08 Apr 2025, AUE to start diamond drilling at Boundiali South tenement (ASX:AUE)  
31 Mar 2025, AUE to commence environmental study - Boundiali Gold Project (ASX:AUE)  
27 Mar 2025, Aurum hits 83m@4.87 g/t Au at 1.59Moz Boundiali Project (ASX:AUE)  
19 Mar 2025, Hits 4m at 54.64 g/t Au outside 1.59Moz Boundiali MRE area (ASX:AUE)

## DIRECTORS' REPORT

14 Mar 2025, Half Yearly Report and Accounts (ASX:AUE)  
7 Mar 25, Investor Presentation March 2025 (ASX:AUE)  
6 Mar 25, AUE Completes Acquisition of Mako Gold Limited (ASX:AUE)  
27 Feb 25, 12m at 22.02g/t from 145m outside 1.59Moz Boundiali MRE area (ASX:AUE)  
21 Feb 2025, 8m at 8.23g/t from 65m outside 1.59Moz Boundiali MRE area (ASX:AUE)  
4 Feb 2025, Napié Project Listing Rule 5.6 Disclosure (Amended) (ASX:AUE)  
3 Feb 2025, Mako Takeover Offer Closes (ASX:AUE)  
31 Jan 2025, Drill Collar Table Addendum (ASX:AUE)  
31 Jan 2025, Change in substantial holding for MKG (ASX:AUE)  
31 Jan 2025, Quarterly Activities/Appendix 5B Cash Flow Report (ASX:AUE)  
30 Jan 2025, Aurum hits 150 g/t gold at Boundiali, Côte d'Ivoire (ASX:AUE)  
29 Jan 2025, MKG - Suspension of Trading and Delisting From ASX (ASX:AUE)  
24 Jan 2025, Compulsory Acquisition Notice Mako Takeover (ASX:AUE)  
24 Jan 2025, Non-Binding MoU with SANY Heavy Equipment Co (ASX:AUE)  
23 Jan 2025, Change in substantial holding for MKG (ASX:AUE)  
9 Jan 2025, Best and Final offer for Mako Gold Limited (ASX:AUE)  
31 Dec 2024, Boundiali Project Maiden Resource delivers 1.6 Moz (amended) (ASX:AUE)  
30 Dec 2024, Boundiali Gold Project Maiden Resource delivers 1.6 Moz (ASX:AUE)  
24 Dec 2024, Change in substantial holding for MKG (ASX:AUE)  
23 Dec 2024, AUE achieves in excess of 95% gold recoveries from Boundiali (ASX:AUE)  
18 Dec 2024, Aurum hits 277 g/t gold at Boundiali BM Target 3  
13 Dec 2024, Change of Directors and Addition of Joint Company Secretary (ASX:AUE & ASX:MKG)  
6 Dec 2024, AUE receives firm commitments for A\$10 million placement (ASX:AUE)  
29 Nov 2024, Aurum earns 80% interest in Boundiali BM tenement (ASX:AUE)  
28 Nov 2024, AUE appoints Mr. Steve Zaninovich as Non-Executive Director (ASX:AUE)  
22 Nov 2024, AUE Declares Takeover Offer for all MKG Shares Unconditional (ASX:AUE)  
15 Nov 2024, Supplementary Bidders Statement (ASX:AUE)  
11 Nov 2024, Aurum hits 36 g/t gold at BM T1 of 2.5km strike (ASX:AUE)  
30 Oct 2024, Bidders Statement (ASX:AUE)  
16 Oct 2024, Recommended Takeover of Mako Gold By Aurum Resources (ASX:AUE)  
09 Sep 2024, Aurum earns 51% interest in Boundiali BM tenement (ASX:AUE)  
05 Sep 2024, AUE hits 40m at 1.03 g/t gold at Boundiali BD Target 1 (ASX:AUE)  
03 Sep 2024, Boundiali South Exploration Licence Renewed (ASX:AUE)  
07 Aug 2024, Aurum to advance met studies for Boundiali Gold Project (ASX:AUE)  
22 July 2024, Prelim metallurgical tests deliver up to 99% gold recovery (ASX:AUE)  
17 June 2024, Aurum hits 69m at 1.05 g/t gold at Boundiali BD Target 1 (ASX:AUE)  
28 May 2024, AUE hits 163 g/t gold in 12m @ 14.56 g/t gold at BD Target 1 (ASX:AUE)  
24 May 2024, Aurum hits 74m @ 1.0 g/t gold at Boundiali BD Target 2 (ASX:AUE)  
15 May 2024, Aurum expands Boundiali Gold Project footprint (ASX:AUE)  
10 May 2024, AUE hits 90m @ 1.16 g/t gold at Boundiali BD Target 1 (ASX:AUE)  
01 May 2024, Aurum Appoints Country Manager in Côte d'Ivoire (ASX:AUE)  
23 April 2024, AUE drilling hits up to 45 g/t gold at Boundiali BD Target 2 (ASX:AUE)  
19 March 2024, AUE signs binding term sheet for 100% of Boundiali South (ASX:AUE)  
12 March 2024, AUE hits 73m at 2.15g/t Inc. 1m at 72g/t gold at Boundiali (ASX:AUE)  
01 March 2024, Aurum hits 4m at 22 g/t gold in Boundiali diamond drilling (ASX:AUE)  
22 January 2024, Aurum hits shallow, wide gold intercepts at Boundiali, Côte d'Ivoire (ASX: AUE)  
21 December 2023, Rapid Drilling at Boundiali Gold Project (ASX:AUE)  
21 November 2023, AUE Acquisition Presentation (ASX:AUE)  
21 June 2021, Notice of General Meeting/Proxy Form (MSR.ASX)  
21 May 2021, PlusOr to Acquire 6194 sq kms Ground Position in Côte d'Ivoire (MSR.ASX)  
22 August 2019, Boundiali RC Drill Results Continue to Impress (PDI.ASX)  
15 July 2019, RC, Trench Results Grow Boundiali Potential In Côte D'Ivoire (PDI.ASX)  
27 May 2019, New Drill Results Strengthen Boundiali Project Côte D'Ivoire (PDI.ASX)  
16 January 2019, PDI-Toro JV Sharpens Focus with Major Drilling Program (PDI.ASX)  
26 November 2018, Boundiali North - Large Coherent Gold Anomalies in 14km Zone (PDI.ASX)

**The Company confirms that it is not aware of any new information or data that materially affects the information included in the previous announcements.**

## DIRECTORS' REPORT

### About Aurum

Aurum Resources (ASX:AUE) is an Australian based gold exploration company focused on discovery and development of major gold projects in Côte d'Ivoire, West Africa. Aurum has 3.90Moz gold resources coming from two gold projects, the 3.03 Moz Boundiali Gold Project and the 0.87Moz Napié Gold Project. Aurum owns and runs 12 diamond drill rigs allowing it to explore faster and more cost effectively than its peers.

### Boundiali Project. (Côte d'Ivoire)

The flagship 3.03Moz Boundiali Gold Project is comprised of seven neighbouring exploration tenements and is located within the same greenstone belt as Resolute's large Syama (11.5Moz) gold mine and Perseus' Sissingué (1.4 Moz) gold mine to the north and Montage Gold's 6Moz Koné project located to the south. Atlantic Group's Tongon mine (5.0Moz) is located to the northeast.

### BM gold project JV 80% interest - PR0893 ("BM"), 400km<sup>2</sup>

- Can earn 80-88% interest in future gold production company (Government gets 10% free carry from local partner):
  - 80% if local partner contributes 11% capex
  - 85% if local partner does not contribute capex – they go to 5% free carry
  - 88% if local partner sells us 3% of their interest they go to 2% free carry

### BD gold project JV 80% interest - PR808 ("BD"), 260km<sup>2</sup>

- Can earn 80-88% interest in future gold production company (Government gets 10% free carry from local partner):
  - 80% if local partner contributes 11% capex
  - 85% if local partner does not contribute capex – they go to 5% free carry
  - 88% if local partner sells us 3% of their interest they go to 2% free carry

### BST gold project 100% interest – Application No. 0781 ("BST") 100%, 167.34km<sup>2</sup>

- *Application for mining exploitation licence was lodged with the Ministry of Mines, Petroleum and Energy in March 2025.*
- 90% interest in future gold production company (Government get 10% free carry from Aurum interest)

### BN gold project JV - PR283 ("BN"), 208.87km<sup>2</sup>

Aurum is earning interest through carrying out exploration to earn 70% interest in three stages:

- Stage 1: Aurum earns 35% interest by spending USD 1.2 million within 36 months of license grant
- Stage 2: Aurum earns 51% interest by spending USD 2.5 million within 60 months of license grant
- Stage 3: Aurum earns 70% interest upon completion of a pre-feasibility study on the tenement.
- Diamond drilling conducted by Aurum will be valued at US\$140 per meter for expenditure calculations
- Upon grant of a mining exploitation license, the ownership structure will be: Aurum (70%), GNRR (20%), Ivorian Government (10%)

### Encore JV Project

- Applications (No. 1740 and No. 1745) totalling nearly 320km<sup>2</sup> are strategically located between Aurum's existing **BD** and **BST** tenements and south of **BM**, offering growth potential for its 1.6Moz Boundiali Gold Project.
- Staged earn-in agreement aligns expenditure with milestones for each permit area:
  - Path to 51% interest: 4,000m diamond drilling.
  - Path to 80% interest: Additional 8,000m diamond drilling (total 12,000m) OR US\$2.5 million nominal expenditure.

## DIRECTORS' REPORT

### Major Star Plus Partnership Projects

- Applications (No. 0791), 114.53km<sup>2</sup>, is strategically located on the immediate south and west of **BST** tenement, offering growth potential for its 2.41Moz Boundiali Gold Project.
- Applications (No. 0793), 99.12km<sup>2</sup>, are structurally located on the immediate west of the Napié gold project, offering growth potential for its 0.87Moz Napié Project.
- 35% project interest from the Company's ownership of 35% registered share capital of Major Star Plus Sarl.
  - Path to 51% interest in an exploration permit: Either USD1.5 million normal expenditure or 7,000m diamond drilling.
  - Path to 80% interest in an exploration permit: Either USD3.0 million normal expenditure or 15,000m diamond drilling
  - Path to 95% interest in an exploration permit: Completion of Pre-Feasibility Study
  - 85.5~87% interest in a future production mine

DIRECTORS' REPORT

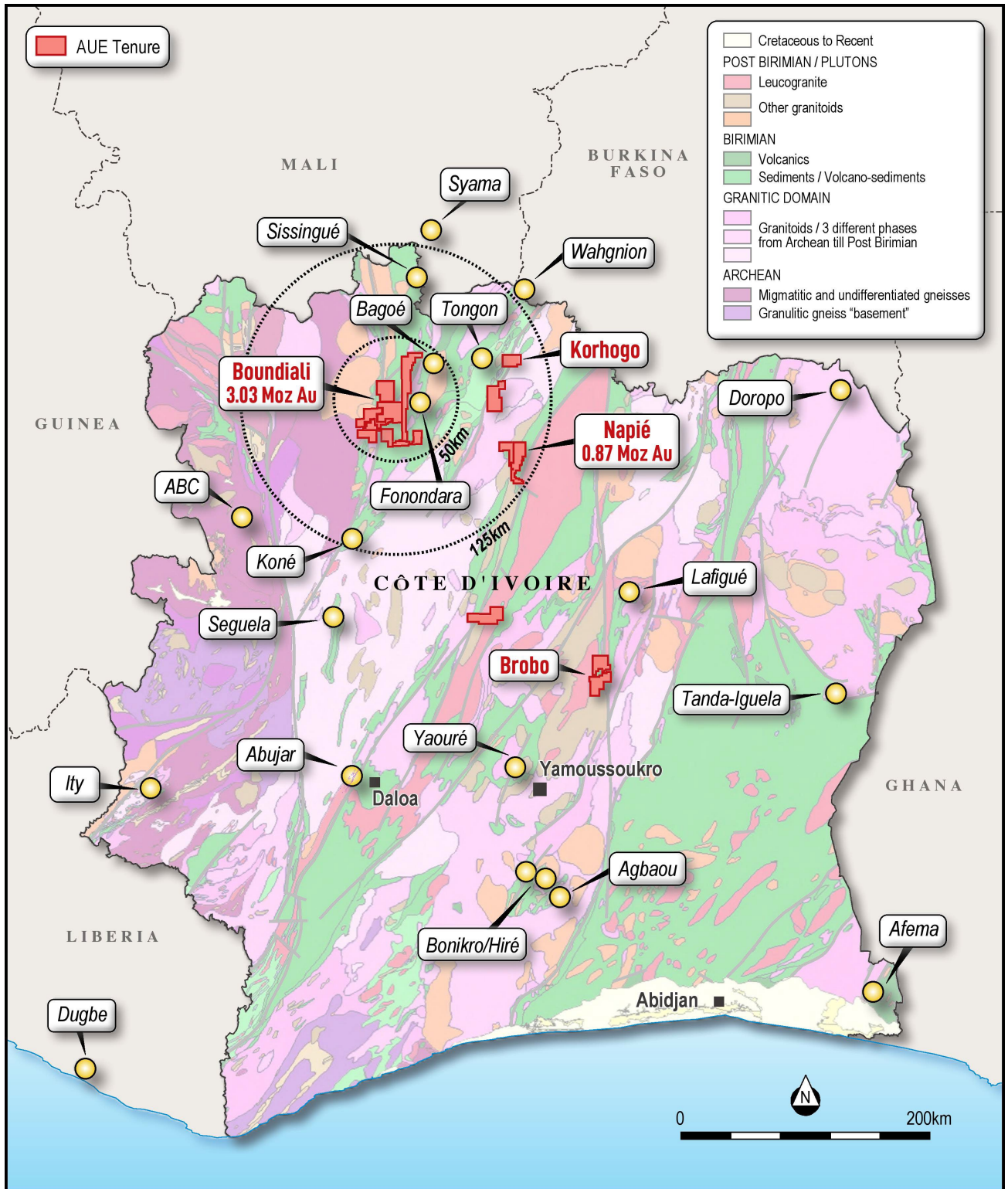


Figure 1: Location of Aurum's projects in Côte d'Ivoire

DIRECTORS' REPORT

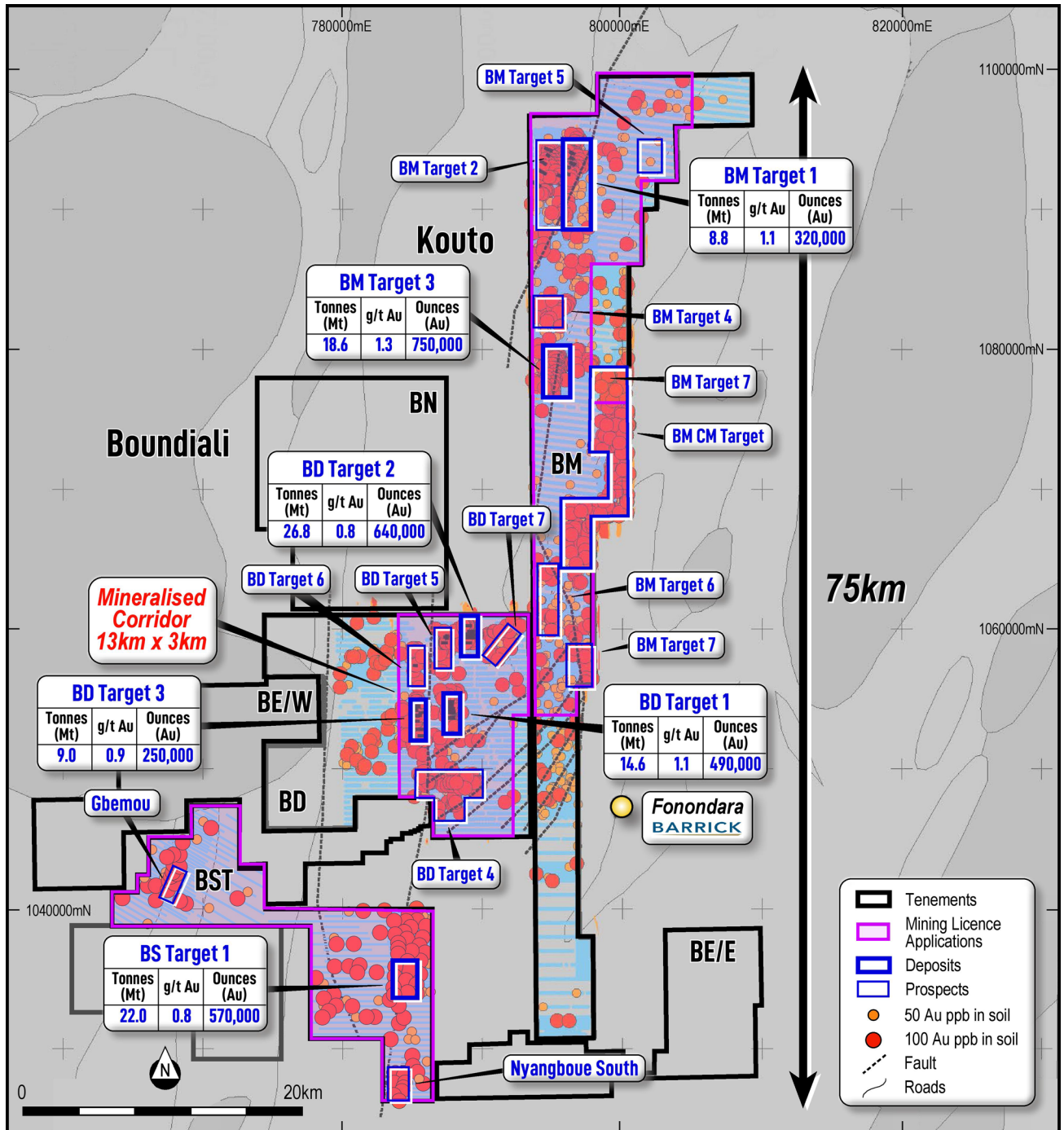


Figure 2: Boundiali Project location

## DIRECTORS' REPORT

### Corporate

On 7 May 2025 the Company announced it had secured firm commitments for a A\$35.6 million placement at A\$0.356 per new share. This was completed on 15 July 2025 and 100 million shares were issued.

On 9 July the Company's Board of Directors issued a total of 4,000,000 incentive options and 5,000,000 performance rights to director Steve Zaninovich as approved at the general meeting held on 8 July 2025. Refer to Note 11 of the consolidated financial statements for details.

On 5 August 2025 the Company announced that it had increased the Boundiali MRE to 2.41Moz triggering several milestones relating to performance rights. On 14 August, 6,010,000 shares were issued on conversion of these performance rights. At the same time a further 650,000 shares were issued for related services.

During the Period under review a total of 3,583,912 shares were issued on the conversion of 2,947,470 unlisted options with a conversion price of 31.5c and 636,443 listed options with a conversion price of 22.5c with various expiry dates.

On 9 October a further 700,000 shares were issued under the employee share incentive plan.

On 1 December the Company issued a total of 9,500,000 performance rights to directors' Caigen Wang and Mark Strizek as approved at the Annual General Meeting held on 27 November 2025. Refer to Note 11 of the consolidated financial statements for details.

On 11 December 2025 the Company issued 2,133,106 shares under the terms of the convertible loan agreement entered on 20 August 2025 thereby extinguishing \$1,066,553 debt incurred.

In November, the Company sold 2,887,496 ordinary shares in Montage Gold (TSX: MAU) at an average price of C\$7.30 per share, resulting in gross proceeds of approximately C\$21.08 million (~A\$22.98 million<sup>22</sup>).

These Montage shares were issued to the Company at C\$3.61 per share, in lieu of cash consideration, as part of Montage's 9.9% strategic investment that was announced on 7 May 2025.

### SIGNIFICANT CHANGES IN THE STATE OF AFFAIRS

There were no other significant changes in state of affairs during and subsequent to the end of the financial period.

### FINANCIAL RESULTS

The financial results of the consolidated entity for the period ended 31 December 2025 are:

	31-Dec-25	30-Jun-25
Cash and cash equivalents (\$)	40,433,140	8,572,858
Net assets (\$)	105,946,495	57,662,781

	31-Dec-25	31-Dec-24
Other income (\$)	11,698,228	241,915
Net profit / (loss) after tax (\$)	6,507,018	(2,764,391)

## **DIRECTORS' REPORT**

### **ROUNDING OF AMOUNTS**

The consolidated entity is of a kind referred to in Corporations Instrument 2016/191, issued by the Australian Securities and Investments Commission, relating to 'rounding-off'. Amounts in this report have been rounded off in accordance with that Corporations Instrument to the nearest dollar.

### **AUDITOR'S INDEPENDENCE DECLARATION**

A copy of the auditor's independence declaration as required under section 307C of the Corporations Act 2001 is set out immediately after this directors' report.

This report is made in accordance with a resolution of directors, pursuant to section 306(3)(a) of the Corporations Act 2001.

On behalf of the directors



**Caigen Wang**  
**Managing Director**  
**13 March 2026**

**RSM Australia Partners**

Level 32 Exchange Tower, 2 The Esplanade Perth WA 6000  
GPO Box R1253 Perth WA 6844

T +61 (0) 8 9261 9100

[www.rsm.com.au](http://www.rsm.com.au)

**AUDITOR'S INDEPENDENCE DECLARATION**

As lead auditor for the review of the financial report of Aurum Resources Limited for the half-year ended 31 December 2025, I declare that, to the best of my knowledge and belief, there have been no contraventions of:

- (i) the auditor independence requirements of the *Corporations Act 2001* in relation to the review; and
- (ii) any applicable code of professional conduct in relation to the review.

  
RSM AUSTRALIA

  
AIK KONG TING  
Partner

Perth, WA  
Dated: 13 March 2026

**THE POWER OF BEING UNDERSTOOD**  
ASSURANCE | TAX | CONSULTING



**CONSOLIDATED STATEMENT OF PROFIT OR LOSS AND OTHER COMPREHENSIVE INCOME**

For the half-year ended 31 December 2025

	Note	31-Dec-25 \$	31-Dec-24 \$
		<u>                    </u>	<u>                    </u>
Other income	3	11,698,228	241,915
Administrative expenses		(469,712)	(308,129)
Compliance and regulatory expenses		(173,466)	(181,544)
Consulting and corporate expenses		(315,476)	(631,365)
Exploration expenditure		-	(5,395)
Marketing and investor relations		(138,462)	(123,019)
Legal fees		(33,933)	(344,817)
Share-based payments expense	11	(3,737,563)	(1,213,244)
Salary and wages expense		(170,476)	(198,384)
(Loss) on foreign currency movement		(152,122)	(409)
<b>Profit / (Loss) before income tax</b>		<b>6,507,018</b>	<b>(2,764,391)</b>
Income tax expense		-	-
<b>Profit / (Loss) after income tax</b>		<b>6,507,018</b>	<b>(2,764,391)</b>
<i>Items that may be reclassified subsequently to profit or loss</i>			
Exchange differences on translation of foreign operations		284,805	104,587
<b>Total comprehensive income/ (loss) attributable to the members of Aurum Resources Limited</b>		<b>6,791,823</b>	<b>(2,659,804)</b>
<b>Profit / (Loss) per share for the period attributable to the members of Aurum Resources Limited</b>		<b>6,791,823</b>	<b>(2,659,804)</b>
Basic and diluted profit / (loss) per share (cents)		2.04	(1.19)

The Consolidated Statement of Profit or Loss and Other Comprehensive Income is to be read in conjunction with the notes to the financial statements.

**CONSOLIDATED STATEMENT OF FINANCIAL POSITION**

As at 31 December 2025

	Note	31-Dec-25 \$	30-Jun-25 \$
<b>ASSETS</b>			
<b>Current assets</b>			
Cash and cash equivalents		40,433,140	8,572,858
Trade and other receivables		227,363	195,426
<b>Total current assets</b>		<b>40,660,503</b>	<b>8,768,284</b>
<b>Non-current assets</b>			
Trade and other receivables		52,390	52,390
Property, plant and equipment	5	2,808,656	2,570,743
Right-of-use asset		58,739	80,766
Exploration and evaluation expenditure	4	64,010,769	47,977,572
Other financial assets	6	1,381,628	1,508,180
<b>Total non-current assets</b>		<b>68,312,182</b>	<b>52,189,651</b>
<b>Total assets</b>		<b>108,972,685</b>	<b>60,957,935</b>
<b>LIABILITIES</b>			
<b>Current liability</b>			
Trade and other payables	7	2,952,086	3,195,053
Lease liability		55,039	52,869
<b>Total current liability</b>		<b>3,007,125</b>	<b>3,247,922</b>
<b>Non-current liability</b>			
Lease liability		19,065	47,232
<b>Total non-current liability</b>		<b>19,065</b>	<b>47,232</b>
<b>Total liabilities</b>		<b>3,026,190</b>	<b>3,295,154</b>
<b>Net assets</b>		<b>105,946,495</b>	<b>57,662,781</b>
<b>EQUITY</b>			
Issued capital	9	103,754,957	63,764,879
Reserves	10	8,743,548	7,374,607
Accumulated losses		(6,552,010)	(13,476,705)
<b>Total equity</b>		<b>105,946,495</b>	<b>57,662,781</b>

The Consolidated Statement of Financial Position is to be read in conjunction with the notes to the financial statements.

**CONSOLIDATED STATEMENT OF CHANGES IN EQUITY**

For the half-year ended 31 December 2025

	Issued Capital	Reserves	Foreign Currency Reserve	Accumulated Losses	Non- controlling interest	Total
	\$	\$	\$	\$	\$	\$
<b>At 1 July 2025</b>	<b>63,764,879</b>	<b>6,562,207</b>	<b>812,400</b>	<b>(13,476,705)</b>	<b>-</b>	<b>57,662,781</b>
Profit for the period	-	-	284,805	6,507,018	-	6,791,823
<b>Total comprehensive profit for the period after tax</b>	<b>-</b>	<b>-</b>	<b>284,805</b>	<b>6,507,018</b>	<b>-</b>	<b>6,791,823</b>
<b>Transactions with owners in their capacity as owners:</b>						
Issue of share capital	35,599,965	-	-	-	-	35,599,965
Conversion of options	1,062,810	(335,177)	-	335,177	-	1,062,810
Conversion of Performance rights	1,738,750	(1,738,750)	-	-	-	-
Share-based payments	822,000	-	-	-	-	822,000
Conversion of convertible loan	1,066,553	-	-	-	-	1,066,553
Share issue costs	(300,000)	-	-	-	-	(300,000)
Lapsed Performance rights	-	(82,500)	-	82,500	-	-
Vesting of Performance options	-	944,398	-	-	-	944,398
Vesting of Performance rights	-	2,296,166	-	-	-	2,296,166
<b>Balance at 31 December 2025</b>	<b>103,758,957</b>	<b>7,646,343</b>	<b>1,097,205</b>	<b>(6,552,010)</b>	<b>-</b>	<b>105,946,495</b>
<b>At 1 July 2024</b>	<b>25,384,721</b>	<b>1,512,444</b>	<b>12,495</b>	<b>(5,680,729)</b>	<b>-</b>	<b>21,228,931</b>
(Loss) for the period	-	-	104,587	(2,764,391)	-	(2,659,804)
<b>Total comprehensive loss for the period after tax</b>	<b>-</b>	<b>-</b>	<b>104,587</b>	<b>(2,764,391)</b>	<b>-</b>	<b>(2,659,804)</b>
<b>Transactions with owners in their capacity as owners:</b>						
Issue of share capital	22,592,696	-	-	-	-	22,592,696
Acquisition of Mako Gold	10,501,527	-	-	-	3,972,843	14,474,370
Conversion of options	157,014	(160)	-	160	-	157,014
Share-based payments	33,000	-	-	-	-	33,000
Share issue costs	(1,530,837)	345,005	-	-	-	(1,185,832)
Performance rights issued	-	994,984	-	-	-	994,984
Unlisted options issued	-	185,260	-	-	-	185,260
<b>Balance at 31 December 2024</b>	<b>57,138,121</b>	<b>3,037,533</b>	<b>117,082</b>	<b>(8,444,960)</b>	<b>3,972,843</b>	<b>55,820,619</b>

The Consolidated Statement of Changes in Equity is to be read in conjunction with the notes to the financial statements.

**CONSOLIDATED STATEMENT OF CASH FLOWS**

For the half-year ended 31 December 2025

	Note	31-Dec-25 \$	31-Dec-24 \$
<b>Cash flows from operating activities</b>			
Payment to suppliers and employees		(613,151)	(2,427,154)
Interest received		180,880	57,824
<b>Net cash outflow from operating activities</b>		<b>(432,271)</b>	<b>(2,369,330)</b>
<b>Cash flows from investing activities</b>			
Payment for exploration and evaluation expenditure		(14,355,940)	(5,231,258)
Payments for plant and equipment		(571,778)	(1,156,032)
Net cash received on acquisition of Mako Gold		-	125,154
Cash receipt for sale of investments		23,295,802	-
Cash receipt for sale of tenements		-	41,591
Cash payment for term deposits		-	(7,000,000)
Net cash payment for investment in other financial assets		(81,990)	(51,291)
Loan advanced to related entity		-	(329)
<b>Net cash inflow / (outflow) from investing activities</b>		<b>8,286,094</b>	<b>(13,272,165)</b>
<b>Cash flows from financing activities</b>			
Proceeds from issued shares		24,017,184	22,749,709
Share issue costs		(300,000)	(1,185,831)
<b>Net cash inflow from financing activities</b>		<b>23,717,184</b>	<b>21,563,878</b>
<b>Net increase in cash and cash equivalents</b>		<b>31,571,007</b>	<b>5,922,383</b>
Effect of exchange rate fluctuations on cash held		289,275	104,585
<b>Cash and cash equivalents at the beginning of the period</b>		<b>8,572,858</b>	<b>10,815,351</b>
<b>Cash and cash equivalents at the end of the period</b>		<b>40,433,140</b>	<b>16,842,318</b>

The Consolidated Statement of Cash Flows is to be read in conjunction with the notes to the financial statements.

## NOTES TO THE CONSOLIDATED FINANCIAL STATEMENTS

### NOTE 1 MATERIAL ACCOUNTING POLICY INFORMATION

#### Basis of Preparation

These general purpose interim financial statements for half-year reporting period ended 31 December 2025 have been prepared in accordance with Australian Accounting Standard AASB 134 'Interim Financial Reporting' and the Corporations Act 2001, as appropriate for for-profit oriented entities. Compliance with AASB 134 ensures compliance with International Accounting Standard 34 'Interim Financial Reporting'.

These general purpose financial statements do not include all the notes of the type normally included in annual financial statements. Accordingly, these financial statements are to be read in conjunction with the annual report for the year ended 30 June 2025 and any public announcements made by the Company during the interim reporting period in accordance with the continuous disclosure requirements of the Corporations Act 2001.

The financial statements were authorised for issue, in accordance with a resolution of directors, on 13 March 2026. The directors have the power to amend and reissue the financial statements.

The principal accounting policies adopted are consistent with those of the previous financial year and corresponding interim reporting period, unless otherwise stated.

#### New or amended Accounting Standards and Interpretations adopted

The consolidated entity has adopted all of the new or amended Accounting Standards and Interpretations issued by the Australian Accounting Standards Board ('AASB') that are mandatory for the current reporting period.

Any new or amended Accounting Standards or Interpretations that are not yet mandatory have not been early adopted.

### NOTE 2 SEGMENT INFORMATION

The Board considers its business operates in two segments being that of mineral exploration in Africa and Corporate function in Australia. Results are analysed as a whole by the CODM, this being the Board of Directors.

The following table presents the profit and loss and assets and liabilities information by segment provided to the board of directors.

	Exploration (Africa) \$	Corporate \$	Total \$
<b>Half-year ended 31 December 2025</b>			
Other income	-	11,517,348	11,517,348
Interest income	-	180,880	180,880
<b>Total other income</b>	-	11,698,228	11,698,228
<b>EBITDA</b>	(51,217)	6,399,833	6,348,616
Interest income	-	180,880	180,880
Depreciation	-	(22,478)	(22,478)
<b>Profit / (Loss) before income tax</b>	(51,217)	6,558,235	6,507,018
Income tax expense			-
<b>Profit / (Loss) after income tax</b>			<u>6,507,018</u>
<b>Segment assets</b>	<u>66,818,297</u>	<u>42,154,388</u>	<u>108,972,685</u>
<b>Segment liabilities</b>	<u>(2,765,338)</u>	<u>(260,852)</u>	<u>(3,026,190)</u>

**NOTES TO THE CONSOLIDATED FINANCIAL STATEMENTS****NOTE 2 SEGMENT INFORMATION (Continued)**

	Exploration (Africa) \$	Corporate \$	Total \$
<b>Half-year ended 31 December 2024</b>			
Interest income	-	184,091	184,091
Other income	-	57,824	57,824
<b>Total other income</b>	-	241,915	241,915
<b>EBITDA</b>	(94,461)	(2,727,754)	(2,822,215)
Interest income	-	57,824	57,824
<b>Loss before income tax</b>	(94,461)	(2,669,930)	(2,764,391)
Income tax expense			-
<b>Loss after income tax</b>			(2,764,391)
<b>30 June 2025</b>			
<b>Segment assets</b>	41,564,076	19,393,589	60,957,935
<b>Segment liabilities</b>	(42,061)	(3,253,093)	(3,295,154)

**NOTE 3 OTHER INCOME**

	31-Dec-25 \$	31-Dec-24 \$
Interest income	180,880	241,915
Sale of Investments	11,517,348	-
	<b>11,698,228</b>	241,915

In November, Aurum sold 2,887,496 ordinary shares in Montage Gold (TSX: MAU) at an average price of C\$7.30 per share, resulting in gross proceeds of approximately C\$21.08 million (~A\$22.98 million<sup>22</sup>).

These Montage shares were issued to Aurum Resources at C\$3.61 per share, in lieu of cash consideration, as part of Montage's strategic investment announced on 7 May 2025.

**NOTE 4 EXPLORATION AND EVALUATION EXPENDITURE**

	31-Dec-25 \$	30-Jun-25 \$
Carrying amount of exploration and evaluation expenditure	<b>64,010,769</b>	47,977,572
At the beginning of the financial period	<b>47,977,572</b>	10,359,805
Acquisition during the year – Mako Gold Ltd	-	20,426,219
Projects acquired during the financial period	-	1,200,000
Exploration expenditure incurred during the financial period	<b>15,888,242</b>	15,991,548
Foreign exchange impact	<b>144,955</b>	-
At the end of the financial period	<b>64,010,769</b>	47,977,572

**NOTES TO THE CONSOLIDATED FINANCIAL STATEMENTS****NOTE 5 PROPERTY PLANT AND EQUIPMENT**

	<b>31-Dec-25</b>	<b>30-Jun-25</b>
	<b>\$</b>	<b>\$</b>
Plant and Equipment at cost	<b>2,513,416</b>	2,051,569
Plant and Equipment - accumulated depreciation	<b>(527,845)</b>	(304,461)
	<b>1,985,571</b>	1,747,108
Computer equipment at cost	<b>8,287</b>	8,287
Computer equipment at accumulated depreciation	<b>(5,061)</b>	(3,981)
	<b>3,226</b>	4,306
Motor Vehicles at cost	<b>953,935</b>	836,674
Motor vehicles - accumulated depreciation	<b>(304,465)</b>	(198,196)
	<b>649,470</b>	638,478
Land at cost	<b>176,146</b>	183,477
Land and Building - accumulated depreciation	<b>(5,757)</b>	(2,626)
	<b>170,389</b>	180,851
	<b>2,808,656</b>	2,570,743

*Reconciliation*

Reconciliations of the written down values at the beginning and end of the current and previous financial year are set out below.

	<b>Plant and Equipment</b>	<b>Land &amp; Buildings</b>	<b>Motor Vehicles</b>	<b>Computer Equipment</b>	<b>Total</b>
	<b>\$</b>	<b>\$</b>	<b>\$</b>	<b>\$</b>	<b>\$</b>
Balance at 1 July 2025	1,747,108	180,851	638,478	4,306	2,570,743
Additions	464,384	-	127,780	-	592,164
Depreciation	(225,413)	(3,371)	(108,408)	(1,080)	(338,272)
Effects of foreign exchange	(508)	(7,091)	(8,380)	-	(15,979)
Balance at 31 December 2025	<b>1,985,571</b>	<b>170,389</b>	<b>649,470</b>	<b>3,226</b>	<b>2,808,656</b>

**NOTE 6 OTHER FINANCIAL ASSETS**

	<b>31-Dec-25</b>	<b>30-Jun-25</b>
	<b>\$</b>	<b>\$</b>
<b>Current</b>		
Term deposits	-	-
<b>Non-current</b>		
Listed ordinary shares	<b>36,000</b>	244,542
Unlisted ordinary shares	<b>377,294</b>	53,038
Prepaid options	<b>1,182,000</b>	1,182,000
Term deposit	<b>28,600</b>	28,600
	<b>1,623,894</b>	1,508,180
<i>Reconciliation</i>		
At the beginning of the financial period	<b>1,508,180</b>	116,216
Acquired during the financial period	<b>12,032,213</b>	1,368,006
Disposal during the financial period	<b>(11,916,499)</b>	(78,084)
Revaluation at the reporting date	-	102,042
At the end of the financial period	<b>1,623,894</b>	1,508,180

**NOTES TO THE CONSOLIDATED FINANCIAL STATEMENTS****NOTE 7 TRADE AND OTHER PAYABLES**

	<b>31-Dec-25</b>	<b>30-Jun-25</b>
	<b>\$</b>	<b>\$</b>
Trade payables	<b>962,500</b>	2,189,120
Accrued expenses	<b>1,954,663</b>	60,000
Superannuation payable	-	5,174
Share to be issued	-	904,383
Other payables	<b>34,923</b>	36,376
	<b>2,952,086</b>	<b>3,195,053</b>

**NOTE 8 FAIR VALUE MEASUREMENT***Fair value hierarchy*

The following tables detail the consolidated entity's assets and liabilities, measured or disclosed at fair value, using a three level hierarchy, based on the lowest level of input that is significant to the entire fair value measurement, being:

Level 1: Quoted prices (unadjusted) in active markets for identical assets or liabilities that the entity can access at the measurement date

Level 2: Inputs other than quoted prices included within Level 1 that are observable for the asset or liability, either directly or indirectly

Level 3: Unobservable inputs for the asset or liability.

	<b>Level 1</b>	<b>Level 2</b>	<b>Level 3</b>	<b>Total</b>
	<b>\$</b>	<b>\$</b>	<b>\$</b>	<b>\$</b>
<b>31 December 2025</b>				
<i>Assets</i>				
Ordinary shares at fair value through other comprehensive income	-	-	135,028	135,028
Ordinary shares at fair value through profit or loss	36,000	-	-	36,000
Prepaid options	-	-	1,182,000	1,182,000
Total assets	36,000	-	1,317,028	1,353,028
<b>30 June 2025</b>				
<i>Assets</i>				
Ordinary shares at fair value through other comprehensive income	-	-	53,038	53,038
Ordinary shares at fair value through profit or loss	244,542	-	-	244,542
Prepaid options	-	-	1,182,000	1,182,000
Total assets	244,542	-	1,235,038	1,479,580

There were no transfers between levels during the period.

## NOTES TO THE CONSOLIDATED FINANCIAL STATEMENTS

### NOTE 9 ISSUED CAPITAL

	31-Dec-25		30-Jun-25	
	No.	\$	No.	\$
Fully paid ordinary shares	<b>345,954,265</b>	<b>103,754,957</b>	232,877,247	63,764,879

#### *Movement in ordinary shares*

	Number	\$
Balance at 1 July 2024	113,834,847	25,384,721
Share placement	66,730,510	22,592,196
Shares issued for acquisition of Mako Gold	41,935,510	14,274,914
Share based payment	1,302,525	973,707
Conversion of Options	2,581,320	639,179
Conversion of Performance shares	3,000,000	765,000
Tenement acquisition	3,492,535	1,200,000
Share issue costs	-	(2,064,838)
<b>Balance at 30 June 2025</b>	<b>232,877,247</b>	<b>63,764,879</b>

	Number	\$
<b>Balance at 1 July 2025</b>	<b>232,877,247</b>	<b>63,764,879</b>
Share placement	100,000,000	35,599,965
Share-based payment	1,350,106	822,000
Conversion of convertible loan	2,133,106	1,066,553
Conversion of options	3,583,912	1,062,810
Conversion of performance shares	6,010,000	1,738,750
Share issue costs	-	(300,000)
<b>Balance at 31 December 2025</b>	<b>345,954,265</b>	<b>103,754,957</b>

Ordinary shares entitle the holder to participate in the dividends and the proceeds on winding up in proportion to the number of and amounts paid on the shares held.

At shareholders meetings, each ordinary share is entitled to one vote when a poll is called, otherwise each shareholder has one vote on a show of hands.

**NOTES TO THE CONSOLIDATED FINANCIAL STATEMENTS****NOTE 10 RESERVES**

	31-Dec-25	30-Jun-25
	\$	\$
Option reserve	5,036,767	4,427,546
Performance rights reserve	2,609,576	2,134,661
Foreign currency translation reserve	1,097,205	812,400
	<b>8,743,548</b>	<b>7,374,607</b>
<b><u>Movement reconciliation</u></b>		
<b><i>Option Reserve</i></b>		
<b>Balance at beginning of the period/ year</b>	<b>4,427,546</b>	<b>1,433,251</b>
Share-based payment transactions	944,399	1,654,365
Share issue costs	-	345,005
Tenement Acquisition	-	1,182,000
Exercise of unlisted and listed options	(335,177)	(187,075)
<b>Balance at the end of the period/ year</b>	<b>5,036,768</b>	<b>4,427,546</b>
<b><i>Performance rights reserve</i></b>		
<b>Balance at beginning of the period/ year</b>	<b>2,134,661</b>	<b>79,193</b>
Share-based payment transactions	2,296,166	2,820,468
Lapsed Performance rights	(82,500)	-
Conversion of Performance rights	(1,738,750)	(765,000)
<b>Balance at the end of the period/ year</b>	<b>2,609,576</b>	<b>2,134,661</b>
<b><i>Foreign currency translation reserve</i></b>		
<b>Balance at beginning of the period/ year</b>	<b>812,400</b>	<b>12,495</b>
Exchange differences on translation of foreign operations	284,805	799,905
<b>Balance at the end of the period/ year</b>	<b>1,097,205</b>	<b>812,400</b>

**NOTE 11 SHARE-BASED PAYMENTS**

	31-Dec-25	30-Jun-25
	\$	\$
<b>Recognised share-based payment transactions</b>		
Shares issued on acquisition of Mako Gold Limited	-	14,274,914
Share issued to acquire tenement	-	1,200,000
Shares issued in consideration of goods or services <sup>(i)</sup>	822,000	973,707
Options issued to Lead Manager	-	345,005
Performance rights issued to KMP's <sup>(ii)</sup>	1,900,103	2,209,417
Options issued to KMP's <sup>(ii)</sup>	934,588	1,483,651
Performance rights issued to employees <sup>(iii)</sup>	396,062	611,051
Options issued to employees	9,810	170,712
Options issued Encore JV	-	1,182,000
	<b>4,062,563</b>	<b>22,450,457</b>
<b><i>Represented by:</i></b>		
Share issue costs	-	345,005
Recognised as Financial Asset	-	1,182,000
Acquisition of Mako Gold	-	14,274,914
Recognised in share-based payments	3,737,563	5,049,780
Recognised as exploration and evaluation expenditure	325,000	1,598,758
	<b>4,062,563</b>	<b>22,450,457</b>

## NOTES TO THE CONSOLIDATED FINANCIAL STATEMENTS

### NOTE 11 SHARE-BASED PAYMENTS (Continued)

- (i) On 14 August 2025, the Company issued 650,000 shares at 50 cents for the consideration of employee services. A further 700,000 shares were issued on 9 October at 71 cents for the consideration of employee services.
- (ii) On 9 July 2025, the Company issued 4,000,000 unlisted incentive options and 5,000,000 performance rights with varying conditions and expiring on 9 July 2030 to Director, Steve Zananovich.  
On 1 December 2025 the Company issued 9,500,000 unlisted performance rights expiring 1 December 2030 to the directors of the company.
- (iii) On 1 December 2025, the Company issued 3,850,000 performance rights with varying conditions and expiry dates to employees of the company.

#### Unlisted Options

Set out below is a summary of unlisted options granted as share-based payments during the period:

Grant date	Expiry date	Exercise price	Balance at		Expired/ forfeited/ other	Balance at
			the start of the period	Granted		
2/11/2021	21/10/2026	\$0.225	1,400,000	-	-	1,400,000
5/10/2024	21/10/2026	\$0.225	500,000	-	-	500,000
8/04/2024	8/04/2028	\$0.312	5,000,000	-	(2,055,333)	2,944,667
8/04/2024	15/04/2027	\$0.312	8,723,522	-	(892,137)	7,831,385
8/04/2024	31/01/2028	\$0.312	3,000,000	-	-	3,000,000
8/04/2024	31/01/2029	\$0.400	6,000,000	-	-	6,000,000
8/04/2024	31/01/2029	\$0.500	2,000,000	-	-	2,000,000
8/04/2024	18/03/2027	\$0.312	500,000	-	-	500,000
8/04/2024	31/01/2028	\$0.500	2,000,000	-	-	2,000,000
8/04/2024	18/03/2027	\$0.312	500,000	-	-	500,000
8/04/2024	31/01/2028	\$0.500	2,000,000	-	-	2,000,000
6/08/2024	15/08/2029	\$0.500	1,000,000	-	-	1,000,000
6/08/2024	15/08/2029	\$0.600	3,000,000	-	-	3,000,000
6/08/2024	15/08/2029	\$0.495	2,000,000	-	-	2,000,000
6/09/2024	1/02/2028	\$0.312	500,000	-	-	500,000
6/09/2024	1/03/2028	\$0.312	150,000	-	-	150,000
6/09/2024	1/03/2028	\$0.312	100,000	-	-	100,000
28/05/2025	28/05/2029	\$0.530	4,000,000	-	-	4,000,000
9/07/2025	9/07/2030 <sup>1</sup>	\$0.500	-	1,000,000	-	1,000,000
9/07/2025	9/07/2030 <sup>2</sup>	\$0.600	-	1,000,000	-	1,000,000
9/07/2025	9/07/2030 <sup>3</sup>	\$0.700	-	2,000,000	-	2,000,000
			<b>42,623,522</b>	<b>4,000,000</b>	<b>(2,947,470)</b>	<b>- 43,676,052</b>

**NOTES TO THE CONSOLIDATED FINANCIAL STATEMENTS****NOTE 11 SHARE-BASED PAYMENTS (Continued)****Unlisted Options**

The following vesting milestones are applicable to the unlisted options:

Tranche G <sup>1</sup>	The Company announcing a Mineral Resource Estimate in compliance with the JORC Code 2012 of 3 million ounces; exclusive of any JORC resources the Company receives from project acquisitions
Tranche H <sup>2</sup>	The Company announcing a positive DFS with not less than 100kozpa.
Tranche I <sup>3</sup>	The Company announcing a first gold pour at the future Boundiali Gold Mine.

The options issued during the period, have been valued using the Black Scholes valuation model. The model and assumptions are shown in the table below:

	<b>Director Trance G</b>	<b>Director Trance H</b>	<b>Director Trance I</b>
Grant date	8/07/2025	8/07/2025	8/07/2025
Expiry date	9/07/2030	9/07/2030	9/07/2030
Strike (exercise) price	\$0.500	\$0.600	\$0.700
Underlying share price (at date of issue)	\$0.465	\$0.465	\$0.465
Risk-free rate (at date of issue)	3.6%	3.6%	3.6%
Volatility	70%	70%	70%
Number of options issued	1,000,000	1,000,000	2,000,000
Probability to vest	100%	100%	0%
Fair value per option	\$0.274	\$0.256	\$0.240
Total fair value of Options	\$274,130	\$255,796	\$479,992
Amount recognised as share-based payment	\$26,272	\$24,515	\$-

## NOTES TO THE CONSOLIDATED FINANCIAL STATEMENTS

### NOTE 11 SHARE-BASED PAYMENTS (Continued)

#### Performance Rights

Set out below are the performance rights exercisable at the end of the period:

Grant date	Expiry date	Exercise price	Balance at the start of the period	Granted	Exercised	Expired/ forfeited/ other	Balance at the end of the period
8/04/2024	31/01/2028	-	3,000,000	-	(3,000,000)	-	-
8/04/2024	31/01/2029	-	6,000,000	-	-	-	6,000,000
8/04/2024	31/01/2029	-	2,000,000	-	-	-	2,000,000
8/04/2024	8/04/2029	-	1,000,000	-	-	-	1,000,000
8/04/2024	8/04/2029	-	2,000,000	-	-	-	2,000,000
8/04/2024	8/04/2029	-	2,000,000	-	-	-	2,000,000
8/04/2024	8/04/2029	-	1,000,000	-	-	-	1,000,000
8/04/2024	31/01/2029	-	8,000,000	-	(1,000,000)	-	7,000,000
8/04/2024	31/01/2029	-	4,000,000	-	-	-	4,000,000
8/04/2024	8/04/2029	-	1,000,000	-	-	-	1,000,000
8/04/2024	8/04/2029	-	1,000,000	-	-	-	1,000,000
8/04/2024	8/04/2029	-	1,000,000	-	-	-	1,000,000
8/04/2024	8/04/2029	-	1,000,000	-	-	-	1,000,000
8/04/2024	8/04/2029	-	1,000,000	-	-	-	1,000,000
10/09/2024	31/12/2025	-	800,000	-	(800,000)	-	-
10/09/2024	31/12/2026	-	800,000	-	(800,000)	-	-
10/09/2024	30/06/2027	-	500,000	-	-	-	500,000
10/09/2024	31/12/2027	-	500,000	-	-	-	500,000
10/09/2024	30/06/2025	-	250,000	-	-	(250,000)	-
10/09/2024	30/06/2026	-	250,000	-	-	-	250,000
10/09/2024	31/12/2026	-	250,000	-	-	-	250,000
10/09/2024	30/06/2026	-	250,000	-	-	-	250,000
10/09/2024	31/12/2026	-	250,000	-	-	-	250,000
10/09/2024	31/12/2025	-	1,000,000	-	-	-	1,000,000
2/04/2025	31/12/2027	-	250,000	-	-	-	250,000
2/04/2025	31/12/2027	-	100,000	-	-	-	100,000
2/04/2025	31/12/2027	-	100,000	-	-	-	100,000
9/07/2025	9/07/2030 <sup>4</sup>	-	-	500,000	-	-	500,000
9/07/2025	9/07/2030 <sup>5</sup>	-	-	500,000	-	-	500,000
9/07/2025	9/07/2030 <sup>6</sup>	-	-	500,000	-	-	500,000
9/07/2025	9/07/2030 <sup>7</sup>	-	-	500,000	-	-	500,000
9/07/2025	9/07/2030 <sup>8</sup>	-	-	3,000,000	(410,000)	-	2,590,000
1/12/2025	31/12/2027 <sup>1</sup>	-	-	2,600,000	-	-	2,600,000
1/12/2025	31/12/2027 <sup>2</sup>	-	-	1,200,000	-	-	1,200,000
1/12/2025	31/12/2027 <sup>3</sup>	-	-	50,000	-	-	50,000
1/12/2025	1/12/2030 <sup>9</sup>	-	-	2,000,000	-	-	2,000,000
1/12/2025	1/12/2030 <sup>10</sup>	-	-	1,500,000	-	-	1,500,000
1/12/2025	1/12/2030 <sup>11</sup>	-	-	2,000,000	-	-	2,000,000
1/12/2025	1/12/2030 <sup>12</sup>	-	-	4,000,000	-	-	4,000,000
			<b>39,300,000</b>	<b>18,350,000</b>	<b>(6,010,000)</b>	<b>(250,000)</b>	<b>51,390,000</b>

## NOTES TO THE CONSOLIDATED FINANCIAL STATEMENTS

### NOTE 10 SHARE-BASED PAYMENTS (Continued)

#### Performance Rights (Continued)

The following vesting milestones are applicable to the performance rights:

Tranche M4 <sup>1</sup>	Performance shares vesting on achieving a 3 million oz JORC resource at the Boundiali Gold Project
Tranche M14 <sup>2</sup>	Performance shares vesting on Grant of 2 mining licences by 30/6/2026
Tranche M15 <sup>3</sup>	Performance shares vesting on Completion of Pre-Feasibility Study
Tranche Q <sup>4</sup>	Performance shares vesting on Completion of Pre-Feasibility Study
Tranche R <sup>5</sup>	Performance shares vesting on Delivery of an economically sound Definitive Feasibility Study with gold production of not less than 100,000oz per annum for the initial 3 years of the LOM.
Tranche S <sup>6</sup>	Performance shares vesting on First gold pour at the Boundiali Gold Project.
Tranche T <sup>7</sup>	Performance shares vesting on Commercial production at the Boundiali Gold Project
Tranche U <sup>8</sup>	Performance shares vesting on 1 performance right for every Oz above 2 Moz JORC Resource, capped to 5Moz, exclusive of any JORC resources AUE receives from project acquisitions.
Tranche V <sup>9</sup>	Performance shares vesting on the Company's volume weighted share price being equal to or exceeding \$1.00 for 20 consecutive trading days prior to 31 December 2026.
Tranche W <sup>10</sup>	Performance shares vesting on the Company's volume weighted share price being equal to or exceeding \$1.25 for 20 consecutive trading days prior to 30 June 2027.
Tranche X <sup>11</sup>	Performance shares vesting on Company's volume weighted share price being equal to or exceeding \$1.50 for 20 consecutive trading days prior to 31 December 2027.
Tranche Y <sup>12</sup>	Performance shares vesting on Company's volume weighted share price being equal to or exceeding \$2.00 for 20 consecutive trading days prior to 31 December 2028.

The model and assumptions are shown in the table below. All tranches have been valued using the underlying share price at date of issue.

	Employees	Employees	Employees	Directors	Directors
	Tranche M4	Tranche M14	Tranche M15	Tranche Q	Tranche R
Grant Date	1/12/2025	1/12/2025	1/12/2025	8/07/2025	8/07/2025
Expiry Date	31/12/2027	31/12/2027	31/12/2027	9/07/2030	9/07/2030
Underlying share price (at date of issue)	0.64	0.64	0.64	0.465	0.465
Number of rights Issued	2,600,000	1,200,000	50,000	500,000	500,000
Fair value per right	0.64	0.64	0.64	0.465	0.465
Probability to vest	100%	100%	100%	100%	100%
Fair value of performance right	\$1,664,000	\$768,000	\$32,000	\$232,500	\$232,500
Amount recognised as share-based payment	\$65,684	\$109,194	\$253	\$22,282	\$22,282

**NOTES TO THE CONSOLIDATED FINANCIAL STATEMENTS****NOTE 11 SHARE-BASED PAYMENTS (Continued)****Performance Rights (Continued)**

	<b>Directors</b>	<b>Directors</b>	<b>Directors</b>	<b>Directors</b>	<b>Directors</b>
	<b>Tranche S</b>	<b>Tranche T</b>	<b>Tranche U</b>	<b>Tranche V</b>	<b>Tranche W</b>
Grant Date	8/07/2025	8/07/2025	8/07/2025	27/11/2025	27/11/2025
Expiry Date	9/07/2030	9/07/2030	9/07/2030	1/12/2030	1/12/2030
Underlying share price (at date of issue)	0.465	0.465	0.465	0.57	0.57
Number of rights Issued	500,000	500,000	3,000,000	2,000,000	1,500,000
Fair value per right	0.465	0.465	0.465	0.238	0.239
Probability to vest	0%	0%	Range 0-100%	N/A	N/A
Fair value of performance right	\$232,500	\$232,500	\$697,500	\$476,800	\$358,650
Amount recognised as share-based payment	\$-	\$-	\$239,225	\$7,834	\$5,892

	<b>Directors</b>	<b>Directors</b>
	<b>Tranche X</b>	<b>Tranche Y</b>
Grant Date	27/11/2025	27/11/2025
Expiry Date	1/12/2030	1/12/2030
Underlying share price (at date of issue)	0.57	0.57
Number of rights Issued	2,000,000	4,000,000
Fair value per right	0.245	0.265
Probability to vest	N/A	N/A
Fair value of performance right	\$490,600	\$1,061,600
Amount recognised as share-based payment	\$8,060	\$17,441

## NOTES TO THE CONSOLIDATED FINANCIAL STATEMENTS

### NOTE 12 ASSET ACQUISITION OF MAKO GOLD LTD

During the prior period, on 16 October 2024, Aurum launched a takeover bid for Mako Gold Limited (Mako Gold). The first tranche of share issues was on 13 December 2024, being the date of acquisition. On 22 November 2024, Aurum declared the takeover offer for all Mako Gold shares unconditional. On 24 January 2025, Aurum announced its intention to proceed to compulsory acquisition of the remaining Mako shares in respect of which it has not received acceptances under the takeover offer. On 6 March 2025, Aurum had completed the compulsory acquisition and held 100% of the shares in Mako Gold.

The Company has accounted for the acquisition as an asset acquisition and not a business combination in accordance with AASB 3. The directors have determined the fair values of the assets and liabilities as at the date of the acquisition and these are disclosed in the following table.

	<b>Acquisition \$</b>
<b>Purchase consideration</b>	<b>14,274,914</b>
<b>Fair value of assets acquired</b>	
Cash and cash equivalents	147,060
Other receivables	56,932
Other financial asset	28,600
Right-of-use asset	80,766
Exploration expenditure	20,426,219
Foreign Exchange	110,847
<b>Total assets</b>	<b>20,850,424</b>
Trade payables	(5,685)
Lease Liability	(100,101)
Loan from Aurum Resources	(6,469,726)
<b>Total liabilities</b>	<b>(6,575,512)</b>
<b>Net assets</b>	<b>14,274,912</b>

For the period 13 December 2024 to 31 December 2024, the profit or loss of Mako Gold Limited was not material.

#### Accounting Policy:

When an asset acquisition does not constitute a business combination, the assets and liabilities are assigned a carrying value amount based on their relative fair values in an asset purchase transaction and no deferred tax will arise in relation to the acquired assets and assumed liabilities as the initial recognition exemption for deferred tax under AASB 112 applied. No goodwill will rise on the acquisition and transaction costs of the acquisition will be included in the capitalised costs of the assets and expensed in accordance with the consolidated entity's accounting policy.

### NOTE 13 DIVIDENDS

No dividend has been declared or paid during the half-year ended 31 December 2025 (30 June 2025: Nil). The Directors do not recommend the payment of a dividend in respect of the half-year ended 31 December 2025.

## NOTES TO THE CONSOLIDATED FINANCIAL STATEMENTS

### NOTE 14 COMMITMENTS

#### Tenement Commitments

	31-Dec-25	30-Jun-25
	\$	\$
Below are the commitments in relation to its exploration and evaluation assets:		
Within one year	1,535,339	-
Later than one year but not later than five years	8,994,451	2,322,550
	<u>10,529,790</u>	<u>2,322,550</u>

### NOTE 15 CONTINGENT ASSETS AND CONTINGENT LIABILITIES

There were no material changes to contingent assets and liabilities since 30 June 2025.

### NOTE 16 EVENTS SUBSEQUENT TO THE REPORTING PERIOD

Subsequent to the Period under review a total of 1,841,666 shares were issued on the conversion of 1,171,666 unlisted options with a strike price of 31.5c and 670,000 listed options a strike price of 22.5c with various expiry dates.

On 7 January 2026 the Company entered into a convertible loan agreement whereby the lender has agreed to fund up to RMB 5,000,000 to meet drilling, exploration and associated costs of the Company. The Loan may, at the election of the Lender, be repaid either:

- in cash (principal plus 5% per annum interest); or
- by conversion into ordinary fully paid shares in the Company at a conversion price of AUD \$0.70 per share, being the 5-day VWAP prior to 7 January 2026.

On the 16 January 2026 a total of 8,000,000 performance rights were issued to Mr Richard Simpson and Ms Xu Ting along with 3,000,000 performance options as part of their service agreements.

On 23 February 2026 the Company announced that they had increased the mineral resource estimate to 3.03Moz triggering several milestones relating to performance rights. On 24 February 8,140,000 shares were issued on conversion of these performance rights.

A further 1,500,000 performance rights lapsed as their conditions could no longer be satisfied.

On 6 March 2026, a total of 373,404 fully paid ordinary shares were issued as a result of the conversion of quoted options.

Other than the above there were no other matter or circumstance has arisen since 31 December 2025 that has significantly affected, or may significantly affect the consolidated entity's operations, the results of those operations, or the consolidated entity's state of affairs in future financial years.

## DIRECTORS' DECLARATION

In the Directors' opinion:

- the attached financial statements and notes comply with the Corporations Act 2001, Australian Accounting Standard AASB 134 'Interim Financial Reporting', the Corporations Regulations 2001 and other mandatory professional reporting requirements;
- the attached financial statements and notes give a true and fair view of the Group's financial position as at 31 December 2025 and of its performance for the financial half-year ended on that date; and
- there are reasonable grounds to believe that the Company will be able to pay its debts as and when they become due and payable.

Signed in accordance with a resolution of directors made pursuant to section 303(5)(a) of the Corporations Act 2001.

On behalf of the directors



**Caigen Wang**  
**Managing Director**  
**13 March 2026**

## INDEPENDENT AUDITOR'S REVIEW REPORT

### To the Members of AURUM RESOURCES LIMITED

#### Report on the Half-Year Financial Report

##### *Conclusion*

We have reviewed the accompanying half-year financial report of Aurum Resources Limited (the Company) and its subsidiaries (the Consolidated Entity) which comprises the consolidated statement of financial position as at 31 December 2025, the consolidated statement of profit or loss and other comprehensive income, the consolidated statement of changes in equity and the consolidated statement of cash flows for the half-year ended on that date, notes comprising material accounting policy information and other explanatory information, and the directors' declaration of the Consolidated Entity comprising the Company and the entities it controlled at the half-year end or from time to time during the half-year.


Based on our review, which is not an audit, we have not become aware of any matter that makes us believe that the half-year financial report of Aurum Resources Limited is not in accordance with the *Corporations Act 2001* including:

- (a) giving a true and fair view of the Consolidated Entity's financial position as at 31 December 2025 and of its performance for the half-year ended on that date; and
- (b) complying with Accounting Standard AASB 134 *Interim Financial Reporting* and *Corporations Regulations 2001*.

##### *Basis for Conclusion*

We conducted our review in accordance with ASRE 2410 *Review of a Financial Report Performed by the Independent Auditor of the Entity*. Our responsibilities are further described in the Auditor's Responsibilities for the Review of the Financial Report section of our report. We are independent of the Company in accordance with the auditor independence requirements of the *Corporations Act 2001* and the ethical requirements of the Accounting Professional and Ethical Standards Board's APES 110 *Code of Ethics for Professional Accountants (including Independence Standards)* (the Code) that are relevant to our audit of the annual financial report in Australia. We have also fulfilled our other ethical responsibilities in accordance with the Code.

We confirm that the independence declaration required by the *Corporations Act 2001*, which has been given to the directors of Aurum Resources Limited, would be in the same terms if given to the directors as at the time of this auditor's review report.



*Directors' Responsibility for the Half-Year Financial Report*

The directors of Aurum Resources Limited are responsible for the preparation of the half-year financial report that gives a true and fair view in accordance with Australian Accounting Standards and the *Corporations Act 2001* and for such internal control as the directors determine is necessary to enable the preparation of the half-year financial report that is free from material misstatement, whether due to fraud or error.

*Auditor's Responsibility for the Review of the Half-Year Financial Report*

Our responsibility is to express a conclusion on the half-year financial report based on our review. We conducted our review in accordance with Auditing Standard on Review Engagements ASRE 2410 *Review of a Financial Report Performed by the Independent Auditor of the Entity*, in order to state whether, on the basis of the procedures described, we have become aware of any matter that makes us believe that the half-year financial report is not in accordance with the *Corporations Act 2001* including: giving a true and fair view of the Consolidated Entity's financial position as at 31 December 2025 and its performance for the half-year ended on that date; and complying with Accounting Standard AASB 134 *Interim Financial Reporting* and the *Corporations Regulations 2001*.

A review of a half-year financial report consists of making enquiries, primarily of persons responsible for financial and accounting matters, and applying analytical and other review procedures. A review is substantially less in scope than an audit conducted in accordance with Australian Auditing Standards and consequently does not enable us to obtain assurance that we would become aware of all significant matters that might be identified in an audit. Accordingly, we do not express an audit opinion.

Perth, WA  
Dated: 13 March 2026



RSM AUSTRALIA



AIK KONG TING  
Partner

