

Monthly net tangible asset (NTA) backing per share and top 20 investments as at 28 February 2026

	Before Tax*	After Tax*
28 February 2026	\$3.06	\$2.81
31 January 2026	\$3.18	\$2.89

*The before and after tax numbers relate to the provision for deferred tax on the unrealised capital gains or losses in the Company's investment portfolio. The Company is a long term investor and does not intend disposing of its total long term investment portfolio. Under current Accounting Standards, the Company is required to provide for the tax effects of any capital gains or losses that may arise on such a theoretical disposal, after the utilisation of any brought forward losses.

Key facts

Investment objectives: Mirrabooka aims to provide medium to long term investment gains through holding core investments in selected small and medium sized companies (companies which fall outside the S&P/ASX 50 Leaders Index) and to provide attractive dividend returns to shareholders from these investments.

Benchmark: Combined S&P/ASX Mid 50 and Small Ordinaries Accumulation Indices.

Size of portfolio: \$696.5 million at 28 February 2026.

Low Management cost: 0.54 per cent, no additional fees.

Investment style: long-term, fundamental, bottom-up.

Suggested investment period: Five years to 10 years or longer.

Net asset backing (NTA): Estimated NTA released weekly and a monthly NTA with top 20 investments.

Listed on ASX: code MIR.

Key benefits

Diversified portfolio primarily of ASX-listed Australian equities.

Tax-effective income via fully franked dividends.

Consistent after tax paid investment returns achieved over the long term.

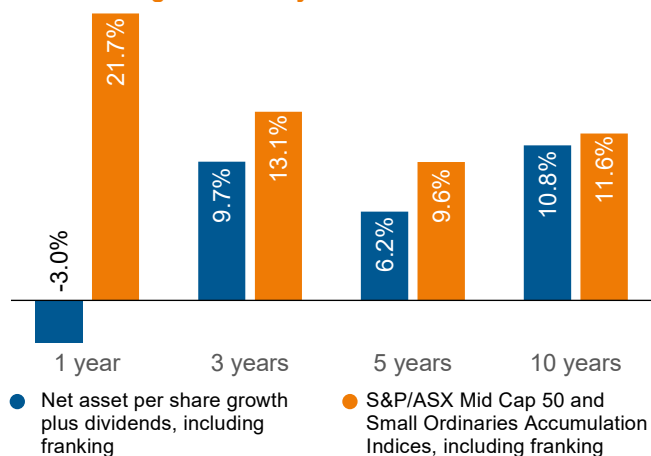
Professional management and an experienced Board, investment and management team.

Low-cost investing.

Ease of investing, transparent ASX pricing, good liquidity in shares.

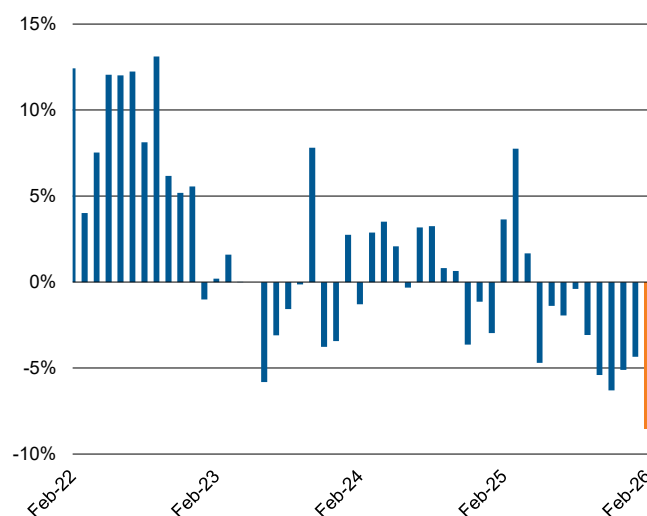
Shareholder meetings on a regular basis.

Portfolio performance percentage per annum-periods ending 28 February 2026*



* Assumes an investor can take full advantage of the franking credits. Past performance is not indicative of future performance.

Share price premium/discount to NTA



Release authorised by Matthew Rowe, Company Secretary
Mirrabooka Investments Limited (MIR) – ABN 31 085 290 928

Level 21, 101 Collins Street, Melbourne Victoria 3000
(03) 9650 9911 | invest@mirra.com.au | mirra.com.au

Share Registrar
MUFG Corporate Markets (AU) Limited
au.investorcentre.mpms.mufg.com

1300 551 346 (in Australia)
mirra@cm.mpms.mufg.com

Portfolio facts

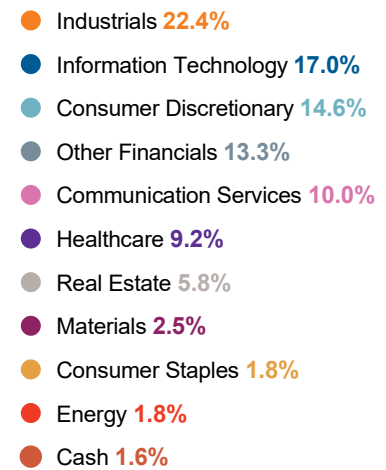
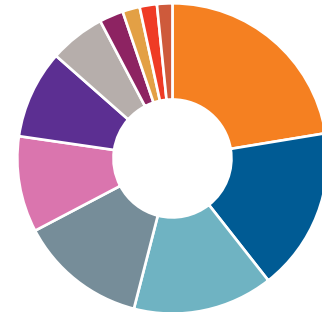
Top 20 investments valued at closing prices at 27 February 2026

	Total Value \$ Million	% of the Portfolio
1 Macquarie Technology Group	51.0	7.4%
2 ALS	26.6	3.9%
3 ARB Corporation	23.1	3.4%
4 CAR Group	22.4	3.3%
5 ResMed	20.4	3.0%
6 Temple & Webster Group	18.8	2.7%
7 EVT	18.6	2.7%
8 Mainfreight	16.9	2.5%
9 Breville Group	16.8	2.5%
10 Gentrack Group	15.7	2.3%
11 Life360	14.3	2.1%
12 REA Group	13.7	2.0%
13 Region Group	13.5	2.0%
14 Cleanaway Waste Management	13.4	2.0%
15 Channel Infrastructure NZ	12.0	1.8%
16 Netwealth Group	11.7	1.7%
17 Auckland International Airport	11.5	1.7%
18 AUB Group	11.3	1.6%
19 SEEK	11.0	1.6%
20 James Hardie Industries	11.0	1.6%
Total	353.7	

As percentage of total portfolio value (excludes cash)

51.6%

Investment by sector at 28 February 2026



Important Information

This information has been prepared by Mirrabooka Investments Limited (MIR) (ABN 31 085 290 928) and is provided by Australian Investment Company Services Limited, holder of Australian Financial Services Licence 303209 (Provider). To the extent that this information includes any financial product advice, the advice is of a general nature only and does not take into account any individual's objectives, financial situation or particular needs. Before making an investment decision an individual should assess whether it meets their own needs and consult an appropriately licensed financial adviser. The information contained in these materials have been prepared in good faith. However, no warranty (express or implied) is made as to the accuracy, completeness or reliability of any statements, estimates or opinions or other information contained in these materials (any of which may change without notice) and to the maximum extent permitted by law, the Disclosers disclaim all liability and responsibility (including, without limitation, any liability arising from fault or negligence on the part of any or all of the Disclosers) for any direct or indirect loss or damage which may be suffered by any recipient through relying on anything contained in or omitted from these materials. A copy of the relevant Financial Services Guide can be found on Mirrabooka's website: www.mirra.com.au