



**2026**  
**Appendix 4D &  
Half-year Report**  
**31 December 2025**

# Appendix 4D

## Half year report Period ending on 31 December 2025

Name of entity

DTI Group Ltd
---------------

ABN or equivalent company reference

15 069 791 091
----------------

The information contained in this report relates to the following years:

Current half-year ended	31 December 2025
Previous half-year ended	31 December 2024

### Results for announcement to the market

					<b>\$000s</b>
<b>Revenue</b>	Increased	33.5%	To		5,689
<b>Losses after tax attributable to members</b>	Decreased	95.5%	To		(36)
<b>Losses after tax attributable to owners of the parent</b>	Decreased	95.5%	To		(36)

<b>Dividend payments</b>	Amount per security	Franked amount per security
<u>Year ended 30 June 2025</u> Final dividend (cents per share)	-	-
<u>Half year ended 31 December 2025</u> Interim dividend (cents per share)	-	-
Record date for determining entitlement to dividend	n/a	
Date the interim 2025 dividend is payable	n/a	

<b>Net tangible assets</b>	Current HY \$	Previous HY \$
Net tangible assets per ordinary security	\$0.002	\$0.001

<b>Total interim dividend to be paid on all securities</b>	Current HY \$	Previous HY \$
Ordinary securities	nil	nil

### **Audit/review status**


<b>This report is based on accounts to which one of the following applies:</b> (Tick one)			
The accounts have been audited	<input type="checkbox"/>	The accounts have been subject to review	<input checked="" type="checkbox"/>
The accounts are in the process of being audited or subject to review	<input type="checkbox"/>	The accounts have not yet been audited or reviewed	<input type="checkbox"/>

If the accounts contain an independent audit report or review that is subject to a modified opinion, emphasis of matter or other matter paragraph, a description of the modified opinion, emphasis of matter or other matter paragraph:

Emphasis of matter relating to going concern

***The above information should be read in conjunction with the attached Half Year Report for the period ending 31 December 2025.***

This report is based on accounts that have been reviewed.



**Greg Purdy**  
Chairman

**Date: 27 February 2026**



**2026**  
**Half-year Report**



# 2026 Half-year Report

## Contents

<b>Contents</b> .....	<b>2</b>
<b>Directors' Report</b> .....	<b>3</b>
<b>Board of Directors</b> .....	<b>3</b>
<b>Condensed Consolidated Statement of Profit or Loss and Other Comprehensive Income</b> ...	<b>9</b>
<b>Condensed Consolidated Statement of Financial Position</b> .....	<b>10</b>
<b>Condensed Consolidated Statement of Changes in Equity</b> .....	<b>11</b>
<b>Condensed Consolidated Statement of Cash Flows</b> .....	<b>12</b>
<b>Notes to the Condensed Consolidated Financial Statements</b> .....	<b>13</b>
<b>Directors' Declaration</b> .....	<b>18</b>
<b>Corporate Directory</b> .....	<b>22</b>

# Directors' Report

In compliance with the provisions of the Corporations Act (2001), the Directors of DTI Group Ltd ("DTI" or "Company") present the financial report of the Company and its subsidiaries ("Group") for the half year ended 31 December 2025.

## Board of Directors

### GREG PURDY

*Non-Executive Chairperson*



Mr. Purdy is an experienced corporate executive in the technology and communications sectors and has led major technology projects throughout his career. Mr. Purdy is a former senior executive with NTT Data, Hewlett Packard, Telstra, and the Tenix Group.

### STEVE GALLAGHER

*Non-Executive Director*



Mr. Gallagher has experience in industrial automation, building technology, power systems and payment solutions and has held senior executive positions with a range of engineering technology companies including Vix Technology, ERG Ltd and Siemens AG. More recently Steve has been a director of several listed and public companies including Hong Kong listed CCRTT, Optal Ltd, Vix Technology Ltd, KubaPay, Littlepay, Orbital UAV and Snapper Services.

### ANDREW LEWIS

*Non-Executive Director*



Mr. Lewis was appointed to the Board on 16 October 2018. Mr. Lewis holds a Bachelor of Economics from Monash University and has a background in real estate, hospitality and project management and currently holds a senior management position with Morris Group, a privately held business operating across the tourism, hospitality, renewable energy, finance, technology, and aviation sectors.

### CHRIS AFENTOULIS

*Non-Executive Director*



Mr. Afentoulis was appointed to the Board on 19 November 2019. Mr. Afentoulis is a qualified chartered accountant and a graduate of the Australian Institute of Company Directors. With more than 16 years' experience in professional services and senior executive positions including finance, management, and corporate strategy with multiple IT service and technology companies.

### PAUL GILLESPIE

*Non-Executive Director*



Mr. Gillespie joined the Board in November 2022 and has over 20 years of experience in the Smart Parking and Transportation marketplace where he has held several leadership positions. Mr. Gillespie is currently the Managing Director and CEO of ASX listed, Smart Parking, (ASX:SPZ), a position he has held since January 2013. Before joining Smart Parking, Paul was a leading figure in the UK parking industry, having held senior positions at Xerox Parking Services where he was successful in leading two business units providing hardware and software solutions to a variety of public and private organisations.

## Company Secretary

### Mr. Jack Rosagro

Mr Rosagro's appointment was effective on the 17th of December 2025.

Mr Rosagro is an experienced Company Secretary and Corporate Governance Advisor to a portfolio of ASX listed companies in a range of industries including Software, Biotechnology, and Mineral Exploration.

Mr Rosagro's qualifications include a Bachelor of Commerce (Finance) and a Graduate Diploma in Applied Corporate Governance. He is a fellow member of the Governance Institute of Australia.

## Principal activities

The principal activities of the Group for the financial period were the development, manufacture and supply of integrated surveillance, passenger communication systems, telematics and fleet management solutions for the global mass transit industry and other related markets.

There were no significant changes in the nature of the activities of the Group during the period.

## Operating and Financial Review

DTI's customers are transit agencies, transit vehicle manufacturers and transit operators. The Company offers the following products and services:

- Advanced surveillance solutions:
  - specialised hardware systems incorporating video, audio, GPS tracking, communications, and high-speed recording technology; and
  - sophisticated device and data management software to provide comprehensive, fleet-wide, CCTV and vehicle management solutions.
- Passenger communication solutions:
  - specialised hardware systems such as graphical and high brightness displays;
  - public address and hearing aid loop communications, passenger emergency communications;
  - driver awareness systems incorporating live viewing of passengers, supported by sophisticated device and content management software to provide a comprehensive, fleet-wide, passenger information management solution; and
  - real time passenger information presentations and infotainment systems on graphical displays.
- Video analytics:
  - patented algorithms to capture the intersection point between the overhead power line and the pantograph arm; and
  - advanced machine learning algorithms for driver monitoring and object detection.
- Telematics solutions:
  - integration to vehicle systems to provide real time information;
  - Liveview surveillance cameras;
  - Customised operational reporting.

- Managed services:
  - video management, vehicle data analysis and monitoring, schedule adherence analysis; and
  - IT infrastructure, help desk, technical support, monitoring, and first-line maintenance.

DTI markets and distributes its product range to customers worldwide, both directly and in conjunction with a network of integrators and business partners.

## Shareholder returns

The table below sets out summary information about the Group's earnings and movement in shareholder wealth for the half year ended 31 December 2025.

		31 December 2025	31 December 2024
Operating Revenue	\$	<b>5,689,073</b>	<b>4,262,742</b>
EBITDA / (negative EBITDA)	\$	464,122	(243,538)
EBIT / (negative EBIT)	\$	145,975	(554,797)
Net loss after tax	\$	(35,624)	(787,623)
Basic loss per share	cps	(0.0040)	(0.18)

Net profit/(loss) amounts have been calculated in accordance with Australian Accounting Standards (AASBs).

During the half year ended 31 December 2025, DTI reported revenue of \$5.69 million (Dec 2024: \$4.26 million), a 33% per cent increase attributed to the timing of major project deliveries, commencement of new projects and availability of products.

DTI recorded positive EBIT of \$0.146 million (Dec 2024: negative \$0.555 million). Gross margin was \$0.878 million higher than the PCP with a 4.62% improvement (2025: 47.72%, 2024: 43.10%) in the gross margin percentage.

Operational & Corporate expenses were \$0.091 million (4%) higher than the comparison period.

## Cash Flow

Negative operating cash flow of \$0.351 million (Dec 2024: negative \$0.836 million) for the half-year.

\$0.171 million was applied to investments in plant & equipment and other assets. Financing inflows amounted to \$0.790 million.

## Financial Position

As at the conclusion of the half year, DTI maintained positive cash reserves of \$0.564 million. Net assets were \$4.7 million including the \$0.564 million in cash. Current assets and liabilities were \$7.8 million and \$4.6 million respectively.

## Review of principal business

### Project Wins and Delivery Progress

#### Rio Tinto – Autonomous Locomotives, Pilbara (Australia)

During Q1 FY26, DTI was awarded a contract valued at over AUD \$2 million by Rio Tinto to supply more than 190 ruggedised Network Video Recorders (NVRs). These units will be deployed on autonomous locomotives and un-gated railway crossings in the Pilbara region of Western Australia, providing event monitoring and enhancing operational safety.

Deliveries commenced in December 2025, with the first 25 NVRs shipped in Q2 FY26. The project remains on schedule, with final deliveries expected to be completed by June 2026. This contract further strengthens DTI's position as a leading supplier of robust video and data solutions to the mining and heavy rail sectors.

### Expansion in Europe and Global Framework Agreement with CAF

#### Re-establishment of Direct European Presence

In H1 FY26, DTI reactivated its direct sales and operational presence in Western Europe. The Company has invested in dedicated sales, project management and operational resources to better service OEM and operator customers in the region.

As an early result of this renewed focus, DTI EMEA secured its first UK contract with CAF for the supply of CCTV systems for a fleet of new trains. This win provides a strong platform for further growth in the UK and wider European rail markets.

#### Global Master Framework Agreement with CAF

DTI has executed a global Master Framework Agreement with CAF, the leading Spanish train manufacturer. The agreement standardises commercial and technical terms for DTI's public address, closed-circuit television and information systems (PACIS) across CAF's global projects.

Two contracts have already been awarded under this framework, including the aforementioned UK train CCTV project. The agreement is expected to streamline the tendering and contracting process with CAF and underpin a growing pipeline of international rolling stock opportunities.

### Public Transport and Smart Mobility Solutions

#### Automated Passenger Counting – Volgren / PTA Western Australia

DTI is partnering with Volgren Australia and the Western Australian Public Transport Authority to deploy automated passenger counting (APC) systems on new and retrofitted buses. The technology is designed to:

- Improve the accuracy of patronage and fare collection data;
- Identify fare evasion hotspots; and
- Support optimisation of routes, service frequencies and capacity planning.

This project further embeds DTI's solutions within the Western Australian public transport network and demonstrates the Company's capability in smart mobility and data-driven transport operations.

## Recurring Revenue and Maintenance Contract Growth

### PTA Western Australia – Rail Maintenance

In Q2 FY26, DTI entered into a 5-year contract valued at \$517,862 with the Public Transport Authority of Western Australia for ongoing maintenance of passenger information and surveillance hardware and software across metro and regional rail fleets. This agreement strengthens DTI's recurring revenue base and supports long-term customer relationships with a key Australian transport authority.

### Alstom – Barcelona Trams (Spain)

DTI EMEA also signed a 3-year maintenance and support contract with Alstom, valued at €156,300, for the ongoing support of DTI's CCTV systems installed on new trams in Barcelona. This contract provides recurring revenue in Europe and reinforces DTI's credentials as a long-term technology and service partner to global rolling stock manufacturers.

### Eastern European Growth and MDR-7 Orders

DTI's long-standing integration partner in Eastern Europe won multiple tram and bus CCTV projects during H1 FY26, resulting in an order for an additional 100 MDR-7 on-board servers. These units are in addition to 120 MDR-7 servers already delivered in the first half of FY26.

The MDR-7 platform continues to gain traction as a core component of DTI's on-board video and data offering, supporting both new build and retrofit opportunities in the region.

## Strategy and Outlook

DTI continues to execute its strategy of developing surveillance, communication and passenger information products and solutions for the mass transit industry with a focus on the rail, light rail, truck, and bus verticals. DTI continues to refresh the hardware and software suite to meet and exceed the evolving needs of our current and future customers.

DTI has an identified opportunity pipeline of \$175 million which relates to work that is expected to be awarded over the next four years, including approximately \$40 million expected to be decided in the next six months. There is significant investment being made in public transport across the globe and this has increased the quantity of tenders being released. Realisation of this opportunity pipeline is expected to provide a baseload revenue for the Company from which it can continue to grow its market share and develop new products and solutions for its customers.


## Significant Changes in State of Affairs

There were no significant changes in the state of affairs of the consolidated entity during the financial half-year.

## Auditor's independence declaration

The auditor's independence declaration, as required under section 307C of the Corporations Act 2001, is included on page 21 of the half-year report.

This Directors' report is signed in accordance with a resolution of the Board of Directors made pursuant to section 306(3) of the *Corporations Act 2001*.



**Greg Purdy**  
Chairperson

27 February 2026  
Melbourne, Australia

# Condensed Consolidated Statement of Profit or Loss and Other Comprehensive Income

for the half-year ended 31 December 2025

	Note	31 Dec 2025 \$	31 Dec 2024 \$
Sales revenue	2	5,689,073	4,262,742
Cost of goods sold		(2,974,023)	(2,425,406)
<b>Gross margin</b>		<b>2,715,050</b>	<b>1,837,336</b>
Operational overheads		(1,286,916)	(1,016,632)
Impairment reversal / (expense)	3	(84,000)	(57,297)
Other income		14,439	8,019
Other expenses	3	(3,850)	55,293
Corporate overheads		(890,601)	(1,070,257)
Depreciation/amortisation		(318,147)	(311,259)
Net interest		(181,599)	(232,826)
<b>Net loss before tax</b>		<b>(35,624)</b>	<b>(787,623)</b>
Tax expense		–	–
<b>Net loss after tax</b>		<b>(35,624)</b>	<b>(787,623)</b>
<b>Other comprehensive income/(loss)</b>			
Items that may be reclassified to profit or loss:			
Exchange differences		(81,288)	(23,966)
<b>Total other comprehensive income/(loss)</b>		<b>(81,288)</b>	<b>(23,966)</b>
<b>Total comprehensive loss for the period</b>		<b>(116,912)</b>	<b>(811,589)</b>
<b>Total comprehensive loss is attributable to:</b>			
Owners of DTI Group Ltd		(116,912)	(811,589)
<b>Loss per share for loss attributable to the ordinary equity holders of the Company:</b>			
Basic loss per share (cents per share)		(0.0040)	(0.18)
Diluted loss per share (cents per share)		(0.0040)	(0.18)

The above condensed consolidated statement of profit or loss and other comprehensive income should be read in conjunction with the accompanying notes.

# Condensed Consolidated Statement of Financial Position

as at 31 December 2025

	Note	31 Dec 2025 \$	30 June 2025 \$
<b>Current assets</b>			
Cash and cash equivalents		564,098	297,868
Trade and other receivables	4	1,869,873	2,232,239
Contract assets		749,778	445,318
Inventories		4,030,988	3,730,780
Other current assets	5	561,986	790,390
<b>Total current assets</b>		<b>7,776,723</b>	<b>7,496,595</b>
<b>Non-current assets</b>			
Other assets	5	125,000	–
Property, plant and equipment		180,235	193,096
Intangible assets	6	2,062,828	2,142,627
Contract assets		–	102,322
Right of use asset		153,303	105,018
<b>Total non-current assets</b>		<b>2,521,366</b>	<b>2,543,063</b>
<b>Total assets</b>		<b>10,298,089</b>	<b>10,039,658</b>
<b>Current liabilities</b>			
Trade and other payables		2,704,815	3,659,960
Contract liabilities		803,109	417,730
Borrowings		385,687	246,458
Lease liability		117,171	109,489
Provisions		625,885	747,144
<b>Total current liabilities</b>		<b>4,636,667</b>	<b>5,180,781</b>
<b>Non-current liabilities</b>			
Borrowings		700,763	–
Provisions		248,157	74,267
Lease liability		53,227	–
<b>Total non-current liabilities</b>		<b>1,002,147</b>	<b>74,267</b>
<b>Total liabilities</b>		<b>5,638,814</b>	<b>5,255,048</b>
<b>Net assets</b>		<b>4,659,275</b>	<b>4,784,610</b>
<b>Equity</b>			
Contributed equity	7	38,519,949	38,528,372
Reserves		56,565	137,853
Accumulated losses		(33,917,239)	(33,881,615)
<b>Total equity</b>		<b>4,659,275</b>	<b>4,784,610</b>

The above condensed consolidated statement of financial position should be read in conjunction with the accompanying notes.

# Condensed Consolidated Statement of Changes in Equity

for the half-year ended 31 December 2025

	Contributed Equity \$	Employee Share Plan Reserve \$	Foreign Currency Translation Reserve \$	Accumulated Losses \$	Total \$
<b>At 1 July 2025</b>	38,528,372	478,968	(341,115)	(33,881,615)	4,784,610
Loss for the period				(35,624)	(35,624)
Other comprehensive income/(loss)			(81,288)		(81,288)
Total comprehensive income/(loss) for the period			(81,288)	(35,624)	(116,912)
<b>Transactions with owners in their capacity as owners</b>					
Shares issued to employees	–	–	–	–	–
Issue of share capital	–	–	–	–	–
Capital raising costs	(8,423)	–	–	–	(8,423)
<b>At 31 December 2025</b>	38,519,949	478,968	(422,403)	(33,917,239)	4,659,275
<b>At 1 July 2024</b>	35,908,371	478,968	(302,477)	(32,180,916)	3,903,946
Loss for the period	–	–	–	(787,623)	(787,623)
Other comprehensive loss	–	–	(23,966)	–	(23,966)
Total comprehensive loss for the period	–	–	(23,966)	(787,623)	(811,589)
<b>Transactions with owners in their capacity as owners</b>					
Shares issued to employees	–	–	–	–	–
Issue of share capital	–	–	–	–	–
Shares issued to extinguish loan	–	–	–	–	–
<b>At 31 December 2024</b>	35,908,371	478,968	(326,443)	(32,968,539)	3,092,357

The above condensed consolidated statement of changes in equity should be read in conjunction with the accompanying notes.

# Condensed Consolidated Statement of Cash Flows

for the half-year ended 31 December 2025

	31 Dec 2025	31 Dec 2024
	\$	\$
<b>Cash flows used in operating activities</b>		
Receipts from customers	6,185,201	4,190,731
Payments to suppliers and employees	(6,450,414)	(4,896,445)
Interest received	1,281	1,198
Interest paid	(87,298)	(131,009)
Tax Paid	-	-
<b>Net cash inflow/(outflow) used in operating activities</b>	<b>(351,230)</b>	<b>(835,525)</b>
<b>Cash flows used in investing activities</b>		
Payments for plant and equipment	(7,250)	(1,777)
Proceeds from sale of plant and equipment	-	-
Payments for intangible assets	(164,131)	(119,144)
<b>Net cash outflow used in investing activities</b>	<b>(171,381)</b>	<b>(120,921)</b>
<b>Cash flows from financing activities</b>		
Repayment of principle portion of lease liabilities	(52,975)	(50,704)
Proceeds from borrowings	923,243	1,026,969
Repayment of borrowings	(79,795)	(63,134)
<b>Net cash inflow from financing activities</b>	<b>790,473</b>	<b>913,131</b>
<b>Net (decrease)/increase in cash and cash equivalents</b>	<b>267,862</b>	<b>(43,315)</b>
Cash and cash equivalents at the beginning of the period	297,868	478,362
Effect of foreign exchange on opening balances	(1,632)	11,346
<b>Cash and cash equivalents at the end of the period</b>	<b>564,098</b>	<b>446,393</b>

The above condensed consolidated statement of cash flows should be read in conjunction with the accompanying notes.

# Notes to the Condensed Consolidated Financial Statements

## Note 1: Basis of preparation of half-year report

This condensed consolidated interim financial report for the half-year reporting period ended 31 December 2025 has been prepared in accordance with Accounting Standard AASB 134 Interim Financial Reporting and the Corporations Act 2001.

This condensed consolidated interim financial report does not include all the notes of the type normally included in an annual financial report. Accordingly, this report is to be read in conjunction with the annual report for the year ended 30 June 2025 together with public announcements and documents made by the Company during the interim reporting period in accordance with the continuous disclosure obligations of the Corporations Act 2001 and ASX Listing Rules.

DTI is a for-profit company, limited by shares, incorporated in Australia and its shares have been publicly traded on the Australian Securities Exchange since 9 December 2014.

The accounting policies adopted are consistent with those of the previous financial year and corresponding interim reporting period.

## Note 2: Segment information

The CODM is the Chief Executive Officer (CEO) who monitors the operating results of the consolidated Group and organises its business activities and product lines to serve the global mass transit industry. The performance of the consolidated Group is evaluated based on Earnings before Interest, Taxes, Depreciation and Amortisation ("EBITDA") which is measured in accordance with the Group's accounting policies. The Group only has one reportable segment which is the transit industry.

The following is an analysis of the Group's revenue and results from continuing operations by the reportable segment.

Segment Revenues and Results	31 Dec 2025		31 Dec 2024	
	\$		\$	
Sales revenue	5,689,073		4,262,742	
Cost of goods sold	(2,974,023)		(2,425,406)	
<b>Gross Margin</b>	2,715,050		1,837,336	
<b>Gross Margin %</b>	48%		43%	
Other income	14,439		8,019	
Impairment of inventory	(60,000)		(60,000)	
Impairment of Trade Receivables	(24,000)		2,703	
Foreign exchange gain/(loss)	(3,850)		55,293	
Operational overheads	(1,286,916)	(1,016,632)		
Corporate overheads	(890,601)	(1,070,257)	(2,086,889)	
<b>EBITDA</b>	464,122		(243,538)	
Depreciation/amortisation	(318,147)		(311,259)	
<b>EBIT</b>	145,975		(554,797)	
Net Interest and finance loss	(181,599)		(232,826)	
<b>Net loss before tax</b>	(35,624)		(787,623)	
Tax benefit/(expense)	-		-	
<b>Net loss after tax</b>	(35,624)		(787,623)	

## Note 2: Segment information (cont'd)

Segment Assets and Liabilities	31 Dec 2025 \$	30 June 2025 \$
<b>Total Assets &amp; Liabilities</b>		
Consolidated total assets	10,298,089	10,039,658
Consolidated total liabilities	5,638,814	5,255,048
<b>Geographical Assets</b>		
Australia	9,666,101	9,554,240
Others	631,988	485,418
	10,298,089	10,039,658
<b>Geographical Liabilities</b>		
Australia	5,195,013	4,871,390
Others	443,801	383,658
	5,638,814	5,255,048

**Major customers**

DTI supplies goods and services to a broad range of customers in the transit industry. During the reporting period, five (Dec 2024: five) major customers accounted for more than 60 per cent (Dec 2024: 59 per cent) of the Group's revenue.

## Note 3: Impairment costs and other expenses

	31 Dec 2025 \$	31 Dec 2024 \$
<b>Impairment reversal / (expense)</b>		
Inventory	(60,000)	(60,000)
Trade Receivables	(24,000)	2,703
	(84,000)	57,297
<b>Other Expenses</b>		
Foreign exchange (loss) / gain	(3,851)	55,293
	(3,851)	55,293

## Note 4: Trade and other receivables

Trade receivables and other receivables are recorded at amounts due less any allowance for doubtful debts.

	31 Dec 2025 \$	30 Jun 2025 \$
<b>Current</b>		
Trade receivables (net of expected credit loss)	1,659,574	1,977,245
Other debtors	210,299	254,994
	1,869,873	2,232,239

## Note 4: Trade and other receivables (cont'd)

**Impaired trade receivables**

At 31 December 2025, the assessment of expected credit loss associated with the Group's trade receivables is conducted on a forward looking basis with a current balance of \$32,874.

## Note 5: Other assets

	31 Dec 2025	30 Jun 2025
	\$	\$
<b>Other Assets – Current</b>		
Cash deposit held for bank guarantee	50,000	275,000
Cash deposit	104,247	106,755
Prepayments	407,739	408,635
	561,986	790,390
<b>Other Assets – Non-Current</b>		
Cash deposit held for bank guarantee	125,000	–

## Other Assets cash deposits:

– For bank guarantees – Current – The Company has given bank guarantees relating to performance requirements of contracts. A bank guarantee in relation to this contract of \$50,000 (2025: \$150,000) is included in the amounts above.

– For bank guarantees – Non-current – Under the contract for the lease of land on which the office and workshop facilities are situated, the Company may at some future point (at the option of the Lessor) be required to “make good” the land and remove the building and any improvements thereon. A bank guarantee of \$125,000 (2025: \$125,000) for this contract is included in the amounts above. Due to the intended extension of the lease, the cash deposit held for the bank guarantee has been reclassified from current to non-current as at 31 December 2025.

– Other cash deposit – Current – Additional cash deposits relate to the cash backing of credit cards and an undeposited foreign cheque.

The cash deposits noted above are therefore, not available for general use by the Group.

## Note 6: Intangible assets

	Development Costs	Patents	Total
	\$	\$	\$
<b>At 31 December 2025</b>			
Cost (gross carrying amount)	2,894,812	887,568	3,782,380
Accumulated amortisation	(1,068,108)	(651,444)	(1,719,552)
Net carrying amount	1,826,704	236,124	2,062,828
<b>Movements in carrying amounts</b>			
Balance at 1 July 2025	1,906,609	236,018	2,142,627
Additions	136,861	27,270	164,131
Amortisation expense (net)	(216,766)	(27,164)	(243,930)
Net carrying amount	1,826,704	236,124	2,062,828

## Note 6: Intangible assets (cont'd)

**At 30 June 2025**

Cost (gross carrying amount)	2,757,951	889,871	3,647,822
Accumulated amortisation	(851,342)	(653,853)	(1,505,195)
Net carrying amount	1,906,609	236,018	2,142,627

**Movements in carrying amounts**

Balance at 1 July 2024	2,116,923	264,657	2,381,580
Additions	193,915	25,904	219,819
Amortisation expense	(404,229)	(54,543)	(458,772)
Net carrying amount	1,906,609	236,018	2,142,627

**(a) Development costs**

Development costs are carried at cost less accumulated amortisation and accumulated impairment losses. The net development costs have been subject to impairment testing. If an impairment indicator arises, the recoverable amount is estimated, and an impairment loss is recognised to the extent that the recoverable amount is lower than the carrying amount.

**(b) Patents**

Patents have been externally acquired and are carried at cost less accumulated impairment losses. This intangible asset has been assessed as having a useful life and is amortised using the straight-line method over a period of 10 years. The patents have been granted for between fifteen and twenty years by the relevant government agency. If an impairment indication arises, the recoverable amount is estimated, and an impairment loss is recognised to the extent that the recoverable amount is lower than the carrying amount.

## Note 7: Contributed equity

	31 Dec 2025 No.	31 Dec 2025 \$	30 Jun 2025 No.	30 Jun 2025 \$
<b>Ordinary shares</b>				
Balance at the beginning of financial period	895,548,853	38,528,372	446,997,439	35,908,371
Issue of share capital	–	–	448,551,414	2,691,309
Capital raising costs	–	(8,423)	–	(71,308)
Balance at the end of the financial period*	895,548,853	38,519,949	895,548,853	38,528,372

\*Balance excludes 1,553,975 Treasury Shares held in trust for the DTI Employee Share Plan (DESP) which is currently on hold.

Fully paid ordinary shares carry one vote per share and carry the right to dividends.

Ordinary shares have no par value and the Company does not have a limited amount of authorised capital.

Please note that the capital raising costs in the above table relate to costs incurred for the rights issue completed in June 2025 with invoices received after the reporting date.

## Note 8: Going Concern

The half-year financial statements have been prepared on a going concern basis, which contemplates the continuity of normal business activity and the realisation of assets and the settlement of liabilities in the ordinary course of business.

### Note 8: Going Concern (cont'd)

The Group has incurred net losses before tax of \$35,624 (31 December 2024: \$(787,623)) for the half year ended 31 December 2025. As of 31 December 2025, the group had cash and cash equivalents of \$564,098 (30 June 2025: \$297,868).

The Directors believe the Group will continue as a going concern based on the following considerations:

- The business forecast shows positive cash flow for the next 12 months;
- The successful implementation of the turnaround plan including a continued focus on projects and contracts that generate positive returns;
- Continued improvement in project performance coupled with a strong working capital and net asset position;
- Continued reduction of cash burn; and
- Implementation of the new strategy to return DTI Group to profitability.

The ability of the Group to continue as a going concern may be dependent upon continued financial support from its Directors, related parties and creditors, and on securing additional funding through capital raising or debt funding to continue to meet its working capital requirements in the next 12 months. These conditions indicate a material uncertainty that may cast significant doubt that the Group will continue as a going concern and therefore, that it may be unable to realise its assets and discharge its liabilities in the normal course of business.

Should the Group be unable to continue as a going concern, it may be required to realise its assets and extinguish its liabilities other than in the normal course of business and at amounts different from those stated in the financial report. The financial report does not include any adjustments relating to the recoverability and classification of recorded asset amounts nor to the amounts and classification of liabilities that may be necessary should the Group be unable to continued as a going concern.

### Note 9: Subsequent events

No matters or circumstances have arisen that have significantly affected or may significantly affect the operations of DTI Group Ltd, the results of those operations or the state of affairs of DTI Group Ltd in subsequent years that is not otherwise disclosed in this report.

### Note 10: Fair value measurement of financial instruments

The carrying amount of financial assets and financial liabilities recorded in the financial statements represents their respective net fair values.

The estimated fair value of financial instruments has been determined by the Company using available market information and appropriate valuation methods. The estimates presented are not necessarily indicative of the amounts that will ultimately be realised by the Company upon maturity or disposal. The use of different market assumptions and/or estimation methods may have a material effect on the estimated fair value amounts.


For cash and cash equivalents, current receivables, accounts payable, interest accrual and short-term debts, the carrying amounts approximate fair value, because of the short maturity of these instruments, and therefore fair value information is not included.

# Directors' Declaration

In the opinion of the directors of the Company:

- (a) The financial statements and notes as set out on pages 9 to 17 are in accordance with the Corporations Act 2001 and:
  - (i) comply with Accounting Standards, the Corporations Regulations 2001 and other mandatory professional reporting requirements.
  - (ii) give a true and fair view of the consolidated entity's financial position as at 31 December 2025 and of its performance for the half-year ended on that date.
- (b) In the directors' opinion, there are reasonable grounds to believe that the company will be able to pay its debts as and when they become due and payable.

This declaration is made in accordance with a resolution of the Board of directors and is signed for and on behalf of the directors by:



**Greg Purdy**

Chairperson

27 February 2026  
Melbourne, Australia

## HALL CHADWICK

### INDEPENDENT AUDITOR'S REVIEW REPORT TO THE MEMBERS OF DTI GROUP LIMITED

#### Conclusion

We have reviewed the accompanying half-year financial report of DTI Group Limited ("the Company") and Controlled Entities ("the Group") which comprises the condensed consolidated statement of financial position as at 31 December 2025, the condensed consolidated statement of profit or loss and other comprehensive income, condensed consolidated statement of changes in equity and condensed consolidated statement of cash flows for the half-year ended on that date, a summary of material accounting policies and other selected explanatory notes, and the directors' declaration.

Based on our review, which is not an audit, we have not become aware of any matter that makes us believe that the half-year financial report of DTI Group Limited and Controlled Entities does not comply with the *Corporations Act 2001* including

- a. Giving a true and fair view of the DTI Group Limited financial position as at 31 December 2025 and of its performance for the half-year ended on that date; and
- b. Complying with Accounting Standard AASB 134: *Interim Financial Reporting* and *Corporations Regulations 2001*.

#### Basis for Conclusion

We conducted our review in accordance with ASRE 2410 *Review of a Financial Report Performed by the Independent Auditor of the Entity*. Our responsibilities are further described in the *Auditor's Responsibilities for the Review of the Financial Report* section of our report. We are independent of the Company in accordance with the auditor independence requirements of the *Corporations Act 2001* and the ethical requirements of the Accounting Professional and Ethical Standards Board's APES 110 *Code of Ethics for Professional Accountants* that are relevant to our audit of the annual financial report in Australia. We have also fulfilled our other ethical responsibilities in accordance with the Code.

We confirm that the independence declaration required by the *Corporations Act 2001* which has been given to the directors of the Company, would be in the same terms if given to the directors as at the time of this auditor's review report.

#### Material Uncertainty Related to Going Concern

We draw attention to Note 8 in the financial report, which indicates that the Group incurred a net loss of \$35,624 during the half year ended 31 December 2025. As stated in Note 8 these events or conditions, along with other matters as set forth in Note 8, indicate that a material uncertainty exists that may cast significant doubt on the Group's ability to continue as a going concern. Our conclusion is not modified in respect of this matter.

Independent Member of  
  
The Association of Advisory  
and Accounting Firms

PERTH • SYDNEY • MELBOURNE • BRISBANE • ADELAIDE • DARWIN  
Hall Chadwick WA Audit Pty Ltd ABN 33 121 222 802  
Liability limited by a scheme approved under Professional Standards Legislation.  
Hall Chadwick Association is a national group of independent Chartered Accountants and Business Advisory firms.  
[hallchadwickwa.com.au](http://hallchadwickwa.com.au)

PO Box 1288 Subiaco WA 6904  
283 Rokeby Rd Subiaco WA 6008  
T: +61 8 9426 0666

## HALL CHADWICK

### Responsibility of the Directors for the Financial Report

The directors of the DTI Group Limited are responsible for the preparation of the half-year financial report that gives a true and fair view in accordance with Australian Accounting Standards and the *Corporations Act 2001* and for such control as the directors determine is necessary to enable the preparation of the half-year financial report that gives a true and fair view and is free from material misstatement, whether due to fraud or error.

### Auditor's Responsibility for the Review of the Financial Report

Our responsibility is to express a conclusion on the half-year financial report based on our review. ASRE 2410 requires us to conclude whether we have become aware of any matter that makes us believe that the half-year financial report is not in accordance with the *Corporations Act 2001* including giving a true and fair view of the Group's financial position as at 31 December 2025 and its performance for the half-year ended on that date, and complying with Accounting Standard AASB 134 *Interim Financial Reporting* and the *Corporations Regulations 2001*.

A review of a half-year financial report consists of making enquiries, primarily of persons responsible for financial and accounting matters, and applying analytical and other review procedures. A review is substantially less in scope than an audit conducted in accordance with Australian Auditing Standards and consequently does not enable us to obtain assurance that we would become aware of all significant matters that might be identified in an audit. Accordingly, we do not express an audit opinion.



HALL CHADWICK WA AUDIT PTY LTD



MICHAEL HILLGROVE CA  
Director

Dated this 27<sup>th</sup> day of February 2026  
Perth, Western Australia

## HALL CHADWICK

To the Board of Directors,

### AUDITOR'S INDEPENDENCE DECLARATION UNDER SECTION 307C OF THE CORPORATIONS ACT 2001

As lead audit Director for the review of the financial statements of DTI Group Limited for the period ended 31 December 2025, I declare that to the best of my knowledge and belief, there have been no contraventions of:

- the auditor independence requirements of the *Corporations Act 2001* in relation to the review; and
- any applicable code of professional conduct in relation to the review.

Yours Faithfully,



HALL CHADWICK WA AUDIT PTY LTD



MICHAEL HILLGROVE *ca*  
Director

Dated this 27<sup>th</sup> day of February 2026  
Perth, Western Australia

Independent Member of  
 **PrimeGlobal**  
The Association of Advisory  
and Accounting Firms

PERTH • SYDNEY • MELBOURNE • BRISBANE • ADELAIDE • DARWIN  
Hall Chadwick WA Audit Pty Ltd ABN 33 121 222 802  
Liability limited by a scheme approved under Professional Standards Legislation.  
Hall Chadwick Association is a national group of independent Chartered Accountants and Business Advisory firms.  
[hallchadwickwa.com.au](http://hallchadwickwa.com.au)

PO Box 1288 Subiaco WA 6904  
283 Rokeby Rd Subiaco WA 6008  
T: +61 8 9426 0666

# Corporate Directory

<b>Directors</b>	Mr Greg Purdy Mr Steve Gallagher Mr Andrew Lewis Mr Chris Afentoulis Mr Paul Gillespie	Non-Executive Chairman Non-Executive Director Non-Executive Director Non-Executive Director Non-Executive Director
<b>Company Secretary</b>	Mr Jack Rosagro	
<b>Registered and Principal Office</b>	31 Affleck Road Perth Airport WA 6105 Telephone: (08) 9479 1195 Facsimile: (08) 9479 1190 Website: <a href="http://www.dti.com.au">www.dti.com.au</a>	
<b>Auditor</b>	Hall Chadwick WA Audit Pty Ltd 283 Rokeby Road Subiaco WA 6008	
<b>Share Registrar</b>	Computershare Investor Services Pty Limited Yarra Falls 452 Johnston Street Abbotsford Vic 3067	
<b>Banker</b>	Commonwealth Bank of Australia 300 Murray Street Perth WA 6000	
<b>Stock Exchange Listing</b>	DTI Group Ltd shares are listed on the Australian Securities Exchange (ASX code: DTI)	