



Innovations that work.™

ACN 109 200 900

AUSTRALIAN SECURITIES EXCHANGE ANNOUNCEMENT

Appendix 4D

Half Year Ended 31 December 2025

The current reporting period is the half year ended 31 December 2025. The previous corresponding period is the half year ended 31 December 2024.

Results for announcement to the market:

			31 December 2025	31 December 2024
			\$000's	\$000's
Revenue from ordinary activities	Down	14%	1,150	1,343
Profit / (Loss) from ordinary activities after tax attributable to shareholders	Up	11%	(3,019)	(3,402)
Other income from sale of property	Up	100%	4,452	-
Profit / (Loss) for the half year attributable to shareholders	Up	133%	963	(2,916)

Dividends and other returns to Shareholders

No dividends are proposed and no dividends were declared or paid during the current or prior period.

Commentary on the results for the Half Year

Revenue in prior period slightly higher as supported by sales of Optiblend kits in USA and India totalling \$833,759, The Company recognised other income for the current half year period of \$4,452,466, for sale of property located in Georgia, USA.

The loss from ordinary activities decreased in the current period by \$383k, despite slight reduction in revenue, due to overall reduction in financing costs and administrative expenses of the group.

For the full review of operations please refer to the Half Year Accounts to 31 December 2025 released to market on 27 February 2026.

Net tangible assets per share

	31 December 2025	31 December 2024*
Net tangible assets per share	\$0.0206	\$0.008

*During the period, the company completed twenty (20) to one (1) share consolidation, prior period has been adjusted for comparative purposes.

Gain or loss of control over entities

Eden Innovations Ltd did not gain or lose control over any entities during the period.

Dividend Reinvestment Plans

The Company does not have a dividend reinvestment plan.

Details of associates/joint ventures

The Company does not have any associates and did not participate in any joint ventures at the 31st of December 2025.

Foreign Entities Accounting Standards

N/A

Audit Review

The half year report is based on accounts which have been subject to an independent review and were announced to the market on 27 February 2026. The Eden Innovations Ltd accounts are not subject to dispute or qualification. A material uncertainty related to going concern paragraph has been included in the review report.



Innovations that work.™

Eden Innovations Ltd
(ABN 58 109 200 900)
and Controlled Entities

**Consolidated Interim Financial Report for the
Half-Year Ended 31 December 2025**

CONTENTS

Review of Operations	3
Corporate Directory	5
Directors' Report	6
Auditors Independence Declaration	9
Consolidated Statement of Profit or Loss and Other Comprehensive Income	10
Consolidated Statement of Financial Position	11
Consolidated Statement of Changes in Equity	12
Consolidated Statement of Cash Flows	13
Condensed Notes to the Consolidated Financial Statements	14
Directors' Declaration	22
Independent Auditor's Report	23

REVIEW OF OPERATIONS

Eden Innovations Ltd (ASX:EDE) (“Eden” or “the Company”) and its fully owned subsidiaries (“the Group”) provides the following summary of operations for the period from 1 July 2025 to the date of this report.

EdenCrete®

International Market

- During the half year period Holcim Ecuador S.A placed its third and largest order totaling US\$341,850 (~A\$514,833) for EdenCrete®Pz7.
- Holcim Ecuador has now purchased over A\$1 million of EdenCrete®Pz7 including three container loads of EdenCrete®Pz7 delivered to Holcim Ecuador’s nine largest concrete plants.
- The growing orders from Holcim, following three years of trials in three continents, position EdenCrete® Pz7 as an industry-leading nanomaterial concrete additive.
- Holcim Group is a leading global cement, concrete and building materials company and the developing relationship with Eden remains a key component in the Company’s commercialisation strategy.
- Pz7 trials underway in India, in conjunction with CRRI, that are expected to be completed within the next quarter, and which, if successful in improving flexural strength and reducing permeability, could potentially open up the very large Indian infrastructure and highway markets.
- Follow-up EdenCrete®Pz7 trials underway with the Indian Central Road Research Institute.

US Market

Projects with EdenCrete® Pz7 in the US

- Amrize - Bellview Station Block F project has reached the 12th floor has continues ahead of schedule.
- Peak Materials - Colorado Department of Transportation (CDOT) I-70 Floyd Hill is ongoing and requires 15,000 cubic yards of concrete with Pz7 for large columns that support the fly over bridge sections.
- Smyrna Ready Mix- Westwood Recreation Centre with a total project build cost of USD\$55 million.

OptiBlend®

- Growing interest from rapidly growing North American data centre market due to significant increase in back-up power capability, lower fuel costs and lower emissions,
- Encouraging early progress towards opening new markets for OptiBlend sales in Africa, Middle East and South and Western India, using both direct sales and sales representatives.
- At 31 December 2025, Eden US had live OptiBlend quotations issued of USD\$4,142,100 (approx. AUD\$6,081,472).

US Property Sales and Financing

- On 5 November 2025 the Company, through its wholly owned subsidiary Eden Real Estate, completed the sale of its property and land in Augusta, Georgia for US\$5 million (A\$7.6 million). Proceeds were applied to extension payments, agent’s commissions and other charges along with a repayment of US\$4 million applied to the current iBorrow loan of US\$5.8 million, which reduced the loan by 69% to US\$1.8 million at 31 December 2025.

Corporate Activities

- In late June 2025, the Company announced its plan to restructure the organisation by raising additional working capital through a renounceable rights offer, consolidate the issued share capital and reduction of debt through the conversion of debt to equity. The executed plan would provide a solid basis for the organisation to further advance commercialisation and expansion of its EdenCrete® and OptiBlend® product range globally.

During the half year period, the Company completed the following:

- 8 August 2025 - Share consolidation of twenty (20) to one (1).
- 4 September 2025 – completion of pro-rata renounceable entitlement offers, with cash raised totalling \$835,038 (before payment of the expenses of the issue), including a \$574k reduction in debt with the rights participation of Arkenstone and March Bells.
- 11 August 2025 – conversion of \$4.94m shareholder loans from Arkenstone and March Bells to equity.
- 10 November 2025 – placement of the remaining shortfall securities totalling \$4.35 million (before costs) from its recent entitlement offer to shareholders including participation from Eden’s major shareholder, Noble Energy Pty Ltd, a subsidiary of Tasman Resources Ltd which participated in the placement with \$250,000 (of which was subsequently approved by shareholders on 18 November 2025).
- Additionally, the Company also completed the Georgia Property Sale on 5 November 2025 for US\$5m, with the proceeds reducing the debt by US\$4m, greatly reducing the debt owing to iBorrow by 69% and substantially reducing ongoing debt servicing costs.
- Post period end, the Company finalised a A\$2.2m convertible note with 7 Enterprises, to clear the remaining balance of the debt with iBorrow, with 7 Enterprises converting the debt shortly after on 16 February 2026.
- In line with this conversion, the Company also finalised the settlement of the remaining debts outstanding to Arkenstone and March Bells, and accrued director fees to be converted to equity, subject to shareholder approval, which will eliminate all Company debt and position for growth.
- On 9 February 2026, the Company appointed Non-executive Director and Chief Scientist and Manager of International Business, Dr Allan Godsk to the position of Managing Director of Eden. Dr Godsk’s extensive history and experience will lead the Company into the next phase of global growth, following a period of accelerating commercial momentum and organizational restructuring.

CORPORATE DIRECTORY

DIRECTORS:

Gregory H Solomon LLB (Executive Chairman)
Allan Godsk Larsen M.Sc., Ph.D. (Managing Director)
Douglas H Solomon BJuris LLB (Hons) (Non-Executive)

COMPANY SECRETARY:

Brett Tucker BCom, GradDipAppFin, GradDipCA

REGISTERED OFFICE:

Level 15
197 St Georges Terrace
Perth WA 6000
Tel +61 8 9282 5889
Email: mailroom@edeninnovations.com.au
Website: www.edeninnovations.com

SOLICITORS:

Solomon Brothers
Level 15
197 St Georges Terrace
Perth WA 6000

AUDITORS:

Stantons International Audit and Consulting Pty Ltd
Level 2, 40 Kings Park Road
West Perth
Perth WA 6005

SHARE REGISTRY:

Automic Registry Services
Level 5, 126 Phillip Street
Sydney NSW 2000

STOCK EXCHANGE LISTING:

ASX Code: EDE (ordinary shares); EDEOD (exercise price \$0.18, expire 11 Sep 2026)

Quotation has been granted for all the ordinary shares of the company on all Member Exchanges of the Australian Securities Exchange Limited.

DIRECTORS' REPORT

Your directors submit the financial report of Eden Innovations Ltd (the "Company") and controlled entities (the "Group") for the half-year ended 31 December 2025.

Directors

The names of directors who held office during or since the half-year are as follows. Directors have been in office since the start of the half-year unless otherwise stated.

Mr Gregory H Solomon

Dr Allan Godsk Larsen (Non-executive Director until 9 Feb 2026, appointed as Managing Director on 9 Feb 2026)

Mr Douglas H Solomon

Company Secretary

Mr Brett Tucker

Review of Operations

The net profit after income tax for the half-year was \$1,432,791 (31 December 2024: \$3,402,268 loss).

A review of the operations of the Group during the half-year ended 31 December 2025 is set out in the Review of Operations on Page 3.

Principal Activities

The Group produces and sells a high-performance concrete admixture, EdenCrete® and retrofit dual fuel technology, OptiBlend®, developed for diesel generator sets.

There were no significant changes in the nature of the Group's principal activities during the half-year other than set out in this report.

Going Concern

The interim consolidated financial statements have been prepared on a going concern basis, which contemplates the continuity of normal business activity and the realisation of assets and the settlement of liabilities in the normal course of business.

The consolidated interim financial statements show that the Group incurred net cash outflows from operating activities of \$2,314,568 in the half-year ended 31 December 2025 (31 December 2024: \$1,973,388) and a profit after income tax of \$1,432,791 for the half-year ended 31 December 2025, which included a profit on disposal of the Georgia property of \$4,452,466 (31 December 2024: \$3,402,268 loss). At 31 December 2025, the Group had cash and cash equivalents balance of \$3,656,645 (30 June 2025: \$563,016), a net asset position of \$11,355,061 (30 June 2025: deficit \$1,937,250) and a net working capital of \$3,667,927 as at 31 December 2025 (30 June 2025: deficit \$10,172,592).

In arriving at the going concern basis assessment, the directors have had regard to the fact that based on the matters noted below the Group, in the directors' opinion, will have access to sufficient cash to fund administrative and other committed expenditure for a period of at least 12 months from the date of signing this financial report.

- Property settlement and debt free position – The Company finalised the settlement of its August, Georgia Property during the year and utilised those proceeds, and proceeds from a convertible note to clear the total amount owing to iBorrow and the subsequent conversion of the convertible note.
- Sales revenue – The Company has a strong pipeline of purchase orders, and upcoming projects that utilise OptiBlend® and EdenCrete® products. The team continues to build a strong relationship with its customers, such as Holcim (multi-billion-dollar global construction company) and firmly believe in further international growth.
- Ongoing financial support – Arkenstone and March Bells, related parties of Directors Greg Solomon and Doug Solomon, continue to support the Company and have subsequently agreed to a settlement of remaining debts into equity, as well as their accrued director fees, eliminating all debt agreements with the Company.
- Equity markets – The Company successfully completed a performance rights issue of A\$4.35m and the settlement of a convertible note of A\$2.2m in February 2026, thereby reinforcing the support from its shareholders and strategic partners. Along with the continued exercise of options, Management team and the Board are confident in the renewed shareholder support to raise additional capital if required.

DIRECTORS' REPORT

Going Concern (continued)

Should the Group not achieve the matters set out above, there is material uncertainty whether the Group will continue as a going concern and therefore whether it will realise its assets and extinguish its liabilities in the normal course of business and at the amounts stated in the interim consolidated financial statements.

The interim consolidated financial statements do not include any adjustment relating to the recoverability or classification of recorded asset amounts or to the amounts or classification of liabilities that might be necessary should the Group not be able to continue as a going concern and meet its debts as and when they fall due.

Significant Changes in State of Affairs

Other than disclosed elsewhere in the interim consolidated financial report, there have been no significant changes in the state of affairs that occurred during the half-year.

After Balance Date Events

On 12 January 2026, the Company announced it had secured a \$2.2m convertible note from 7 Enterprises Pty Ltd, with the funds used to assist the repayment of the iBorrow debt of A\$2.7m.

On 4 February 2026, the Company converted 341,780 options into 341,780 ordinary shares at the exercise price of \$0.07 per option.

On 9 February 2026, the Company announced the appointment of Dr Allan Godsk Larsen as Managing Director, who was previously appointed as an Executive Director and Chief Scientist and International Business Manager of Eden.

On 16 February 2026, the Company announced the settlement of the convertible note from 7 Enterprises Pty Ltd, issuing 23,186,458 shares as full satisfaction of the outstanding convertible debt of \$2,202,713 (including accrued interest from 9 February 2026). Additionally, the Company agreed with Arkenstone Pty Ltd and March Bells Pty Ltd (related to directors Greg Solomon and Doug Solomon), and separately with the directors to settle all outstanding debts and accrued director fees through share issues at the same price of the convertible debt, subject to shareholder approval.

On 17 February 2026, the Company converted a further 704,958 options into 704,958 ordinary shares at the exercise price of \$0.07 per option.

Other than advised above, no matters or circumstances have arisen since the end of the half-year which significantly affected or may significantly affect the operations of the Group, the results of those operations, or the state of affairs of the Group in future financial years.

Dividends

No dividends were paid or declared for payment during the half-year.

Risk Management

There have been no material changes to the descriptions of the Group's risk management framework as outlined in the annual financial report as at 30 June 2025.

Rounding amount

In accordance with ASIC Corporations (Rounding in Financial/Directors' Reports) Instrument 2016/191, the amounts in the directors' report and in the consolidated interim financial report have been rounded to the nearest dollar.

Environmental regulation

The Group is not subject to any significant environmental regulation under Australian Commonwealth or State law.

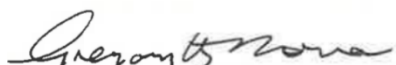
DIRECTORS' REPORT

Auditor's Declaration

The lead auditor's independence declaration under section 307C of the *Corporations Act 2001* is set out on page 9 for the half-year ended 31 December 2025.

This report is signed in accordance with a resolution of the Board of Directors.

Director



Gregory H Solomon

Dated this 27th day of February 2026



PO Box 1908
West Perth WA 6872
Australia
Level 2, 40 Kings Park Road
West Perth WA 6005
Australia
Tel: +61 8 9481 3188
Fax: +61 8 9321 1204
ABN: 84 144 581 519
www.stantons.com.au

27 February 2026

Board of Directors
Eden Innovations Limited
Level 15
197 St Georges Terrace
Perth WA 6000

Dear Directors

RE: EDEN INNOVATIONS LIMITED

In accordance with section 307C of the *Corporations Act 2001*, I am pleased to provide the following declaration of independence to the directors of Eden Innovations Limited.

As Audit Director for the review of the financial statements of Eden Innovations Limited for the half-year ended 31 December 2025, I declare that to the best of my knowledge and belief, there have been no contraventions of:

- (i) the auditor independence requirements of the *Corporations Act 2001* in relation to the review; and
- (ii) any applicable code of professional conduct in relation to the review.

Yours faithfully

STANTONS INTERNATIONAL AUDIT AND CONSULTING PTY LTD
(An Authorised Audit Company)

Samir Tirodkar
Director



**CONSOLIDATED STATEMENT OF PROFIT OR LOSS AND OTHER COMPREHENSIVE INCOME
FOR THE HALF-YEAR ENDED 31 DECEMBER 2025**

	Note	31 Dec 2025	31 Dec 2024
		\$	\$
Revenue	2	1,149,914	1,342,940
Other income	3	4,459,666	11,449
Changes in inventories		47,710	(51,288)
Raw materials and consumables used		(569,555)	(409,478)
Depreciation and amortisation expense		(249,043)	(366,675)
Employee benefits expense		(1,473,541)	(1,335,200)
Finance costs		(803,286)	(952,812)
Legal and consultants		(372,879)	(440,929)
Management fees		(8,182)	(179,092)
Impairment expense		(20,779)	-
Other financial items	4	(27,508)	(49)
Other expenses		(604,327)	(972,687)
Travel and accommodation		(94,165)	(48,447)
Profit / (loss) before income tax		1,434,025	(3,402,268)
Income tax (expense)/benefit		(1,234)	-
Profit / (loss) for the half-year		1,432,791	(3,402,268)
Other Comprehensive Income / (Loss)			
<i>Items that may be reclassified subsequently to profit or loss</i>			
Exchanges differences on translation of foreign operations		(470,004)	485,546
Total other comprehensive (loss) / income, after tax		(470,004)	485,546
Total Comprehensive profit / (loss) attributable to members of the parent		962,787	(2,916,722)
Basic/Diluted earnings per share (cents per share)		0.123	(0.084)

The accompanying notes form part of these consolidated financial statements.

**CONSOLIDATED STATEMENT OF FINANCIAL POSITION
AS AT 31 DECEMBER 2025**

	Note	31 Dec 2025	30 Jun 2025
		\$	\$
ASSETS			
CURRENT ASSETS			
Cash and cash equivalents		3,656,645	563,016
Trade and other receivables		639,088	635,142
Inventories		1,754,192	1,862,049
Assets held available for sale	7	3,773,500	5,592,676
Other current assets		477,883	678,625
TOTAL CURRENT ASSETS		10,301,308	9,331,508
NON-CURRENT ASSETS			
Property, plant and equipment		7,687,134	8,235,342
Intangible assets	5	-	-
TOTAL NON-CURRENT ASSETS		7,687,134	8,235,342
TOTAL ASSETS		17,988,442	17,566,850
CURRENT LIABILITIES			
Trade and other payables		2,436,413	2,179,710
Interest bearing liabilities	10	3,886,719	16,973,831
Other current liabilities		76,160	111,548
Provisions		234,089	239,011
TOTAL CURRENT LIABILITIES		6,633,381	19,504,100
NON-CURRENT LIABILITIES			
Other liabilities		-	-
TOTAL NON-CURRENT LIABILITIES		-	-
TOTAL LIABILITIES		6,633,381	19,504,100
NET ASSETS / (NET LIABILITIES)		11,355,061	(1,937,250)
EQUITY			
Issued capital	6	139,142,769	127,185,931
Reserves		15,376,702	15,474,020
Accumulated losses		(143,164,410)	(144,597,201)
TOTAL EQUITY / (DEFICIENCY)		11,355,061	(1,937,250)

The accompanying notes form part of these consolidated financial statements.

**CONSOLIDATED STATEMENT OF CHANGES IN EQUITY
FOR THE HALF-YEAR ENDED 31 DECEMBER 2025**

	Issued Capital	Share based payment Reserve	Asset Revaluation Reserve	Foreign Currency Translation Reserve	Accumulated Losses	Total
	\$	\$	\$	\$	\$	\$
Balance at 1 July 2024	126,337,633	9,125,942	5,079,480	914,696	(137,479,822)	3,977,929
Shares issued during the half-year, net of costs	848,253	(54,000)	-	-	-	794,253
Share based payments during the half-year		22,528	-	-	-	22,528
Loss for the half-year	-	-	-	-	(3,402,268)	(3,402,268)
Other comprehensive income for the half-year	-	-	-	485,546	-	485,546
Total Comprehensive income / (loss) for the half-year	-	-	-	485,546	(3,402,268)	(2,916,722)
Balance at 31 December 2024	127,185,886	9,094,470	5,079,480	1,400,242	(140,882,090)	1,877,988
Balance at 1 July 2025	127,185,931	9,121,471	5,079,480	1,273,069	(144,597,201)	(1,937,250)
Shares issued during the half-year, net of costs (Note 6)	4,442,838	-	-	-	-	4,442,838
Share based payments during the half-year (Note 6)	7,514,000	372,686	-	-	-	7,886,686
Profit for the half-year	-	-	-	-	1,432,791	1,432,791
Other comprehensive loss for the half-year	-	-	-	(470,004)	-	(470,004)
Total Comprehensive income / (loss) for the half-year	-	-	-	(470,004)	1,432,791	962,787
Balance at 31 December 2025	139,142,769	9,494,157	5,079,480	803,065	(143,164,410)	11,355,061

The accompanying notes form part of these consolidated financial statements.

**CONSOLIDATED STATEMENT OF CASH FLOWS
FOR THE HALF-YEAR ENDED 31 DECEMBER 2025**

	31 Dec 2025	31 Dec 2024
	\$	\$
CASH FLOWS USED IN OPERATING ACTIVITIES		
Receipts from customers	1,257,255	1,040,156
Payments to suppliers and employees	(2,947,690)	(2,200,928)
Income taxes paid	(46,782)	(20,597)
Interest paid	(584,551)	(803,468)
Interest received	7,200	11,449
Net cash used in operating activities	<u>(2,314,568)</u>	<u>(1,973,388)</u>
CASH FLOWS USED IN INVESTING ACTIVITIES		
Payment for development of intangibles	-	(216,467)
Purchase of property, plant and equipment	(2,481)	-
Disposal of property, net of costs	6,428,650	-
Net cash from/(used in) investing activities	<u>6,426,169</u>	<u>(216,467)</u>
CASH FLOWS (USED IN) / FROM FINANCING ACTIVITIES		
Proceeds from shares issued (net of costs)	4,815,696	274,807
Proceeds from borrowings	370,000	1,323,456
Repayment of borrowings	9 (6,170,935)	-
Repayment of Lease liabilities	-	(1,258)
Net cash (used in)/from financing activities	<u>(985,239)</u>	<u>1,597,005</u>
Net increase / (decrease) in cash held	3,126,362	(592,850)
Net (decrease) / increase due to foreign exchange movements	(32,733)	475,643
Cash at beginning of half-year	563,016	975,196
Cash at end of half-year	<u><u>3,656,645</u></u>	<u><u>857,989</u></u>

The accompanying notes form part of these consolidated financial statements.

**CONDENSED NOTES TO THE CONSOLIDATED FINANCIAL STATEMENTS
FOR THE HALF-YEAR ENDED 31 DECEMBER 2025**

NOTE 1: BASIS OF PREPARATION

The half-year interim consolidated financial report (the “interim financial report”) is a general-purpose financial report prepared in accordance with the requirements of the *Corporations Act 2001*, Australian Accounting Standard AASB 134 *Interim Financial Reporting* (“AASB 134”), Australian Accounting Interpretations and other authoritative pronouncements of the Australian Accounting Standards Board. Compliance with AASB 134 ensures compliance with IAS 34 *Interim Financial Reporting*.

It is recommended that this interim financial report be read in conjunction with the consolidated annual financial report for the year ended 30 June 2025 and any public announcements made by Eden Innovations Ltd during the half-year in accordance with continuous disclosure requirements arising under the *Corporations Act 2001* and the *ASX Listing Rules*. The interim financial report does not include full disclosures of the type normally included in an annual financial report.

Going Concern

The interim consolidated financial statements have been prepared on a going concern basis, which contemplates the continuity of normal business activity and the realisation of assets and the settlement of liabilities in the normal course of business.

The consolidated interim financial statements show that the Group incurred net cash outflows from operating activities of \$2,314,568 in the half-year ended 31 December 2025 (31 December 2024: \$1,973,388) and a profit after income tax of \$1,432,791 for the half-year ended 31 December 2025, which included a profit on disposal of the Georgia property of \$4,452,466 (31 December 2024: \$3,402,268 loss). At 31 December 2025, the Group had cash and cash equivalents balance of \$3,656,645 (30 June 2025: \$563,016), a net asset position of \$11,355,061 (30 June 2025: deficit \$1,937,250) and a net working capital of \$3,667,927 as at 31 December 2025 (30 June 2025: deficit \$10,172,592).

In arriving at the going concern basis assessment, the directors have had regard to the fact that based on the matters noted below the Group, in the directors’ opinion, will have access to sufficient cash to fund administrative and other committed expenditure for a period of at least 12 months from the date of signing this financial report.

- Property settlement and debt free position – The Company finalised the settlement of its August, Georgia Property during the year and utilised those proceeds, and proceeds from a convertible note to clear the total amount owing to iBorrow and the subsequent conversion of the convertible note.
- Sales revenue – The Company has a strong pipeline of purchase orders, and upcoming projects that utilise OptiBlend® and EdenCrete® products. The team continues to build a strong relationship with its customers, such as Holcim (multi-billion-dollar global construction company) and firmly believe in further international growth.
- Ongoing financial support – Arkenstone and March Bells, related parties of Directors Greg Solomon and Doug Solomon, continue to support the Company and have subsequently agreed to a settlement of remaining debts into equity, as well as their accrued director fees, eliminating all debt agreements with the Company.
- Equity markets – The Company successfully completed a performance rights issue of A\$4.35m and the settlement of a convertible note of A\$2.2m in February 2026, thereby reinforcing the support from its shareholders and strategic partners. Along with the continued exercise of options, Management team and the Board are confident in the renewed shareholder support to raise additional capital if required.

Should the Group not achieve the matters set out above, there is significant uncertainty whether the Group will continue as a going concern and therefore whether it will realise its assets and extinguish its liabilities in the normal course of business and at the amounts stated in the interim consolidated financial statements.

The interim consolidated financial statements do not include any adjustment relating to the recoverability or classification of recorded asset amounts or to the amounts or classification of liabilities that might be necessary should the Group not be able to continue as a going concern and meet its debts as and when they fall due.

**CONDENSED NOTES TO THE CONSOLIDATED FINANCIAL STATEMENTS
FOR THE HALF-YEAR ENDED 31 DECEMBER 2025**

NOTE 1: BASIS OF PREPARATION

Accounting Policies

The accounting policies applied by the Group are consistent with those in the 2025 consolidated annual financial report.

Significant Accounting Judgements and Key Estimates

The preparation of the interim financial report requires management to make judgements, estimates and assumptions that affect the application of accounting policies and the reported amounts of assets, liabilities, income and expense. Actual results may differ from these estimates.

In preparing the interim financial report, the significant judgements and key estimates made by management were the same as those that applied to the consolidated annual financial report for the year ended 30 June 2025.

New and amended standards adopted by the Group

The Group has adopted all of the new and revised Standards and Interpretations issued by the Australian Accounting Standards Board that are relevant to its operations and effective for the current half-year. The new and revised Standards and amendments thereof and Interpretations do not have any material impact on the disclosures or on the amounts recognised in the Group's consolidated financial statements.

Other amendments and interpretations relevant to the Group in a future period

A number of new and amended Accounting Standards and Interpretations have been issued that have mandatory application dates for future reporting periods, some of which are relevant to the Group. The Group has decided not to early adopt any of these new and amended pronouncements. The Group is currently in the process of assessing the new and amended pronouncements.

Rounding amount

In accordance with ASIC Corporations (Rounding in Financial/Directors' Reports) Instrument 2016/191, the amounts in the directors' report and in the interim financial report have been rounded to the nearest dollar.

**CONDENSED NOTES TO THE CONSOLIDATED FINANCIAL STATEMENTS
FOR THE HALF-YEAR ENDED 31 DECEMBER 2025**

NOTE 2: REVENUE	31-Dec-25	31-Dec-24
	\$	\$
Geographical information:		
USA	1,133,234	1,138,282
India	16,680	204,658
Total	<u>1,149,914</u>	<u>1,342,940</u>

All revenue is measured at a point in time as defined by AASB 15 *Revenue from Contracts with Customers*.

NOTE 3: OTHER INCOME	31-Dec-25	31-Dec-24
	\$	\$
Interest	7,200	11,449
Property disposal (net of fees) *	4,452,466	-
Total	<u>4,459,666</u>	<u>11,449</u>

*During the period, Eden completed the disposal of the Georgia Property for US\$5 million (A\$7.6 million), as announced on 5 November 2025.

NOTE 4: OTHER FINANCIAL ITEMS	31-Dec-25	31-Dec-24
	\$	\$
Foreign exchange (loss)	(27,508)	(49)
Total	<u>(27,508)</u>	<u>(49)</u>

NOTE 5: INTANGIBLE ASSETS	31-Dec-25	30-Jun-25
	\$	\$
Intellectual property	23,988,457	23,968,333
Accumulated amortisation	(3,637,858)	(3,637,858)
Accumulated impairment expenses	(20,350,599)	(20,330,475)
Net carrying value	<u>-</u>	<u>-</u>
Balance at the beginning of the period	-	290,502
Additions	20,124	521,322
Amortisation expense	-	(89,956)
Impairment expense	(20,124)	(721,868)
Carrying amount at the end of the period	<u>-</u>	<u>-</u>

Intellectual property relates to pyrolysis technology, EdenCrete®, EdenPlast® and OptiBlend®.

**CONDENSED NOTES TO THE CONSOLIDATED FINANCIAL STATEMENTS
FOR THE HALF-YEAR ENDED 31 DECEMBER 2025**

NOTE 6: ISSUED CAPITAL

a. Ordinary shares	31 Dec 2025	30 Jun 2025	31 Dec 2025	30 Jun 2025
	No.	No.	\$	\$
At the beginning of reporting period	4,109,881,048	3,678,271,115	127,185,931	126,337,633
Adjustment for share consolidation (iii)	(3,904,385,674)	-	-	-
Shares issued during the period	148,086,751	394,500,718	5,183,037	781,053
Shares issued through exercise of options	-	5,000	-	45
Shares issued to consultant for advisory service	-	6,600,000	-	13,200
Shares issued through the conversion of debt	197,042,856	-	7,514,000	-
Shares issued as settlement of director fees for the year ending 30 June 2025	-	30,504,215	-	54,000
Share issue costs (iv)	-	-	(740,199)	-
At reporting date	550,624,981	4,109,881,048	139,142,769	127,185,931

- (i) The ordinary shares on issue have no par value and there is no limited amount of authorised share capital.
- (ii) Ordinary shares participate in dividends and in the proceeds on winding up of the Company in proportion to the number of shares held. At the shareholders meetings each ordinary share is entitled to one vote when a poll is called, otherwise each shareholder has one vote on a show of hands.
- (iii) On 8 August 2025 the Company completed a 20:1 consolidation of issued share capital.
- (iv) Shares issue costs include broker options valued at \$372,686. See note 6(b) below.

b. Options	31 Dec 2025	30 Jun 2025
	No	No
At the beginning of reporting period	587,245,419	815,469,335
Adjustment for share consolidation (i)	(557,883,030)	-
Options issued (ii)	193,269,656	197,250,419
Options exercised	-	(5,000)
Options lapsed/ forfeited	-	(425,469,335)
At reporting date	222,632,045	587,245,419

- (i) On 8 August 2025 the Company completed a 20:1 consolidation of issued share capital.
- (ii) 172,564,894 options were issued as free attaching to shares under a shareholder entitlement offer and have a nil value in the option reserve and 20,704,762 options were issued for consideration of broker services for placement of the entitlement offer shortfall, with a fair market value calculated using Black-Scholes of \$372,686 using the following inputs (a) exercise price - \$0.07 (b) grant date fair value - \$0.02 (c) volatility – 100% and (d) risk free rate 3.65%.

NOTE 7: ASSETS HELD AVAILABLE FOR SALE

	31 Dec 2025	30 Jun 2025
	\$	\$
At the beginning of reporting period	5,592,676	1,856,662
Transfer from Land & Buildings	-	3,736,014
Property disposal	(1,819,176)	-
At reporting date	3,773,500	5,592,676

Assets classified as held for sale include the Group's property at Mead Way, Littleton, Colorado. During the period, the sale of Augusta, Georgia property had completed as announced on 6 November 2025. Assets held available for sale are measured at the lower of its carrying amount and fair value less costs to sell accordance with AASB 5: *Non-current Assets Held for Sale and Discontinued Operations*.

**CONDENSED NOTES TO THE CONSOLIDATED FINANCIAL STATEMENTS
FOR THE HALF-YEAR ENDED 31 DECEMBER 2025**

NOTE 8: EVENTS SUBSEQUENT TO REPORTING DATE

On 12 January 2026, the Company announced it had secured a \$2.2m convertible note from 7 Enterprises Pty Ltd, with the funds used to assist the repayment of the iBorrow debt of A\$2.7m.

On 4 February 2026, the Company converted 341,780 options into 341,780 ordinary shares at the exercise price of \$0.07 per option.

On 9 February 2026, the Company announced the appointment of Dr Allan Godsk Larsen as Managing Director, who was previously appointed as an Executive Director and Chief Scientist and International Business Manager of Eden.

On 16 February 2026, the Company announced the settlement of the convertible note from 7 Enterprises Pty Ltd, issuing 23,186,458 shares as full satisfaction of the outstanding convertible debt of \$2,202,713 (including accrued interest from 9 February 2026). Additionally, the Company agreed with Arkenstone Pty Ltd and March Bells Pty Ltd (related to directors Greg Solomon and Doug Solomon), and separately with the directors to settle all outstanding debts and accrued director fees through share issues at the same price of the convertible debt, subject to shareholder approval.

On 17 February 2026, the Company converted a further 704,958 options into 704,958 ordinary shares at the exercise price of \$0.07 per option.

Other than advised above, no matters or circumstances have arisen since the end of the half-year which significantly affected or may significantly affect the operations of the Group, the results of those operations, or the state of affairs of the Group in future financial years.

NOTE 9: RELATED PARTY TRANSACTIONS

Transactions between related parties are on normal commercial terms and conditions no more favourable than those available to other parties unless otherwise stated.

Transactions with related parties:

	31 Dec 2025	31 Dec 2024
	\$	\$
Key Management Personnel		
Management fees and administration fees paid / payable to Princebrook Pty Ltd, a company in which Mr GH Solomon and Mr DH Solomon have an interest	9,000	126,363
Executive Director fees accrued but not paid to Mr GH Solomon (including super)	168,000	167,250
Non-Executive Director fees accrued but not paid to Mr DH Solomon (including super)	30,240	30,105
Legal and professional fees paid to Solomon Brothers, a firm in which Mr GH Solomon and Mr DH Solomon are partners	67	12,805
Consulting fees paid / payable to Dr A G Larsen ¹ in respect of his role as Chief Scientist and Manager of International Business and Non-executive director fee	179,279	165,900
Loan proceeds and accrued interest, owing in equal amounts to Arkenstone Pty Ltd and March Bells Pty Ltd	585,607	-
Value of shares issued during the period in relation to debt conversion and rights entitlement to Arkenstone Pty Ltd and March Bells Pty Ltd, of which Mr GH Solomon and Mr DH Solomon are Directors	7,514,000	-
Value of shares issued (totalling 28,837,548 shares issued on 5 July 2024) in lieu of fees accrued in prior periods to Dr A G Larsen ¹ in respect of his role as Chief Scientist and Manager of International Business	-	54,000

**CONDENSED NOTES TO THE CONSOLIDATED FINANCIAL STATEMENTS
FOR THE HALF-YEAR ENDED 31 DECEMBER 2025**

NOTE 10: INTEREST BEARING LIABILITIES	31 Dec 2025	30 Jun 2025
	\$	\$
Arkenstone Pty Ltd (Unsecured, 9.97% interest rate, denominated in AUD, at call)	585,607	4,051,680
March Bells Pty Ltd (Unsecured, 9.97% interest rate, denominated in AUD, at call)	585,607	4,051,680
iBorrow REIT, LP Loan (Secured over 2 properties, 9.75% interest rate, denominated in USD, repaid in January 2026)*	2,662,356	8,829,358
SBA Loan (Unsecured, 1% interest rate, denominated in USD)	53,149	41,113
Total current portion	<u>3,886,719</u>	<u>16,973,831</u>
Total	<u>3,886,719</u>	<u>16,973,831</u>
Opening Balance	16,973,831	12,950,879
Proceeds from borrowing, net of borrowing costs	370,000	4,009,955
Repayment of borrowings	(5,976,393)	-
Borrowing cost to be expensed	-	(14,450)
Accrued Interest payable at the end of the period	222,805	533,693
Share-based repayment of borrowings	(7,514,000)	(506,246)
Foreign exchange (gain) / loss	(189,524)	-
Closing balance	<u>3,886,719</u>	<u>16,973,831</u>

*On 12th January 2026, the Company had settled the outstanding debt with iBorrow through the placement of a convertible note with 7 Enterprises Pty Ltd and the Mead Property became unencumbered. The convertible debt was subsequently settled through the issue of shares on 16 February 2026.

**CONDENSED NOTES TO THE CONSOLIDATED FINANCIAL STATEMENTS
FOR THE HALF-YEAR ENDED 31 DECEMBER 2025**

NOTE 11: SEGMENT INFORMATION

The Group has identified its operating segments based on internal reports that are reviewed and used by the Board of Directors (chief operating decision maker) in assessing performance and determining allocation of resources. Activities of the Group are managed on Group structure basis and operating segments are therefore determined on the same basis. In this regard the following list of reportable segments has been identified.

- Eden Innovations LLC – EdenCrete® sales and development and Optiblend™ sales, service and manufacturing in USA.
- Eden Innovations India Pvt Ltd – Optiblend™ sales, service and manufacturing in India.

Segment Performance	Eden Innovations LLC \$	Eden Energy India Pvt Ltd \$	Eliminations \$	Group \$
31 December 2025				
External sales	1,133,234	16,680	-	1,149,914
Internal sales	-	16,691	(16,691)	-
Other income	4,459,666	-	-	4,459,666
Total segment revenue	<u>5,592,900</u>	<u>33,371</u>	<u>(16,691)</u>	<u>5,609,580</u>
Segment Result	(929,936)	(56,982)	-	(976,457)
Unallocated items				<u>3,213,768</u>
Result from operating activities				2,237,311
Finance costs				<u>(803,286)</u>
Profit before income tax				1,434,025
Income tax expense				<u>(1,234)</u>
Profit after income tax				<u>1,432,791</u>
Depreciation and amortisation				249,043
Impairment expense				20,124
31 December 2024				
External sales	1,138,282	204,658	-	1,342,940
Internal sales	70,729	-	(70,729)	-
Total segment revenue	<u>1,209,011</u>	<u>204,658</u>	<u>(70,729)</u>	<u>1,342,940</u>
Segment Result	(2,169,049)	(162,620)		(2,331,669)
Unallocated expenses				<u>(117,787)</u>
Result from operating activities				(2,449,456)
Finance costs				<u>(952,812)</u>
Loss before income tax				(3,402,268)
Income tax benefit				-
Loss after income tax				<u>(3,402,268)</u>
Depreciation and amortisation	270,040	1,627	95,008	366,675

**CONDENSED NOTES TO THE CONSOLIDATED FINANCIAL STATEMENTS
FOR THE HALF-YEAR ENDED 31 DECEMBER 2025**

NOTE 11: SEGMENT INFORMATION (CONTINUED)

Segment Financial Position	Eden Innovations LLC \$	Eden Energy India Pvt Ltd \$	Eliminations \$	Group \$
31 December 2025				
Segment assets	13,989,328	1,101,121	-	15,090,449
Unallocated assets				2,897,993
Total assets				<u>17,988,442</u>
Segment liabilities	4,294,689	9,204	-	4,303,893
Unallocated liabilities				2,329,488
Total liabilities				<u>6,633,381</u>
30 June 2025				
Segment assets	16,700,842	1,253,517	-	17,954,359
Unallocated assets				(387,509)
Total assets				<u>17,566,850</u>
Segment liabilities	10,427,729	(14,005)	-	10,413,724
Unallocated liabilities				9,090,376
Total liabilities				<u>19,504,100</u>

NOTE 12: CONTINGENT LIABILITIES AND CONTINGENT ASSETS

The Directors are not aware of any contingent liabilities or contingent assets as at 31 December 2025.

**CONDENSED NOTES TO THE CONSOLIDATED FINANCIAL STATEMENTS
FOR THE HALF-YEAR ENDED 31 DECEMBER 2025**

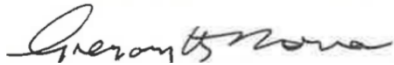
DIRECTORS' DECLARATION

The directors of the Company declare that:

1. The interim consolidated financial statements and notes, as set out on pages 10 to 21:
 - a. comply with Accounting Standard AASB 134 *Interim Financial Reporting* and the *Corporations Regulations 2001* and other mandatory professional reporting requirements; and
 - b. give a true and fair view of the Group's financial position as at 31 December 2025 and of its performance for the half-year ended on that date.
2. In the directors' opinion there are reasonable grounds to believe that the Group will be able to pay its debts as and when they become due and payable.

This declaration is made in accordance with a resolution of the Board of Directors.

Director



Gregory H Solomon

Dated this 27th day of February 2026

**INDEPENDENT AUDITOR'S REVIEW REPORT
TO THE MEMBERS OF
EDEN INNOVATIONS LIMITED**

Report on the Half-Year Financial Report

Conclusion

We have reviewed the half-year financial report of Eden Innovations Limited ("the Company") and its subsidiaries ("the Group"), which comprises the consolidated statement of financial position as at 31 December 2025, the consolidated statement of profit or loss and other comprehensive income, the consolidated statement of changes in equity and the consolidated statement of cash flows for the half-year ended on that date, condensed notes comprising a summary of material accounting policies and other explanatory information, and the directors' declaration.

Based on our review, which is not an audit, we have not become aware of any matter that causes us to believe that the accompanying half-year financial report of Eden Innovations Limited does not comply with the *Corporations Act 2001* including:

- (a) giving a true and fair view of Eden Innovations Limited's financial position as at 31 December 2025 and of its performance for the half-year ended on that date; and
- (b) complying with Accounting Standard AASB 134 *Interim Financial Reporting* and the *Corporations Regulations 2001*.

Basis for Conclusion

We conducted our review in accordance with ASRE 2410 *Review of a Financial Report Performed by the Independent Auditor of the Entity*. Our responsibilities are further described in the *Auditor's Responsibilities for the Review of the Financial Report* section of our report. We are independent of the Group in accordance with the auditor independence requirements of the *Corporations Act 2001* and the ethical requirements of the Accounting Professional and Ethical Standards Board's APES 110 *Code of Ethics for Professional Accountants (including Independence Standards)* (the Code) that are relevant to our audit of the annual financial report in Australia. We have also fulfilled our other ethical responsibilities in accordance with the Code.

We confirm that the independence declaration required by the *Corporations Act 2001* has been given to the directors of the Company on 27 February 2026.

Material Uncertainty Relating to Going Concern

We draw attention to Note 1 of the financial statements, which indicates that the Group has incurred net cash outflows from operating activities of \$2,314,568 and a profit after income tax of \$1,432,791 for the half-year ended 31 December 2025. The net profit after income tax included a profit on disposal of the Georgia property of \$4,452,466. As stated in Note 1, the events or conditions, along with other matters as set forth in Note 1, indicate that a material uncertainty exists that may cast significant doubt on the Group's ability to continue as a going concern.

Our conclusion is not modified in respect of this matter.

Responsibility of the Directors for the Financial Report

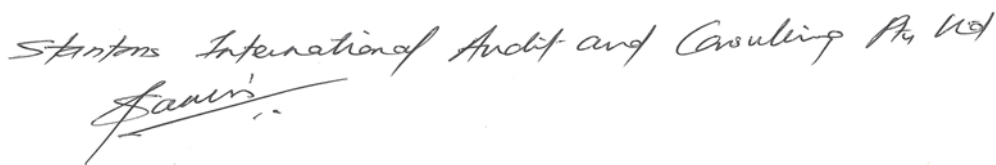
The directors of Eden Innovations Limited are responsible for the preparation of the half-year financial report that gives a true and fair view in accordance with Australian Accounting Standards and the *Corporations Act 2001* and for such internal control as the directors determine is necessary to enable the preparation of the half-year financial report that gives a true and fair view and is free from material misstatement, whether due to fraud or error.

Auditor's Responsibility for the Review of the Financial Report

Our responsibility is to express a conclusion on the half-year financial report based on our review. ASRE 2410 requires us to conclude whether we have become aware of any matter that makes us believe that the half-year financial report is not in accordance with the *Corporations Act 2001* including giving a true and fair view of the Group's financial position as at 31 December 2025 and its performance for the half-year ended on that date, and complying with Accounting Standard AASB 134 *Interim Financial Reporting* and the *Corporations Regulations 2001*.

A review of a half-year financial report consists of making enquiries, primarily of persons responsible for financial and accounting matters, and applying analytical and other review procedures. A review is substantially less in scope than an audit conducted in accordance with Australian Auditing Standards and consequently does not enable us to obtain assurance that we would become aware of all significant matters that might be identified in an audit. Accordingly, we do not express an audit opinion.

STANTONS INTERNATIONAL AUDIT AND CONSULTING PTY LTD
(An Authorised Audit Company)



Samir Tirodkar
Director

West Perth, Western Australia
27 February 2026