



ASX ANNOUNCEMENT

5 February 2026

Cynata to Present at 2026 Euroz Hartleys Healthcare Forum

Melbourne, Australia; 5 February 2026: [Cynata Therapeutics Limited](#) (ASX: “CYP”, “Cynata”, or the “Company”), a clinical-stage biotechnology company specialising in cell therapeutics, will present today at the 2026 Euroz Hartleys Healthcare Forum..

Dr Kilian Kelly (Chief Executive Officer & Managing Director) will present on the Company’s Cymerus™ iPSC¹-derived MSC² technology and clinical development programs. The presentation will take place today, Thursday 5 February at 8:50am AWST (11:50am AEDT). For further information on the forum, contact info@eurozhartleys.com.

A copy of the presentation is attached.

-ENDS-

Authorised for release by Dr Kilian Kelly, CEO & Managing Director

CONTACTS: Dr Kilian Kelly, CEO & MD, Cynata Therapeutics, +61 (03) 7067 6940, kilian.kelly@cynata.com
Lauren Nowak, Media Contact, +61 (0)400 434 299, investors@cynata.com

About Cynata Therapeutics (ASX: CYP)

Cynata Therapeutics Limited (ASX: CYP) is an Australian clinical-stage stem cell and regenerative medicine company focused on the development of therapies based on Cymerus™, a proprietary therapeutic stem cell platform technology. Cymerus™ overcomes the challenges and limitations of conventional MSC production by using induced pluripotent stem cells (iPSCs) to achieve economic manufacture of cell therapy products, including mesenchymal stem cells (MSCs), at commercial scale without the necessity to obtain tissue from multiple donors on an ongoing basis, and without the complexity and product inconsistency resulting from conventional methods.

Cynata has demonstrated positive safety and efficacy data for its Cymerus™ product candidates CYP-001 and CYP-006TK in Phase 1 clinical trials in steroid-resistant acute graft versus host disease (GvHD) and diabetic foot ulcers (DFU), respectively. Further clinical trials are now ongoing: a Phase 2 trial of CYP-001 in GvHD under a cleared US FDA IND; a Phase 1/2 trial of CYP-001 in patients undergoing kidney transplantation; and a Phase 3 trial of CYP-004 in osteoarthritis. In addition, Cynata has demonstrated utility of its Cymerus™ technology in preclinical models of numerous other diseases, including critical limb ischaemia, idiopathic pulmonary fibrosis, asthma, heart attack, sepsis, acute respiratory distress syndrome (ARDS) and cytokine release syndrome.

Cynata Therapeutics encourages all current investors to go paperless by registering their details with the designated registry service provider, [Automic Group](#).

¹ iPSC = induced pluripotent stem cell

² MSC = mesenchymal stem (or stromal) cell



A New Standard In Cell Therapy

Euroz Hartleys Healthcare Forum

Dr Kilian Kelly – Chief Executive Officer and Managing Director

5 February 2026

Important Information

Summary information

This Presentation contains summary information about Cynata Therapeutics Limited and its subsidiaries (**CYP**, or **Cynata**) which is current as at 4 February 2026. This Presentation should be read in conjunction with CYP's other periodic and continuous disclosure information lodged with the Australian Securities Exchange (**ASX**), which are available at www.asx.com.au.

Not an offer

This Presentation is not a prospectus, product disclosure statement or other offering document under Australian law (and will not be lodged with the ASIC) or any other law. This Presentation is for information purposes only and is not an invitation or offer of securities for subscription, purchase or sale in any jurisdiction. The release, publication or distribution of this Presentation (including an electronic copy) outside Australia may be restricted by law. If you come into possession of this Presentation, you should observe such restrictions. Any non-compliance with these restrictions may contravene applicable securities laws.

Not investment advice

This Presentation does not constitute investment or financial product advice (nor tax, accounting or legal advice) or any recommendation by CYP or its advisers to acquire CYP securities. This Presentation has been prepared without taking account of any person's individual investment objectives, financial situation or particular needs. Before making an investment decision, prospective investors should consider the appropriateness of the information having regard to their own investment objectives, financial situation and needs and seek legal, accounting and taxation advice appropriate to their jurisdiction. CYP is not licensed to provide financial product advice in respect of CYP securities.

Investment risk and past performance

An investment in CYP securities is subject to known and unknown risks, some of which are beyond the control of CYP and its directors. CYP does not guarantee any particular rate of return or performance of CYP. Past performance cannot be relied upon as an indicator of (and provides no guidance as to) future CYP performance including future share price performance.

Financial data

All financial information in this Presentation is in Australian currency (A\$) unless otherwise stated. This Presentation contains historical financial information based on financial information that has been disclosed to the ASX. Any discrepancies between totals and sums of components in tables and figures in this Presentation are due to rounding.

Forward-looking statements

This Presentation contains certain 'forward looking statements', which can generally be identified by the use of forward looking words such as 'expect', 'anticipate', 'likely', 'intend', 'should', 'could', 'may', 'predict', 'plan', 'propose', 'will', 'believe', 'forecast', 'estimate', 'target', 'outlook', 'guidance', 'potential' and other similar expressions. The forward looking statements contained in this Presentation are not guarantees or predictions of future performance and involve known and unknown risks and uncertainties and other factors, many of which are beyond the control of CYP, its directors and management, and may involve significant elements of subjective judgment and assumptions as to future events which may or may not be correct. There can be no assurance that actual outcomes will not differ materially from these forward looking statements. A number of important factors could cause actual results or performance to differ materially from the forward looking statements. No representation or warranty, express or implied, is made as to the accuracy, likelihood of achievement or reasonableness of any forecasts, prospects, returns or statements in relation to future matters contained in this Presentation. The forward looking statements are based on information available to CYP as at the date of this Presentation. Except as required by law or regulation (including the ASX Listing Rules), CYP and its directors, officers, employees, advisers, agents and intermediaries undertake no obligation to provide any additional or updated information whether as a result of new information, future events or results or otherwise. You are strongly cautioned not to place undue reliance on forward-looking statements.

Industry and Market data

Certain market and industry data used in connection with this Presentation may have been obtained from research, surveys or studies conducted by third parties, including industry or general publications. Neither CYP nor its representatives have independently verified any such market or industry data provided by third parties or industry or general publications.

Disclaimer

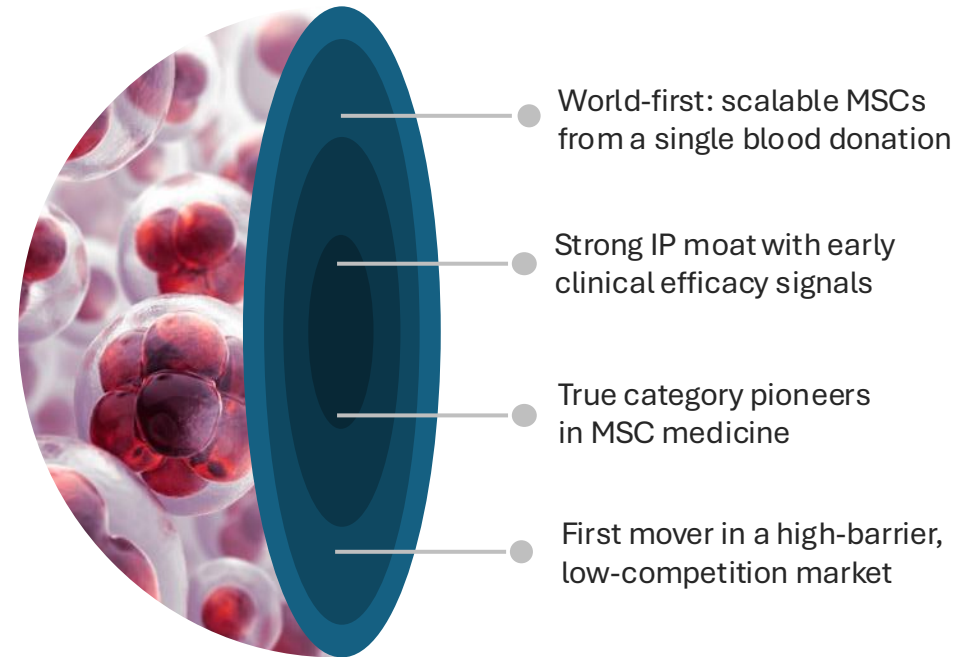
To the maximum extent permitted by law, CYP and its advisers, affiliates, related bodies corporate, directors, officers, partners, employees and agents (**Related Persons**) exclude and disclaim all liability, including without limitation for negligence, for any expenses, losses, damages or costs arising from this Presentation or reliance on anything contained in or omitted from it. To the maximum extent permitted by law, CYP and its Related Persons make no representation or warranty, express or implied, as to the currency, accuracy, reliability or completeness of information in this Presentation and disclaim any obligation or undertaking to release any update or revision to the information in this Presentation to reflect any change in expectations or assumptions. Statements made in this Presentation are made only as at the date of this Presentation. The information in this Presentation remains subject to change without notice.

Cynata Therapeutics

Next-generation Mesenchymal Stromal Cells (MSCs) ¹

- **Commercialising Cymerus™**, a novel platform producing MSCs from a *single* blood donation - once, at scale
- **MSCs are powerful** immune-modulating and tissue-repairing cells, but naturally scarce in the human body
- Traditional manufacturing relies on continuously finding donors and faces inconsistency, potency loss, and scaling limits
- **Cynata solves the MSC production bottleneck**, unlocking full therapeutic and commercial potential
- Four clinical programs underway, including advanced **Phase 2 & 3 trials** across major indications

Front-Runner Status



Capital Structure

Strong balance sheet. Positioned for upside.

- **Backed by institutions:** Fidelity, BioScience Managers, and Fujifilm among top holders
- **Funded through milestones:** Cash runway secured to mid-2026 - through landmark clinical readouts
- **Attractive valuation:** Current market cap does not reflect value of advanced clinical pipeline and near-term catalysts
- **Tightly held register:** Top 20 own ~48%

Financial Information

Share price (4 February 2026)	A\$0.35
Shares on issue	~237.5m
Market capitalisation	~A\$83m
Cash ¹	~A\$3.8m

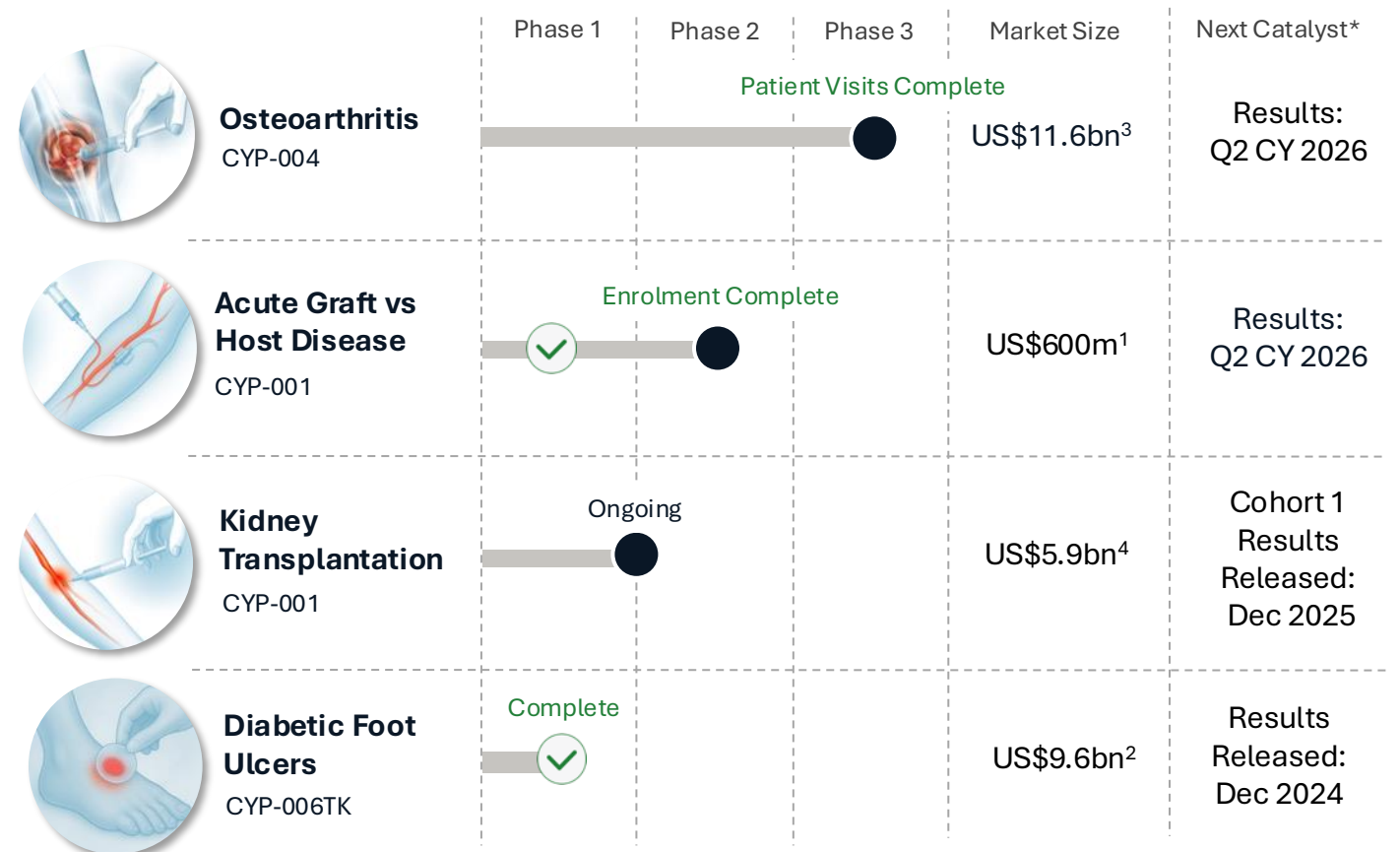
Top Holders



Cynata Is At An Inflection Point

- Entering the **most important** chapter in Cynata's history
- Two major clinical trial readouts **this financial year**
- Advancing with in-human **efficacy** and **safety** data already in place
- Positioned well for global licensing and joint venture deals

Tightly focused clinical pipeline



1. Global Graft versus Host Disease Market 2019-2029 (Reflects forecast market in 2026)
 2. Zion Market Research, 2019 (represents global treatment market in 2025)
 3. Persistence Market Research 2018 research report: "Osteoarthritis Treatment Market: Global Industry Analysis (2012-2016) and Forecast (2017-2025) (Reflect OA market by 2025);
 4. Organ Transplant Immunosuppressant Drugs Market in 2026, Grand View Research, Inc., 2019

*Timing of events is approximate, based on the Company's information as at the date of this presentation, and subject to change. Timing refers to calendar years.

MSCs: Nature's Repair Cells

Powerful.
Poised for clinical impact.

What are MSCs?

- Naturally found in small quantities in the body
- Regulate and support immune system and reduce inflammation¹
- Support tissue repair¹

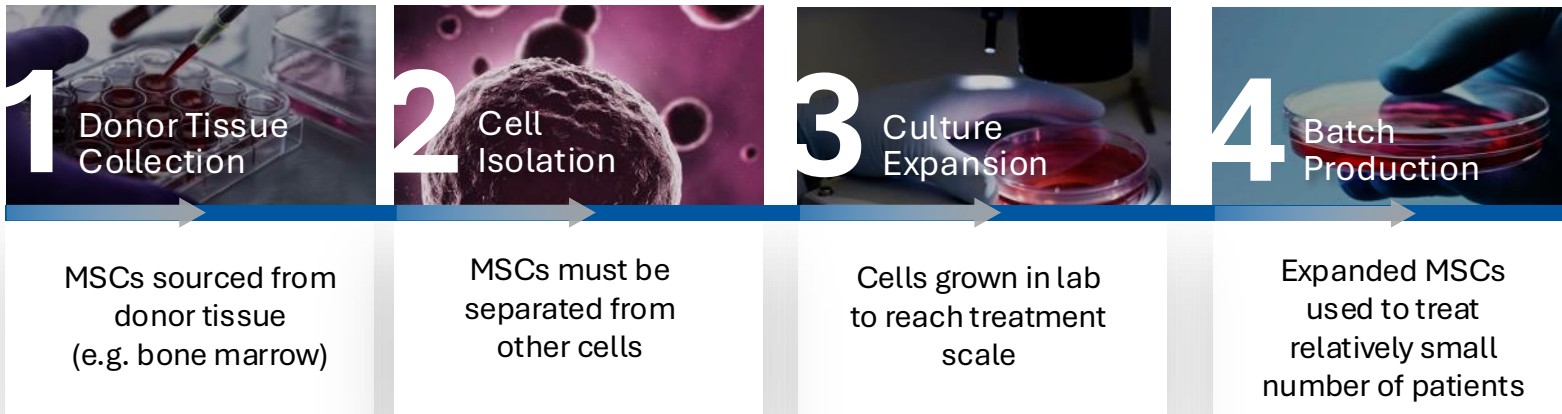
Why They Matter

- Target root causes of many diseases, not just symptoms
- Safe and well-tolerated in human trials
- Immune-privileged – no donor matching needed
- First human use of MSC-based therapy was in 2004, in a 9-year old boy with graft versus host disease → patient made complete recovery²

Where They're Going

- 1,800+ clinical trials initiated globally
- Addressing high-burden diseases with limited treatment options
- Entering a phase of clinical maturity & market readiness

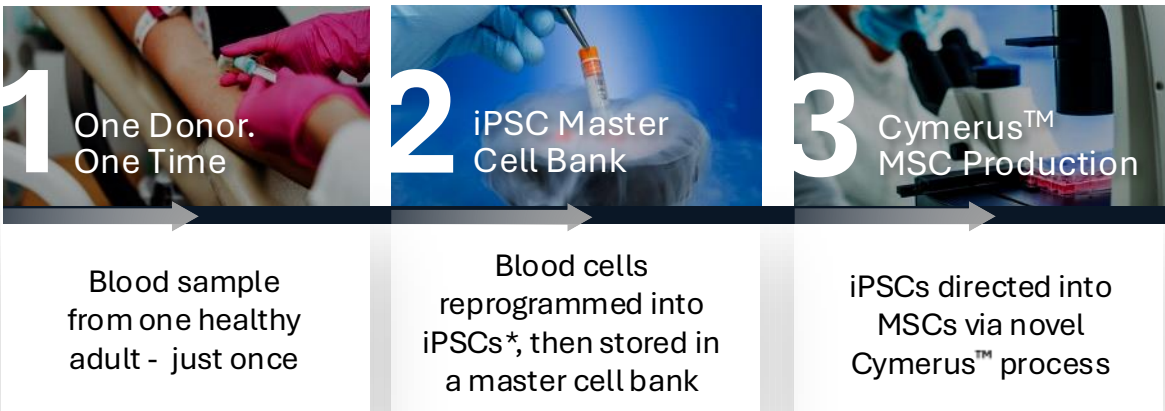
Conventional MSC Manufacturing



Challenges

- ⊗ New donors required on ongoing basis
- ⊗ Sourcing new donors → cost & complexity
- ⊗ Donor variability → MSC inconsistency
- ⊗ MSCs have limited reproduction capacity → scalability constraints
- ⊗ MSCs lose function with over-expansion
- ⊗ Inconsistent potency and quality

Cymerus™ MSC Manufacturing



Benefits of Cymerus™

- ✓ No need for ongoing donor sourcing or variability
- ✓ Avoids costs & complexity of sourcing new donors
- ✓ Avoids variability, as starting material is the same for every batch
- ✓ Highly scalable: iPSCs have effectively limitless reproduction capacity
- ✓ No need to over-expand MSCs → retains potency
- ✓ Consistent, potent MSCs every time

*Induced Pluripotent Stem Cells (iPSCs)

Cell Source Matters

Cynata’s iPSC-derived Cymerus™ MSCs shown to be superior to donor-derived MSCs in multiple important ways

Independent validation published in *Nature’s npj Regenerative Medicine* (Feb 2025)¹

npj | regenerative medicine Article
Published in partnership with the Australian Regenerative Medicine Institute



<https://doi.org/10.1038/s41536-024-00382-y>

Proteomic profiling of iPSC and tissue-derived MSC secretomes reveal a global signature of inflammatory licensing

Check for updates

Margeaux Hodgson-Garms^{1,2}, Matthew J. Moore¹, Mikael M. Martino^{3,4}, Kilian Kelly² & Jessica E. Frith^{1,2}

Much of the therapeutic potential of mesenchymal stromal cells (MSCs) is underpinned by their secretome which varies significantly with source, donor and microenvironmental cues. Understanding these differences is essential to define the mechanisms of MSC-based tissue repair and optimise cell therapies. This study analysed the secretomes of bone-marrow (BM.MSCs), umbilical-cord (UC.MSCs), adipose-tissue (AT.MSCs) and clinical/commercial-grade induced pluripotent stem cell-derived MSCs (iMSCs), under resting and inflammatory licensed conditions. iMSCs recapitulated the inflammatory licensing process, validating their comparability to tissue-derived MSCs. Overall, resting secretomes were defined by extracellular matrix (ECM) and pro-regenerative proteins, while licensed secretomes were enriched in chemotactic and immunomodulatory proteins. iMSC and UC.MSC secretomes contained proteins indicating proliferative potential and telomere maintenance, whereas adult tissue-derived secretomes contained fibrotic and ECM-related proteins. The data and findings from this study will inform the optimum MSC source for particular applications and underpin further development of MSC therapies.

Feature	Bone marrow/ adipose-derived MSCs	Cynata’s Cymerus™ MSCs
Consistency	High variability between donors and batches	Minimal batch-to-batch variation
Protein secretion (secretome)	Limited, donor-dependent	Many more unique proteins with enhanced immunomodulatory potential
Cell “Age” (senescence)	More “aged” cellular profile	“Younger” phenotype; sustained regenerative capacity
Immunomodulatory effects	Moderate and variable	Superior immune-balancing activity
Wound healing (in vitro)	Slower wound closure	Significantly faster wound closure

Osteoarthritis

There's no cure. Only symptom relief and/or invasive surgery.

What is Osteoarthritis?

- Chronic joint disease causing pain, stiffness, and reduced mobility
- Driven by inflammation and cartilage breakdown over time
- Affects ~600 million people globally; major cause of disability²
- Economic burden >US\$486 billion annually in U.S. alone¹

The Challenge

- No cure — current drugs only relieve symptoms
- Cartilage loss continues despite treatment
- Surgery is invasive, costly, and not suitable for all
- Urgent need for therapies that change course of disease



Our Osteoarthritis Product



Our Product: CYP - 004

- Single **intra-articular injection** – minimally invasive, outpatient procedure
- Aims to **delay or avoid knee replacement surgery**, restore mobility, and improve quality of life
- Could **reduce long-term healthcare burden** if disease-modifying effect confirmed



MSC Pilot Trials

- Early phase 3rd party studies with traditional MSCs have shown;
 - ✓ Strong safety
 - ✓ Pain relief
 - ✓ Improved joint function
- Third party MSC data in OA, and Cymerus™ MSC track record supported our direct phase 3 entry

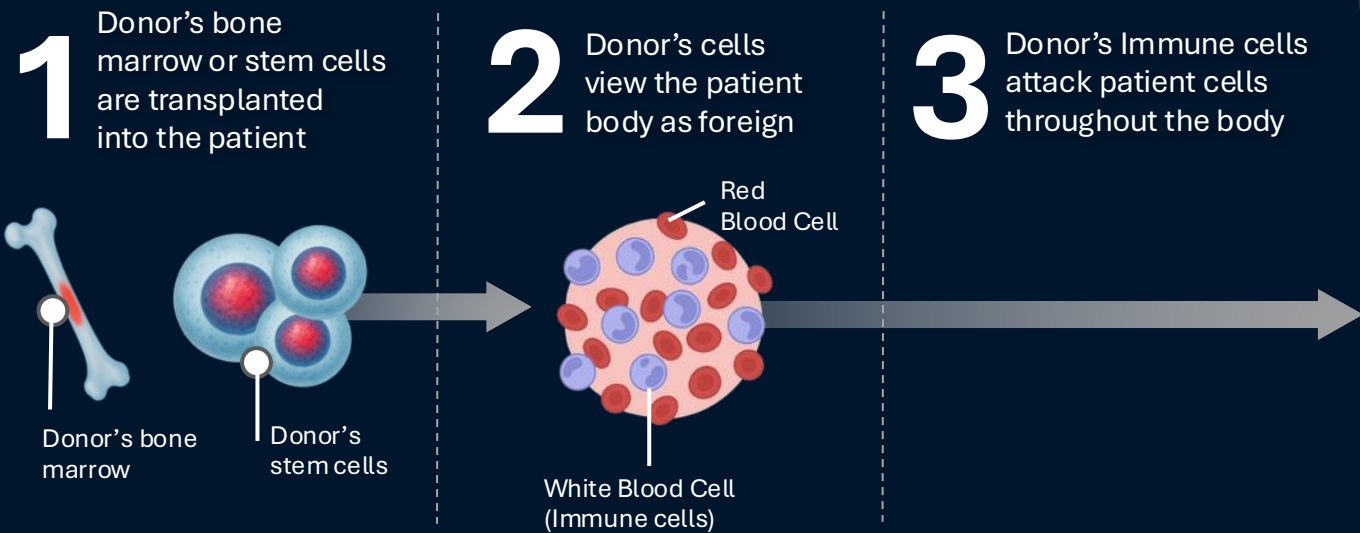


Phase 3 Trial

- **World's largest MSC-based osteoarthritis trial – 321 patients**, managed by the **University of Sydney**, funded by **NHMRC**
- Randomised, double-blind, placebo-controlled design
- **Primary endpoints***: change in pain and cartilage thickness (disease modification)
- **Secondary endpoints***: other assessments of pain, function and quality of life
- **Final results expected Q2 CY26**

Acute Graft vs Host Disease (aGvHD)

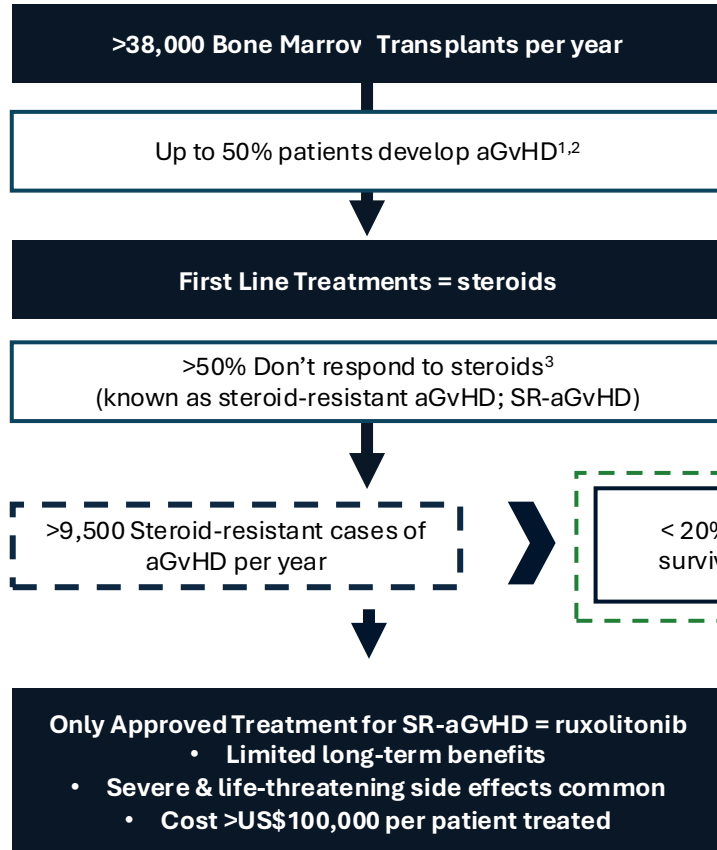
When life-saving transplants become life-threatening.



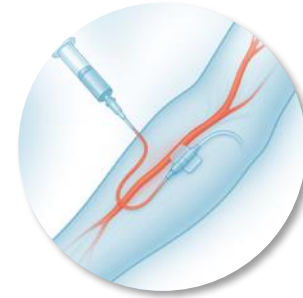
- Gastrointestinal damage: Diarrhoea, vomiting, pain, bleeding
- Skin damage: Extensive rash, blisters
- Liver damage: Jaundice, pain, swelling, liver failure

Our aGvHD Product

Current Standard of Care for aGvHD



Our Product: CYP-001



- Delivered via **intravenous infusion** for systemic immune modulation.
- Aims to **reduce reliance on steroids, improve survival, and minimise toxicity.**
- Potential to become a **first-line therapy** improving long-term transplant outcomes

Cynata Phase 1 Success^{4,5}

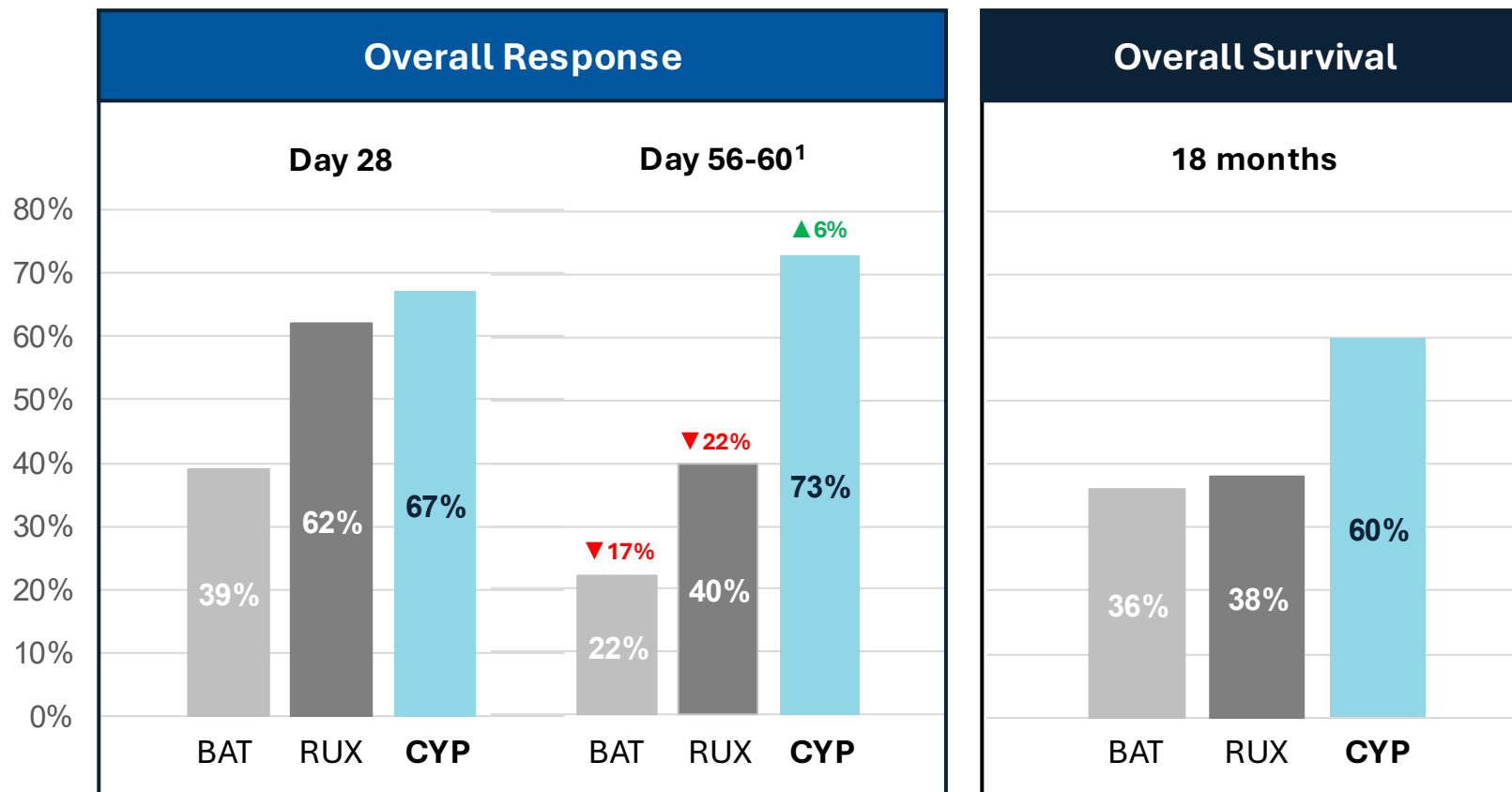
60% Alive after two years

53% Showed no signs of aGvHD

87% Improved by at least 1 grade

0% Serious adverse events related to CYP-001

CYP-001 vs other treatments in SR-aGvHD



Overall Response

- Between Day 28 and Day 56-60, the Overall Response Rate (ORR) for both RUX and BAT **decreased** markedly, while the ORR for CYP-001 marginally **increased**

Overall Survival

- CYP also reported **60% survival at 24 months** (not shown on graph, as 18 months was the latest timepoint reported in RUX/BAT trial)

Safety

- No serious adverse events or safety concerns for CYP-001

CYP = CYP-001 in Phase 1 trial (NCT02923375). **Rux** = ruxolitinib in Phase 3 trial (NCT02913261) (ruxolitinib is now approved for SR-aGvHD). **BAT** = “best available therapy” control arm in ruxolitinib Phase 3 trial (NCT02913261)

Note: comparisons are for illustrative purposes only; data taken from different clinical trials with different sample sizes (BAT: n=155; Rux: n=154; CYP-001: n=15). D28/D56 time points used for response rate comparison as D28/D56 were the only response rate time points reported in the BAT/Rux clinical trial (NCT02913261; Zeiser et al. N Engl J Med 382:1800-1810 [2020]).

1. Overall Response at Day 56-60 refers to Day 56 response for BAT & Rux, and Day 60 response for CYP-001

Our Phase 2 aGvHD Trial



Phase 2 Overview

- Randomised, double-blind, placebo-controlled Phase 2 study
- CYP-001 + steroids vs steroids + placebo
- 65 adults with newly diagnosed high-risk aGvHD
- Sites across the US, Europe, and Australia
- Patient enrolment completed Dec 2025



Phase 2 Endpoints*

- **Primary Endpoint:** Overall Response Rate (ORR) at **Day 28**
- **Secondary Endpoints:** Duration of response, complete response, response at different timepoints, survival, steroid usage, quality of life, safety profile
- **Readout Timing: results expected June 2026**



Regulatory Milestones

FDA
Orphan Drug
Designation

FDA
Cleared
IND

EU EMA
IMPD
Cleared

Cynata's Broader Disease Pipeline

Current Additional Clinical Programs



Kidney Transplantation (Phase 1/2 – Ongoing)

- Cynata's Phase 1/2 trial underway (Netherlands) with Cymerus™ MSCs
- Investigating reduced reliance on immunosuppressants
- **Results from Cohort 1 expected Q4 CY25**



Diabetic Foot Ulcers (DFU) (Phase 1 – Successful)

- Phase 1 trial of Cymerus™ MSCs showed 83.6% wound reduction vs. 47.8% with standard care
- Safe, well tolerated
- **Exploring next development steps**

Strong Pre-Clinical Data

Respiratory Diseases



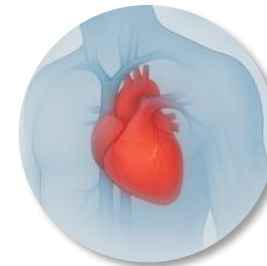
Pulmonary Fibrosis

Immune-Related Disorders



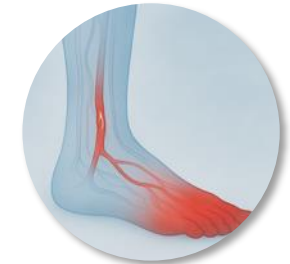
Asthma

Cardiovascular Diseases



Heart Failure | Heart Attack


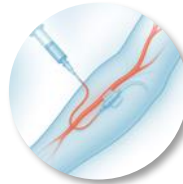
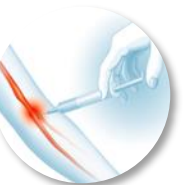
Artery Disease




Critical Limb Ischemia

2026 Will Define Cynata

Upcoming Landmark Readouts

	Market Size	Next Catalyst*
 <p>Osteoarthritis CYP-004</p>	US\$11.6bn ²	Phase 3 Results: Q2 CY26 (Efficacy & Safety)
 <p>Acute Graft vs Host Disease CYP-001</p>	US\$600m ¹	Phase 2 Results: Q2 CY26 (Safety + Efficacy)
 <p>Kidney Transplantation CYP-001</p>	US\$5.9bn ³	Cohort 2 Phase 1/2 Results: TBC CY26 (Preliminary Safety)

Upcoming Preliminary Readouts

 <p>Kidney Transplantation CYP-001</p>	US\$5.9bn ³	Cohort 2 Phase 1/2 Results: TBC CY26 (Preliminary Safety)
---	------------------------	---

Later stage results could become a strategic trigger

Licensing / Partnering

- Positive Phase 2 & 3 results can trigger regional or indication-specific deals
- All our indications are attractive licensing targets with clear market needs
- Partnership revenue can help fund future trials without equity dilution

M&A Potential

- Compelling data + scalable platform = highly strategic assets
- Strong potential for synergies with other MSC technologies in the market

Joint Development / Pharma Alliances

- Shared risk models appeal to global pharma with aligned pipelines
- Allows Cynata to enter new markets with global reach and local execution

All commercial activities referenced are potential future options only. No agreements have been made.

1. Global Graft versus Host Disease Market 2019-2029 (Reflects forecast market in 2026)
2. Persistence Market Research 2018 research report: "Osteoarthritis Treatment Market: Global Industry Analysis (2012 -2016) and Forecast (2017-2025) (Reflect OA market by 2025);
3. Organ Transplant Immunosuppressant Drugs Market in 2026, Grand View Research, Inc.,2019



Thank You.

Cynata Therapeutics Limited

Level 3, 100 Cubitt Street
Cremorne
VIC 3121
Australia

+61 (03) 7067 6940
investors@cynata.com