

30 January 2026

Company Announcements Office  
ASX Limited

**QUARTERLY ACTIVITIES REPORT**  
**FOR THE PERIOD ENDED 31 DECEMBER 2025**

During the quarter, Oakajee Corporation Ltd (**Oakajee, OKJ or the Company**) continued with the regional exploration of its Paynes Find project in Western Australia.

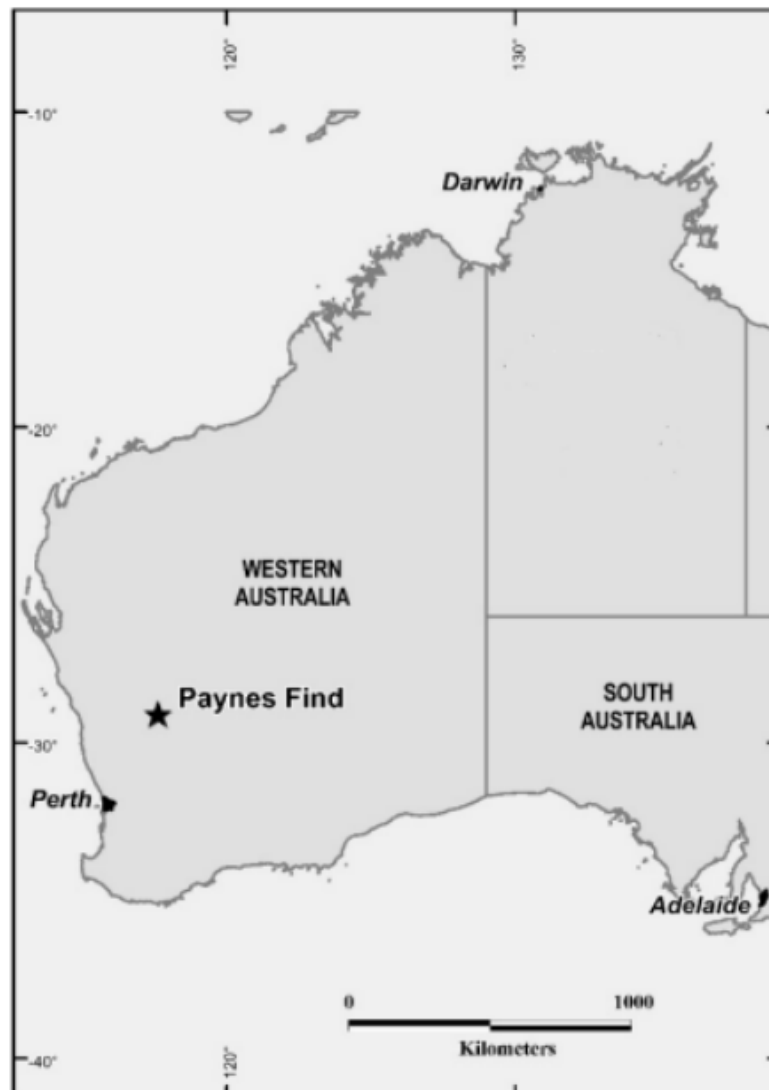


Figure 1: Paynes Find Project location.

## Paynes Find Project – Western Australia

Oakajee Corporation Ltd (“**Oakajee**” or “**the Company**”) completed Aircore (AC) drilling in October 2025 at the Paynes Find Gold Project in Western Australia. A total of 28 drill holes were completed to follow up and extend previously intersected gold mineralisation at the Paynes Find South target (ASX Announcements 19th February 2024 and 8th October 2025). The program has revealed a new gold mineralised shear zone on the western side of the drilling. This zone is along an NNW trending interpreted mafic / felsic contact concealed beneath about 20m of lake clay and gravel.

Assay results were received following the end of the quarter and reported to ASX on 19 January 2026. The mineralisation is currently open to the west, north and south. Additional drilling is required to further define the target size.

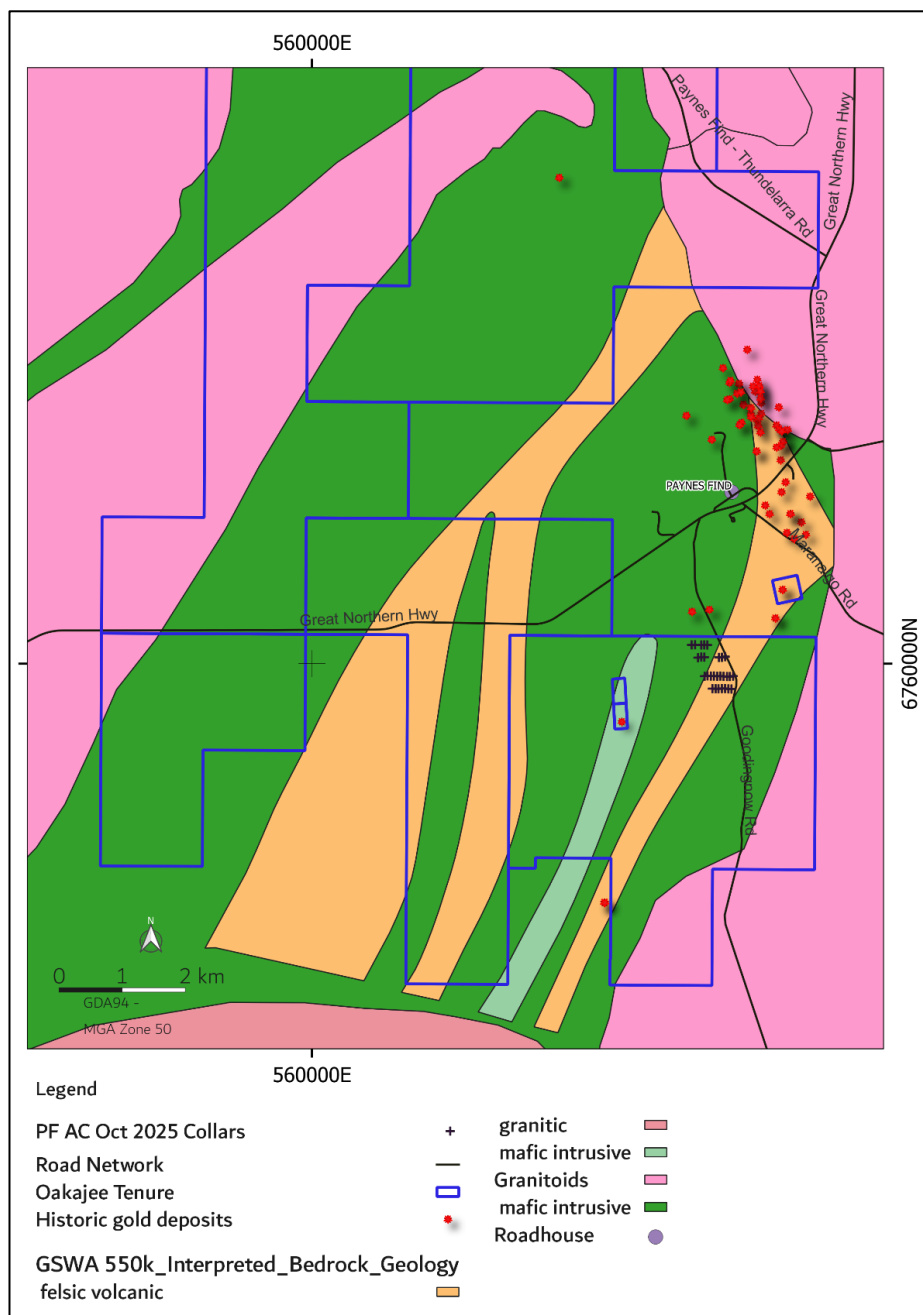


Figure 2: Paynes Find tenure and drill-hole collars over magnetic Image-tmirtp1vd.

## AC Drilling Program

A total of 28 drill holes (Table 2) were completed for 1,258m to follow up previous AC drilling that intersected anomalous gold with associated elevated pathfinder elements including As-Bi-Cu-Co-W (Table 1) at or near a mafic / felsic contact (Figure 2). Infill drilling to 25m spacing was completed on the two northern lines intersecting additional gold mineralisation of 100-400ppb Au. These results are of similar tenor to the previous program.

Two lines of 50m spaced drill holes were completed 300m and 500m further south. A new gold mineralisation zone (925ppb Au, PFAC122 and 100ppb Au, PFAC 123) associated with sheared mafic rocks was intersected on the western end of the drill line (Figure 3). The mineralisation is interpreted to strike NNW and to be close to granite contact which is thought to be immediately to the west. The mineralisation is currently open to the north, south and west. The target strike length is about 2km concealed beneath up to 20m of lake clay and gravel (Figure 4).

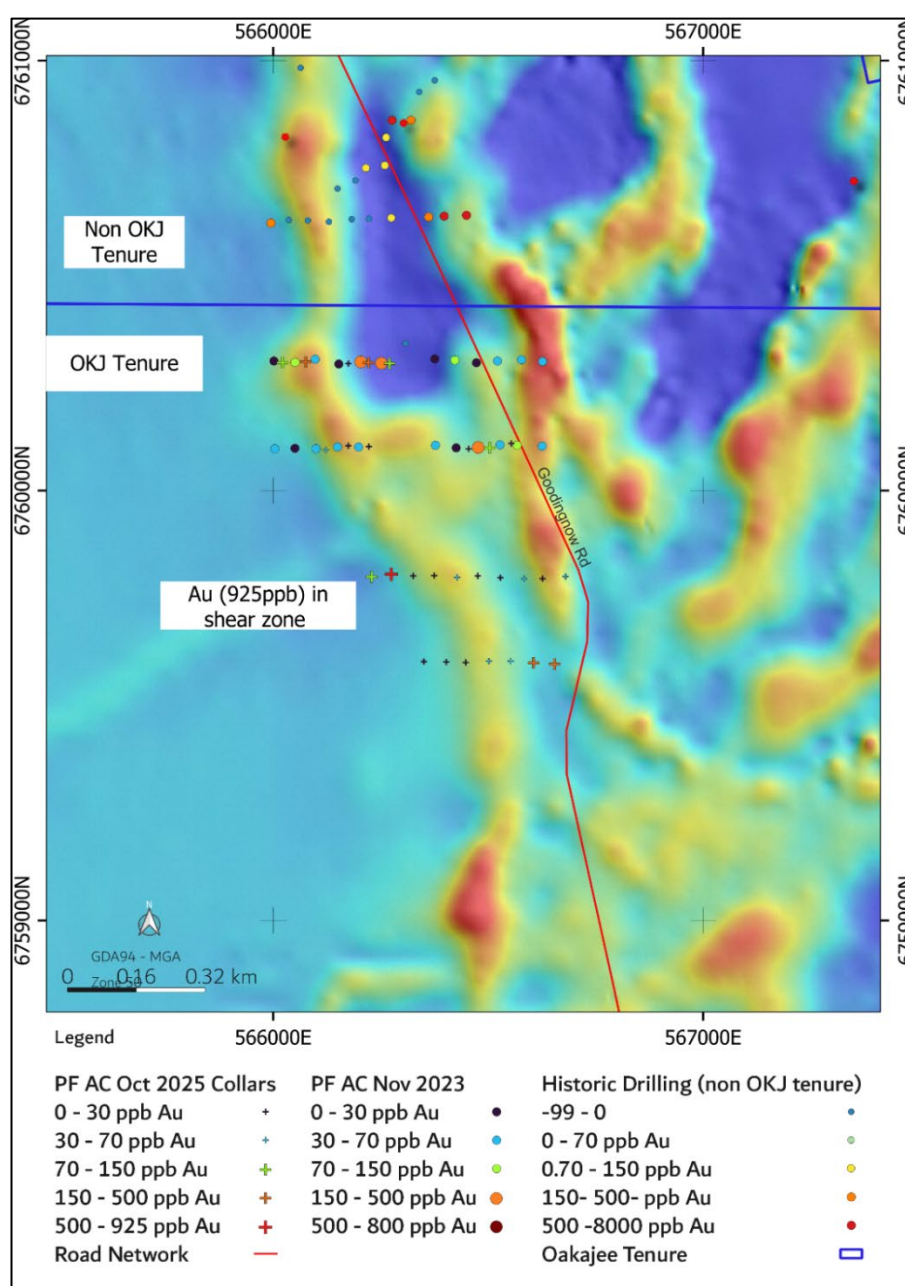


Figure 3: Aircore drill-hole collars coloured by Au ppb over TMI1VD magnetic image.

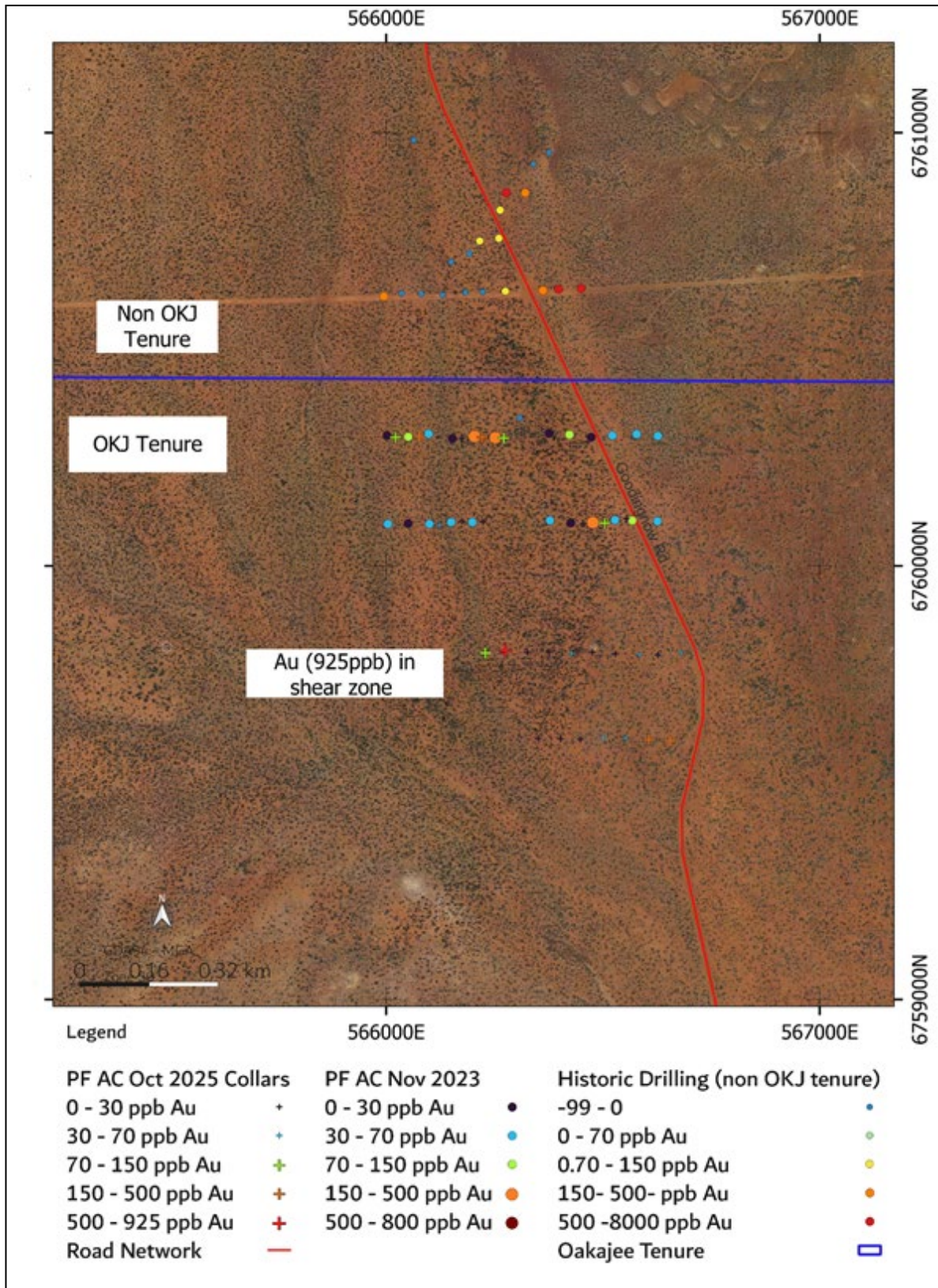


Figure 4: Aircore drill-hole collars coloured by Au ppb over a terrain image.

Table 1: Gold results &gt;100ppb

Hole ID	From (m)	To (m)	Interval(m)	Au ppb	Pathfinder element association	Geology
PFAC103	44	48	4	120	Bi-Cu	Lower saprolite gabbro
PFAC104	36	40	4	498	As-Bi-Cu-Co-W	Lower saprolite gabbro
PFAC106	32	35 EOH	3	352	Cu-Co	Massive weakly oxidised gabbro
<b>PFAC122</b>	<b>36</b>	<b>40</b>	<b>5</b>	<b>925</b>	<b>Bi-Cu-Co</b>	<b>Saprolite sheared basalt</b>
<b>PFAC123</b>	<b>56</b>	<b>57 EOH</b>	<b>1</b>	<b>100</b>	<b>Bi-Cu</b>	<b>Weakly oxidised moderately sheared basalt</b>
PFAC124	16	20	4	159	As-Cu-Co-W	Silcrete and saprolite gabbro
PFAC125	24	28	4	326	Cu -W	Silcrete and saprolite gabbro

Table 2: AC Drillhole Collars

HoleID	GDA E	GDA N	RL	Incl	Azm	Depth
PFAC103	566271	6760295	333	-60	90	56
PFAC104	566222	6760297	334	-60	90	56
PFAC105	566175	6760295	335	-60	90	60
PFAC106	566076	6760299	331	-60	90	35
PFAC107	566022	6760297	327	-60	90	52
PFAC108	566554	6760109	302	-60	90	45
PFAC109	566504	6760099	329	-60	90	41
PFAC110	566455	6760097	331	-60	90	36
PFAC111	566223	6760102	328	-60	90	41
PFAC112	566175	6760104	327	-60	90	33
PFAC113	566123	6760094	324	-60	90	39
PFAC114	566680	6759800	320	-60	90	36
PFAC115	566627	6759795	330	-60	90	48
PFAC116	566584	6759795	329	-60	90	39
PFAC117	566529	6759797	330	-60	90	43
PFAC118	566476	6759801	332	-60	90	48
PFAC119	566428	6759798	332	-60	90	53
PFAC120	566375	6759802	330	-60	90	42
PFAC121	566326	6759801	327	-60	90	43
PFAC122	566275	6759805	331	-60	90	45
PFAC123	566229	6759799	332	-60	90	57
PFAC124	566655	6759596	332	-60	90	42
PFAC125	566606	6759599	332	-60	90	33
PFAC126	566553	6759603	340	-60	90	45
PFAC127	566502	6759603	336	-60	90	46
PFAC128	566448	6759600	331	-60	90	57
PFAC129	566403	6759601	332	-60	90	45
PFAC130	566351	6759602	334	-60	90	42

## Next Steps

The company is planning follow up AC drilling to test the extent of the new gold zone. The timing of the drilling will be dependant on obtaining the statutory approvals and the availability a suitable drilling crew.

## About The Paynes Find Gold Project

The Paynes Find Gold Project is located adjacent to the Paynes Find settlement, approximately 455km by road northeast of Perth. The tenements cover parts of the Paynes Find Greenstone Belt to the south and west of the main gold camp with reported historic production of more than 72,000oz of gold.

## Financial Position/Corporate

At the end of the quarter, the Company held a balance of \$4,768,408 in liquid assets comprising of \$77,408 in cash and shares held in listed entities with a market value of \$4,691,000.

Shareholdings in listed investments at the end of the period were as follows:

Santa Fe Minerals Limited	11,000,000 fully paid ordinary shares (ASX: SFM)
Turaco Gold Limited	1,600,000 fully paid ordinary shares (ASX: TCG)

The Company also continues to assess other potential gold exploration projects.

This ASX announcement has been authorised for release by the Board.

For Investor queries, please contact:

**Mark Jones**  
**Managing Director**  
**+61 419 919 250**

## About The Paynes Find Gold Project

The Paynes Find Gold Project is located adjacent to the Paynes Find settlement, approximately 455km by road northeast of Perth. The tenements cover parts of the Paynes Find Greenstone Belt to the south and west of the main gold camp with reported historic production of more than 72,000oz of gold.

### **COMPLIANCE STATEMENT**

*The information in this report that relates to Exploration Results is based on information compiled by Mr. Reginald Beaton who is a Member of the Australian Institute of Geoscientists. Mr. Beaton is an employee of Oakajee Corporation Limited and has sufficient experience which is relevant to the style of mineralisation under consideration to qualify as a Competent Person as defined in the 2012 Edition of the 'Australian Code for Reporting of Exploration Results, Mineral Resources and Ore Reserves'. Mr. Beaton consents to the inclusion in the report of the matters based on the information compiled by him, in the form and context in which it appears.*

*The Company is not aware of any new information or data that materially affects the information included in the above.*

## Appendix 1: Disclosures in accordance with ASX Listing Rule 5.3

### Summary of Mining Tenements

As at 31 December 2025 the Company had an interest in the following projects:

#### **Western Australian Tenements – Paynes Find Gold Project**

The Company and relevant parties below have formed an unincorporated joint venture for the purpose of exploration and development of the relevant part of the Paynes Find Gold Project. The Company will be manager and have control over all operations pertaining to the Paynes Find Gold Project.

The Company is the beneficial holder of the below tenements relating to the following:

- an 80% interest in the non-lithium mineral rights in respect of E59/2055 and E59/2092
- an 80% interest in E59/2312 and M59/549.

Tenement	Lease Manager & Operator	Registered Holder	Location	Status
E59/2055	Oakajee Corporation Ltd	Sayona Lithium Pty Ltd	WA	Granted
E59/2092	Oakajee Corporation Ltd	Sayona Lithium Pty Ltd (80%) Bruce Robert Legendre (20%)	WA	Granted
E59/2312	Oakajee Corporation Ltd	Bruce Robert Legendre (20%) Oakajee Exploration Pty Ltd <sup>1</sup> (80%)	WA	Granted
M59/549	Oakajee Corporation Ltd	Bruce Robert Legendre (20%) Oakajee Exploration Pty Ltd (80%)	WA	Granted

The below tenement at the Paynes Find Gold Project is wholly owned by Oakajee Corporation Limited and does not fall under any joint venture agreement:

Tenement	Lease Manager & Operator	Registered Holder	Location	Status
E59/2391	Oakajee Corporation Ltd	Oakajee Exploration Pty Ltd <sup>1</sup> (100%)	WA	Granted

### **Related Party Payments**

During the quarter ended 31 December 2025, the Company made payments of \$66,182 to related parties and their associates. These payments relate to existing remuneration arrangements (director fees and superannuation).

## Appendix 5B

### Mining exploration entity or oil and gas exploration entity quarterly cash flow report

Name of entity

Oakajee Corporation Limited

ABN

79 123 084 453

Quarter ended ("current quarter")

31 December 2025

Consolidated statement of cash flows	Current quarter \$A'000	Year to date (6 months) \$A'000
<b>1. Cash flows from operating activities</b>		
1.1 Receipts from customers	-	-
1.2 Payments for		
(a) exploration & evaluation (if expensed)	(61)	(74)
(b) development	-	-
(c) production	-	-
(d) staff costs	(46)	(96)
(e) administration and corporate costs	(90)	(127)
1.3 Dividends received (see note 3)	-	-
1.4 Interest received	1	2
1.5 Interest and other costs of finance paid	-	-
1.6 Income taxes paid	-	-
1.7 Government grants and tax incentives	-	-
1.8 Other (provide details if material)	-	-
<b>1.9 Net cash from / (used in) operating activities</b>	<b>(196)</b>	<b>(295)</b>
<b>2. Cash flows from investing activities</b>		
2.1 Payments to acquire:	-	-
(a) entities		
(b) tenements	-	-
(c) property, plant and equipment	(3)	(3)
(d) exploration & evaluation (if capitalised)	-	-
(e) investments	-	-
(f) other non-current assets	-	-

## Mining exploration entity or oil and gas exploration entity quarterly cash flow report

Consolidated statement of cash flows		Current quarter \$A'000	Year to date (6 months) \$A'000
2.2	Proceeds from the disposal of:		
	(a) entities		-
	(b) tenements	-	-
	(c) property, plant and equipment	-	-
	(d) investments	52	198
	(e) other non-current assets	-	-
2.3	Cash flows from loans to other entities	-	-
2.4	Dividends received (see note 3)	-	-
2.5	Other (provide details if material)	-	-
<b>2.6</b>	<b>Net cash from / (used in) investing activities</b>	<b>49</b>	<b>195</b>
<b>3.</b>	<b>Cash flows from financing activities</b>		
3.1	Proceeds from issues of equity securities (excluding convertible debt securities)	-	-
3.2	Proceeds from issue of convertible debt securities	-	-
3.3	Proceeds from exercise of options	-	-
3.4	Transaction costs related to issues of equity securities or convertible debt securities	-	-
3.5	Proceeds from borrowings	-	-
3.6	Repayment of borrowings	-	-
3.7	Transaction costs related to loans and borrowings	-	-
3.8	Dividends paid	-	-
3.9	Other (provide details if material)	-	-
<b>3.10</b>	<b>Net cash from / (used in) financing activities</b>	<b>-</b>	<b>-</b>
<b>4.</b>	<b>Net increase / (decrease) in cash and cash equivalents for the period</b>		
4.1	Cash and cash equivalents at beginning of period	225	178
4.2	Net cash from / (used in) operating activities (item 1.9 above)	(196)	(295)
4.3	Net cash from / (used in) investing activities (item 2.6 above)	49	195
4.4	Net cash from / (used in) financing activities (item 3.10 above)	-	-

## Mining exploration entity or oil and gas exploration entity quarterly cash flow report

Consolidated statement of cash flows		Current quarter \$A'000	Year to date (6 months) \$A'000
4.5	Effect of movement in exchange rates on cash held	-	-
<b>4.6</b>	<b>Cash and cash equivalents at end of period</b>	<b>78</b>	<b>78</b>

5. Reconciliation of cash and cash equivalents at the end of the quarter (as shown in the consolidated statement of cash flows) to the related items in the accounts		Current quarter \$A'000	Previous quarter \$A'000
5.1	Bank balances	54	202
5.2	Call deposits	24	23
5.3	Bank overdrafts	-	-
5.4	Other (provide details)	-	-
<b>5.5</b>	<b>Cash and cash equivalents at end of quarter (should equal item 4.6 above)</b>	<b>78</b>	<b>225</b>

**6. Payments to related parties of the entity and their associates**

- |     |   | Current quarter<br>\$A'000 |
|-----|---|----------------------------|
| 6.1 | Aggregate amount of payments to related parties and their associates included in item 1 | 66                         |
| 6.2 | Aggregate amount of payments to related parties and their associates included in item 2 | -                          |

Note: if any amounts are shown in items 6.1 or 6.2, your quarterly activity report must include a description of, and an explanation for, such payments.

## Mining exploration entity or oil and gas exploration entity quarterly cash flow report

7. <b>Financing facilities</b> <i>Note: the term "facility" includes all forms of financing arrangements available to the entity.</i> <i>Add notes as necessary for an understanding of the sources of finance available to the entity.</i>	<b>Total facility amount at quarter end \$A'000</b>	<b>Amount drawn at quarter end \$A'000</b>
7.1 Loan facilities	-	-
7.2 Credit standby arrangements	-	-
7.3 Other (please specify)	-	-
7.4 <b>Total financing facilities</b>	-	-
7.5 <b>Unused financing facilities available at quarter end</b>		-
7.6 Include in the box below a description of each facility above, including the lender, interest rate, maturity date and whether it is secured or unsecured. If any additional financing facilities have been entered into or are proposed to be entered into after quarter end, include a note providing details of those facilities as well.		

8. <b>Estimated cash available for future operating activities</b>	<b>\$A'000</b>
8.1 Net cash from / (used in) operating activities (Item 1.9)	(196)
8.2 Capitalised exploration & evaluation (Item 2.1(d))	-
8.3 Total relevant outgoings (Item 8.1 + Item 8.2)	(196)
8.4 Cash and cash equivalents at quarter end (Item 4.6)	78
8.5 Unused finance facilities available at quarter end (Item 7.5)	-
8.6 Total available funding (Item 8.4 + Item 8.5)	78
8.7 <b>Estimated quarters of funding available (Item 8.6 divided by Item 8.3)</b>	<b>0.40</b>

8.8 If Item 8.7 is less than 2 quarters, please provide answers to the following questions:

- Does the entity expect that it will continue to have the current level of net operating cash flows for the time being and, if not, why not?

Answer:

Operating costs and overheads vary depending on the level of exploration work completed during each Quarter. During the Quarter, the Company had continuing exploration programs underway resulting in a higher expenditure for the Quarter. The Company expects to have similar cash flows for the foreseeable future.

- Has the entity taken any steps, or does it propose to take any steps, to raise further cash to fund its operations and, if so, what are those steps and how likely does it believe that they will be successful?

Answer:

The Company continues to monitor its capital requirements. At present, the Company has not initiated any fundraising activities. However, the Company is confident in securing additional working capital through new equity issue should the need arise in the foreseeable future. The Company notes that it retains its full placement capacity under Listing Rules 7.1 and 7.1A. The Company also notes that it has investments in listed shares valued at \$4.691m at 31 December 2025 which it could monetise to fund operational expenditures.

3. Does the entity expect to be able to continue its operations and to meet its business objectives and, if so, on what basis?

Answer:

The Company will be able to continue normal business operations. The Company has the ability to reduce its discretionary expenditure to reserve cash, including until such time as it finalises any future capital raising options. The directors are also confident that the Group will be successful in raising additional funds through the issue of new equity, should the need arise.

## Compliance statement

- 1 This statement has been prepared in accordance with accounting standards and policies which comply with Listing Rule 19.11A.
- 2 This statement gives a true and fair view of the matters disclosed.

Date: 30 January 2026

Authorised by: By the Board of Oakajee Corporation Limited  
(Name of body or officer authorising release – see note 4)

## Notes

1. This quarterly cash flow report and the accompanying activity report provide a basis for informing the market about the entity's activities for the past quarter, how they have been financed and the effect this has had on its cash position. An entity that wishes to disclose additional information over and above the minimum required under the Listing Rules is encouraged to do so.
2. If this quarterly cash flow report has been prepared in accordance with Australian Accounting Standards, the definitions in, and provisions of, *AASB 6: Exploration for and Evaluation of Mineral Resources* and *AASB 107: Statement of Cash Flows* apply to this report. If this quarterly cash flow report has been prepared in accordance with other accounting standards agreed by ASX pursuant to Listing Rule 19.11A, the corresponding equivalent standards apply to this report.
3. Dividends received may be classified either as cash flows from operating activities or cash flows from investing activities, depending on the accounting policy of the entity.
4. If this report has been authorised for release to the market by your board of directors, you can insert here: "By the board". If it has been authorised for release to the market by a committee of your board of directors, you can insert here: "By the [name of board committee – eg Audit and Risk Committee]". If it has been authorised for release to the market by a disclosure committee, you can insert here: "By the Disclosure Committee".
5. If this report has been authorised for release to the market by your board of directors and you wish to hold yourself out as complying with recommendation 4.2 of the ASX Corporate Governance Council's *Corporate Governance Principles and Recommendations*, the board should have received a declaration from its CEO and CFO that, in their opinion, the financial records of the entity have been properly maintained, that this report complies with the appropriate accounting standards and gives a true and fair view of the cash flows of the entity, and that their opinion has been formed on the basis of a sound system of risk management and internal control which is operating effectively.