

About 360 Capital Mortgage REIT

The 360 Capital Mortgage REIT (ASX:TCF) provides investors access to credit opportunities secured by Australian real estate assets. TCF aims to deliver regular monthly income to investors through disciplined asset selection and risk analysis. TCF is managed by 360 Capital Group (ASX:TGP), a specialist real estate fund manager with over 18-years experience, having undertaken over \$6 billion of corporate, direct and credit real estate transactions across Australia and New Zealand.

Highlights

Unit Price / Unit NAV¹

Unit Price	\$5.78
Unit NAV	\$5.936

Net Return² (% p.a.) on NAV

12 month	10.61%
Annualised current month	9.92%

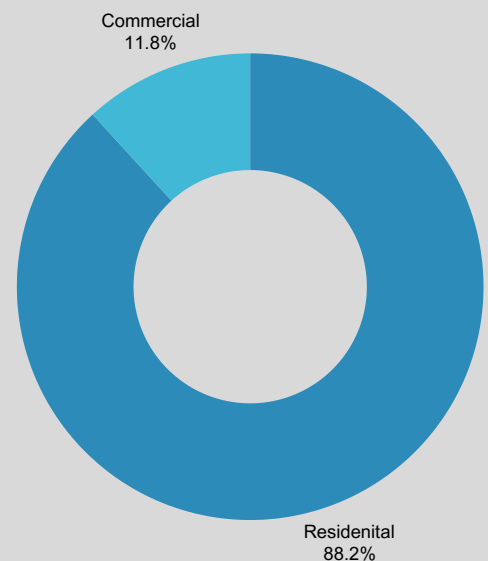
Distribution (% p.a.) on NAV

12 month	10.69%
Annualised current month	9.92%
Monthly Distribution (¢ per unit)	5.0000
12 month Distribution (¢ per unit)	63.5000

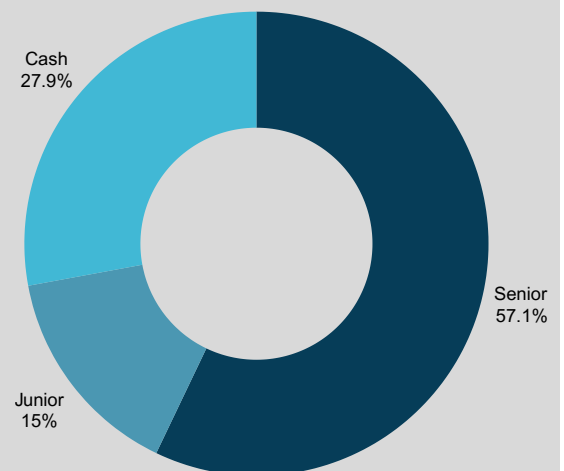
Key Information

Target return	RBA cash rate +4.0% p.a. (net) ³
Distribution frequency	Monthly ⁴
NAV pricing	Monthly
S&P Global Industry Classification Standard (GICS)	40204010 Mortgage Real Estate Investment Trust

Property Sector



Portfolio Composition



49.1%
Portfolio LVR⁵

6
Loans

7 months
Term to Maturity⁶

57.1%
Senior Loans⁷

10.2%
Weighted Avg.
Interest Rate⁷

360 CAPITAL MORTGAGE REIT (ASX:TCF)

PERFORMANCE UPDATE - DECEMBER 2025



Distributions (¢ per unit)

FY	Jul	Aug	Sep	Oct	Nov	Dec	Jan	Feb	Mar	Apr	May	Jun	YTD
2026	5.1000	6.0000	5.5000	5.0000	4.7000	5.0000							31.3000
2025	4.1667	4.1667	5.0000	6.6667	5.1000	5.0000	5.2000	5.0000	5.0000	5.0000	6.0000	6.0000	62.3001
2024	3.5000	3.5000	3.5000	3.5000	3.5000	3.5000	3.5000	3.5000	3.5000	3.5000	3.5000	6.5000	45.0000
2023	3.0000	3.0000	3.0000	3.0000	3.0000	3.0000	3.5000	3.5000	3.5000	3.5000	3.5000	3.5000	39.0000
2022	3.0000	3.0000	3.0000	3.0000	3.0000	3.0000	3.0000	3.0000	3.0000	3.0000	3.0000	3.0000	36.0000
2021	-	-	-	-	-	-	-	-	-	3.0000	3.0000	3.0000	9.0000

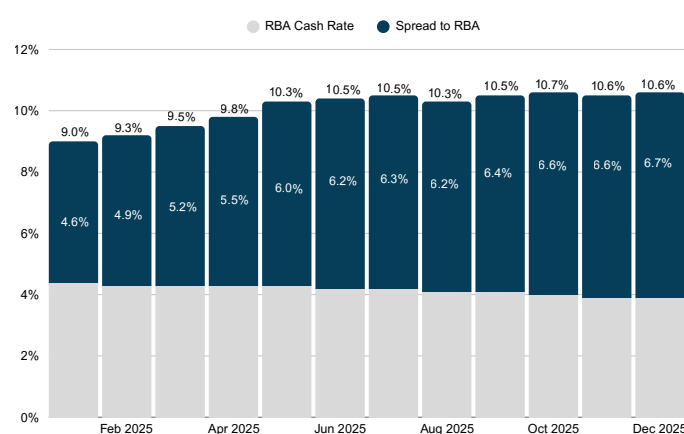
Net Return² (%)

FY	Jul	Aug	Sep	Oct	Nov	Dec	Jan	Feb	Mar	Apr	May	Jun	YTD
2026	0.89	0.98	0.93	0.84	0.79	0.84							5.27
2025	0.87	1.15	0.79	0.65	0.86	0.82	0.96	0.81	0.84	0.79	0.94	0.99	10.48
2024	0.51	0.79	0.69	0.76	0.60	0.77	0.57	0.52	0.59	0.52	0.47	0.77	7.56
2023	0.51	0.51	0.49	0.51	0.51	0.67	0.64	0.57	0.62	0.60	0.72	0.20	6.54
2022	0.59	0.51	0.51	0.51	0.51	0.57	0.47	0.47	0.51	0.52	0.52	0.42	6.09
2021	-	-	-	-	-	-	-	-	-	0.52	0.49	0.51	1.52

Fund Performance² (%)

%	1mth	3mth	6mth	1yr	3yr	Incep ¹⁰
Net return	0.84	2.48	5.27	10.61	8.89	7.89
Target return ⁸	0.65	1.92	3.86	7.88	8.04	6.85
Distribution	0.84	2.48	5.27	10.69	8.95	7.88
RBA cash rate ⁹	0.31	0.91	1.84	3.88	4.04	2.85
Spread to RBA	0.53	1.57	3.43	6.81	4.91	5.03

Trailing 12-Month Net Returns



Notes: Past performance is not a reliable indicator of future performance. Numbers presented are subject to rounding.

1. As at close of business month end. 2. Net returns are calculated based on the average month end NAV's across the respective time periods. Returns are based on NAV unit price, after taking into account all fees and costs, does not assume reinvestment of distributions. NAV is unaudited. Returns are annualised if over one year. No allowance has been made for entry fees or taxation. 3. Target return is RBA cash rate + 4.00% net of fees. The Target return represents a goal of the Trust, there is no guarantee this will be achieved. 4. The payment of monthly cash income is a goal of the Trust only and the Responsible Entity does not provide any representation or warranty (whether express or implied) in relation to the payment of any monthly cash income. 5. Represents total LVR of loans in the portfolio and cash, weighted by the Trusts share of the underlying loan investments. 6. Weighted average to final maturity based on share of underlying loans and cash. 7. Weighted average based on share of underlying loans calculated at month end. 8. The Trust has targeted a 6.00% net return since the commencement of monthly distributions in April 2021, the Target return was updated to RBA cash rate +4.00% p.a. in September 2024, all historic returns are compared to the Trust's current Target return. 9. The Trust is a different class to cash which is displayed by the RBA cash rate, accordingly, the Trust is of a higher risk than an investment in cash. 10. 31 March 2021, being date of first loan deployment following 360 Capital FM Limited taking over management of the Trust.

Disclaimer

This report has been issued and authorised for release by 360 Capital FM Limited ABN 15 090 664 396 AFSL 221474 (Responsible Entity) as responsible entity for 360 Capital Mortgage REIT ARSN 115 632 990 (TCF or Trust).

The information is general in nature only and does not take into account the investment objectives, financial situation or needs of any particular investor. It does not constitute financial, tax or legal advice, nor is it an offer, invitation or recommendation to subscribe or purchase a unit in TCF or any other financial product. Before making an investment decision, you should consider obtaining professional investment advice that takes into account your personal circumstances and should read the current Product Disclosure Statement (PDS), Target Market Determination (TDM) and any ASX announcements of the Fund. The PDS and TDM for the Fund can be obtained by visiting the Fund website www.360capital.com.au/tcf-investor-centre. Past performance is not a reliable indicator of future performance. The Responsible Entity does not guarantee repayment of capital or any particular rate of return from the Trust. All opinions and estimates included in this report constitute judgements of the Responsible Entity at the date of the report and are subject to change without notice.

Whilst every effort has been made to ensure the information contained in this report is accurate, no warranty is given to its accuracy, reliability or completeness and persons relying on this information do so at their own risk. The Responsible Entity and its related bodies corporate and other affiliates and their respective directors, employees, consultants and agents make no representation or warranty as to the accuracy, completeness, timeliness or reliability of the contents of this report. To the maximum extent permitted by law, no member of the Responsible Entity accepts any liability (including, without limitation, any liability arising from fault or negligence on the part of any of them) for any loss whatsoever arising from the use of this report or its contents or otherwise arising in connection with it.

Additional information in response to ASIC Report 814 - Private Credit in Australia

Investment returns – 1-month, 3-month, rolling 12-month, and since inception returns (before and after fees) ¹¹	%	1mth	3mth	1yr	Incep ¹⁰
	Net return	0.84	2.48	10.61	7.89
Number of loans in portfolio	6				
Number of loans greater than 5% of the portfolio	5				
Summary of geographic spread of loans	NSW 100%				
Number of loans in arrears	Nil				
Time period in arrears	Total Arrears	30 Days	60 Days	>90 Days	
	\$0	-	-	-	
Number of loans using PIK, and proportion of portfolio by value	Nil, 0%				
Proportion of distributions paid from: (a) cash income from investments and (b) from other sources	(a) 100% (b) 0%				
Fund gearing ¹²	The Trust does not intend to borrow nor have any current or historically borrowings.				

Additional disclosures consistent with guidelines contained in ASIC RG46 Unlisted Property Schemes

Related party transactions	The Trust does not have any related party loans.
Distribution practices	The Trust targets to distribute 100% of operating earning.
Withdrawal arrangements ¹³	Liquidity Mechanism: Unitholders have the ability to participate in semi-annual off-market buybacks at the Trust's NAV per unit with pricing dates of 30 June and 31 December each year. Capped at 5% of units on issue every six-months, not to exceed 10.0% p.a. reduced by any on-market buy back in the preceding 12-month period.

Notes: Past performance is not a reliable indicator of future performance.

11. Net returns are calculated based on the average month end NAV's across the respective time periods. Returns are based on NAV unit price, after taking into account all fees and costs, does not assume reinvestment of distributions. NAV is unaudited. Returns are annualised if over one year. No allowance has been made for entry fees or taxation. 12. The Trust does not have any current borrowings, however the Trust may take on gearing for liquidity and working capital purposes. Gearing in the Trust will not exceed 30% of GAV of the Trust. The Trust has not historically had any gearing since 360 Capital took over management of the Trust in September 2020. 13. As disclosed in the Notice of Meeting to approve the Off-Market Buy-back dated 26 November 2024, it is the Responsible Entity's intention to conduct an off-market buy-back for the Trust on a semi-annual basis until such time as the Trust's market capitalisation reaches \$100 million. However, the Responsible Entity will have regard to market conditions, the capitalisation of the Trust and other factors in determining whether to conduct the Off-Market Buy-Back at a given time. The Responsible Entity may, for instance, post-pone or otherwise cancel the Off-Market Buy-Back in circumstances including where the Responsible Entity determines that conducting the Off-Market Buy-Back may not be in the best interests of Members, materially prejudice the Trust's ability to pay its creditors, prevent the Trust from discharging any indebtedness or prevent the Trust from conducting and growing its business.