



31 October 2025

## AYT QUARTERLY ACTIVITIES REPORT

Austin Metals Limited (ASX: **AYT**, "**Austin Metals**", "the **Company**") is pleased to provide the following summary of its activities for the three (3) months ending 30 September 2025 (**Period**) and events subsequent.

### **Broken Hill Project**

During the quarter Austin announced it had entered into a binding agreement with Kingfisher Mining Ltd (ASX: KFM) for the sale of its Broken Hill tenement package in New South Wales<sup>1</sup>.

Total consideration for the transaction is \$400,000, comprising:

- \$200,000 in cash; and
- \$200,000 in fully paid ordinary shares in Kingfisher, at an issue price equal to the 5-day volume weighted average price of the Shares calculated over the 5 trading days prior to the execution date.

This strategic divestment enables Austin to streamline its portfolio and focus its resources on advancing its core Western Australian gold assets. The Company will retain exposure to potential future upside through its equity interest in Kingfisher. The transaction is expected to be completed in the near term, subject to the satisfaction of customary closing conditions.

**Consideration will be received upon settlement of the transaction which is expected to occur in the December 2025 quarter.**

### **Austin Project**

During the quarter Austin Metals announced the assay results from drilling conducted in July 2025 at its Mt Sandy prospect.

The drilling returned multiple significant shallow gold intercepts highlighting potential for a substantial gold system, including<sup>2</sup>:

- **5.0m @ 4.4 g/t Au from 64.0m**
  - including **1.0m @ 10.7 g/t Au from 66.0m** in 25MSRC09
- **4.0m @ 4.4 g/t Au from 36.0m**
  - including **2.0m @ 6.0 g/t Au from 38.0m** in 25MSRC12
- **3.0m @ 3.1 g/t Au from 29.0m**
  - including **1.0m @ 8.3 g/t Au from 29.0m** in 25MSRC10
- These results follow on from recent high grade drilling results at Mt Sandy, including<sup>3</sup>:
  - **2.0m @ 3.7g/t Au from 26.0m**
  - **2.0m @ 2.9g/t Au from 52.0m**

<sup>1</sup> Refer ASX release dated 25 July 2025 - Divestment of Broken Hill Assets

<sup>2</sup> Refer ASX release dated 3 September 2025 - Multiple High Grade Gold Hits Show Large Scale At Austin

<sup>3</sup> Refer ASX release dated 24 June 2025 - Widespread Gold Mineralisation Intersected in Drilling



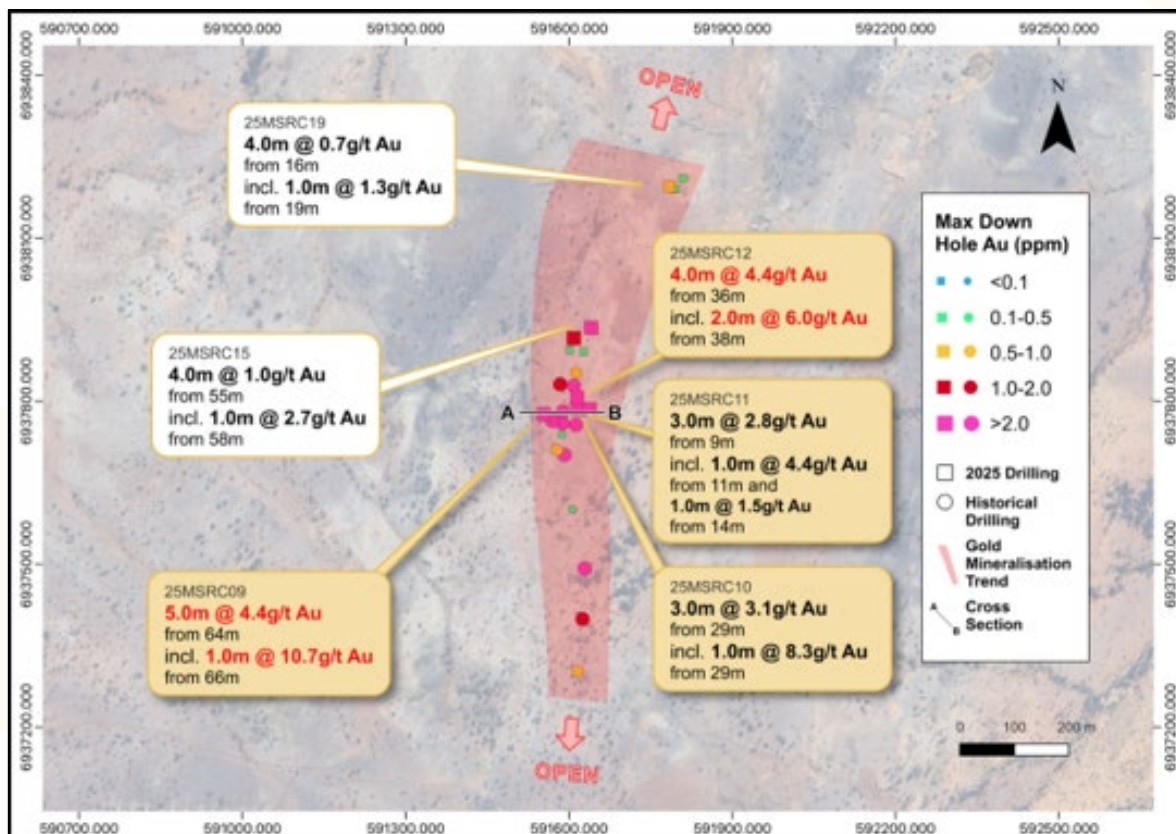
The results **extend the strike of drill-defined mineralisation at Mt Sandy to approximately 1km, with mineralisation remaining open in all directions.**

Previously completed soil geochemistry indicates a significant circa 5km in strike and up to 2km in width anomaly along to the northeast of Mt Sandy yet to be properly tested by drilling (Figure 2).

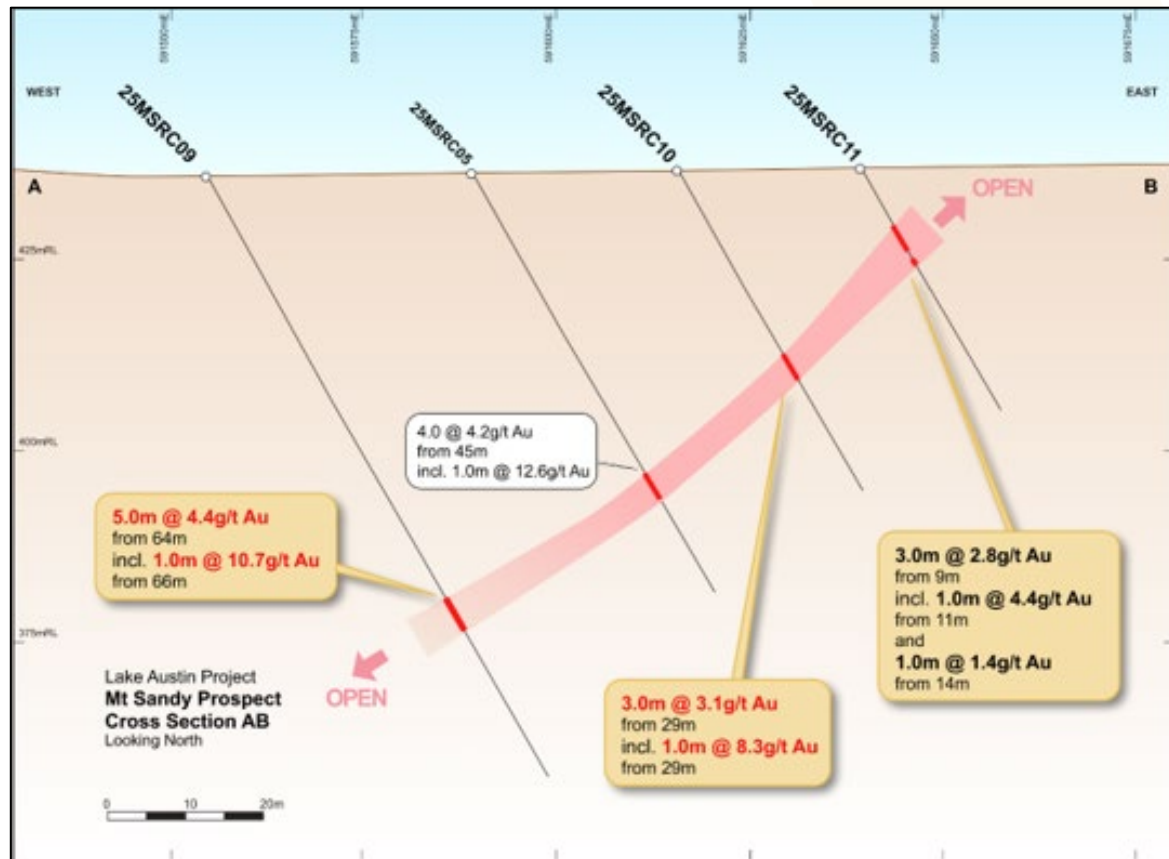
### **Next Steps at the Austin Project**

Further exploration at the Austin Gold Project over coming months will comprise:

- Further RC drilling to extend the high-grade gold zones at Mt Sandy and test new mineralisation trends.
- Systematic exploration, including ground geophysics and geochemical surveys, to generate additional drill targets across the project
- Evaluation of the previously reported targets located on the western tenement boundary, along strike of recent positive drilling at Caprice Resources' Island Project.



**Figure 1:** Plan view map of the Mt Sandy Prospect, showing key drill collar locations, significant intercepts and mineralisation trend.



**Figure 2:** Cross-section of Mt Sandy illustrating the high-grade mineralisation zone.



## Ashburton Project

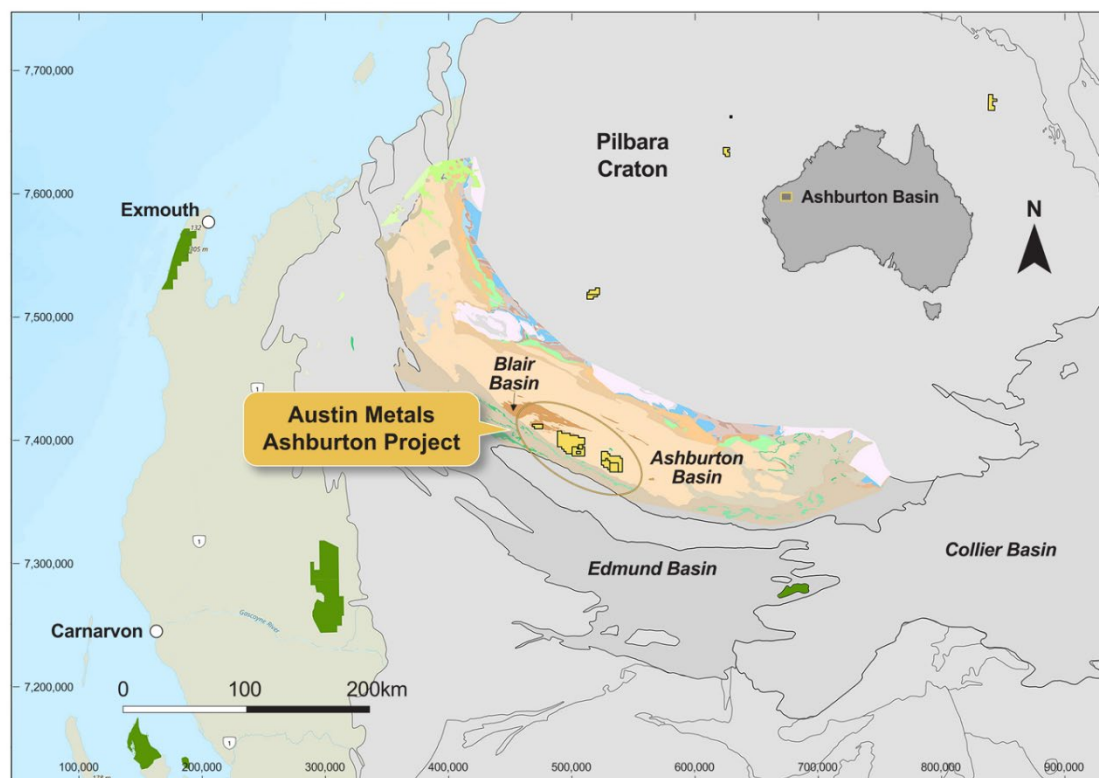
The Company conducted its maiden RC drilling program at the Ashburton Project in April 2025. The program defined a **laterally extensive Cu-AU system over 900m** along strike open in all directions, results included<sup>4</sup>:

- **10.0m @ 0.6 g/t Au, 0.3% Cu from 6.0m in 25ABRC15**
- **2.0m @ 2.1g/t Au, 1.2% Cu from 10.0m and 2.0m @ 2.3 g/t Au from 37.0m in 25ABRC14.**
- **2.0m @ 2.7 g/t Au from 6.0m in 25ABRC17.**
- **2.0m @ 1.9g/t Au, 2.1% Cu in 25ABRC18.**

Mineralised zones (1–10m thick) display intense alteration, transition in from magnetite–pyrrhotite assemblages at depth to hematite–silica–chlorite alteration near surface. The presence of felsic porphyritic dykes and hydrothermal breccias suggests a potential magmatic–hydrothermal fluid source.

### Next Steps at the Ashburton Project

- Continue target generation works.
- Assess epithermal potential of mapped hydrothermal breccias.



**Figure 3: Ashburton Cu-Au Project Tenements and Regional Geology.**

<sup>4</sup> Refer ASX release dated 24 June 2025 - Widespread Gold Mineralisation Intersected in Drilling



## Corporate

In accordance with ASX Listing Rule 5.3 the Company advises of the following:

- It has spent \$454,000 on exploration and evaluation activities during the quarter. There was no mining development or production activities conducted during the quarter.
- Expenditure predominantly related to:
  - Desktop review, analysis and reporting
  - Technical consulting fees including consultant geologists
  - Drilling and assay costs
  - Tenement administration, management and reporting
  - Corporate, Accounting and Legal expenses
- During the Quarter, the Company made payments to related parties of \$106,000 comprising remuneration paid to Directors and reimbursement of exploration and evaluation costs paid to Gardner Mining Pty Ltd an associated entity of Non-executive Director Darren White.

## Current Capital Structure

Quoted Securities	
Fully paid ordinary shares	1,584,191,349
Unquoted Securities	
Options @ \$0.012 expiring 31/12/2026	154,158,363
Options @ \$0.012 expiring 20/01/2028	20,000,000
Options @ \$0.10 expiring 27/06/2027	130,000,000
Options @ \$0.10 expiring 27/06/2028	20,000,000
Performance Rights	400,000,000

## Interests in Tenement as of 30 June 2025

Project	Tenement	Tenement Holder	Grant Date	Expiry Date	Blocks	Area (sq km)
Tindery	EL 8579	Austin Metals Limited	26/05/2017	26/05/2029	47	141
Wellington	EL 8971	Austin Metals Limited	23/04/2020	23/04/2026	71	213
Broken Hill	EL 7300	Austin Metals Limited	23/02/2009	23/02/2026	18	54
	EL 8075	Austin Metals Limited	15/04/2013	15/04/2025	40	120
	EL 8077	Austin Metals Limited	15/04/2013	15/04/2025	23	69
	EL 8078	Austin Metals Limited	15/04/2013	15/04/2025	36	108
	EL 8236	Austin Metals Limited	11/02/2014	11/02/2026	4	12
	EL 8495	Austin Metals Limited	22/12/2016	22/12/2026	5	15
	EL 8685	Austin Metals Limited	23/01/2018	23/01/2030	2	6
	EL 8862	Austin Metals Limited	17/06/2019	17/06/2025	8	24
	EL 8863	Austin Metals Limited	17/06/2019	17/06/2025	29	87
Austin	E58/510	Gardner Tenements Pty Ltd*	31/05/2018	30/05/2028	26	78
Austin	E58/543	Gardner Tenements Pty Ltd*	1/07/2019	30/06/2029	3	9
Austin	E21/201	Gardner Tenements Pty Ltd*	13/08/2019	12/08/2029	31	93
Austin	M21/154	Gardner Tenements Pty Ltd*	20/01/2010	19/01/2031	-	4.88
Ashburton Copper-Gold Project	E08/2997	Gardner Mining Pty Ltd	22/08/2019	21/08/2029	4	12
	E08/3104	Gardner Mining Pty Ltd	11/03/2020	10/03/2025	16	48
	E08/3120	Gardner Mining Pty Ltd	15/10/2021	14/10/2026	9	27
	E08/3121	Gardner Mining Pty Ltd	15/10/2021	14/10/2026	79	237
	E08/3222	Gardner Mining Pty Ltd	17/11/2021	16/11/2026	13	39
	E08/3273	Gardner Mining Pty Ltd	18/11/2021	17/11/2026	39	117





	E08/2938	John Harvey Firth	5/07/2018	4/07/2028	2	6
	E08/2994	John Harvey Firth	18/10/2019	17/10/2029	20	60
	P08/0699	John Harvey Firth	19/07/2018	18/07/2026	-	1.38

*\*Austin Project JVA*

Joint Operations	Percentage interest
Austin Metals Farm In and Joint Operation Agreement	
EL 7300	85%
EL 8075	75%
Austin Metals Broken Hill Project Sale Agreement – Variscan Mines Limited	
ELs 8236 and 8075	75%
Agreement relating to EL 8078 (Yalcowinna – formerly Ziggys EL 6036 and Euriowie 7319) with Eaglehawk Geological Consulting Pty Ltd	
EL 8078 (Eaglehawk has an 8% interest in this EL)	92%
Broken Hill Base Metals Project with Impact Minerals Limited*	
EL 7390	0%
Austin Metals JO with CBH	
EL 8495	75%
EL 8236	75%
EL 8075	75%
EL 8862	75%
EL 8863	75%
Joint Ventures	
Joint Venture with Gardner Mining Pty Ltd (Gardner Tenements Pty Ltd)	80%

### **Tenements acquired and/or disposed of during the Quarter**

No tenements were acquired or disposed during the Quarter.

***This announcement has been authorised for release by the Board of Directors of Austin Metals Limited.***

### **Contact details**

Ph: +61 (8) 9463 2463

Email: [austinmetals@nexiaperth.com.au](mailto:austinmetals@nexiaperth.com.au)

### **About Austin Metals**

Austin Metals Limited (AYT) is a Gold and precious metals explorer focused on the prolific mining districts of Western Australia. AYT's flagship Austin Gold Project is located in the highly prospective Murchison greenstone province of Western Australia adjacent to the Cue Gold Project owned by Musgrave Minerals Limited (ASX:MGV), which includes the high grade Break of Day Deposit and Starlight discovery. Austin also neighbours the Caprice Resources Limited (ASX:CRS) flagship Island Gold Project.

### **CAUTION REGARDING FORWARD LOOKING INFORMATION**

*This document contains forward looking statements concerning Austin Metals Limited. Forward-looking statements are not statements of historical fact and actual events and results may differ materially from those described in the forward-looking statements as a result of a variety of risks, uncertainties and other factors. Forward-looking statements are inherently subject to business, economic, competitive, political and social uncertainties and contingencies. Many factors could cause the Company's actual results to differ materially from those expressed or implied in any forward-looking information provided by the Company, or on behalf of, the Company. Such factors include, among other things, risks relating to additional funding requirements, metal prices, exploration, development and operating risks, competition, production risks, regulatory restrictions, including environmental regulation and liability and potential title disputes. Forward looking statements in this document are based on Austin Metal's beliefs, opinions and estimates of Austin Metals as of the dates the forward-looking statements are*



made, and no obligation is assumed to update forward looking statements if these beliefs, opinions and estimates should change or to reflect other future development.

**COMPETENT PERSONS STATEMENT**

*There is information in this announcement relating to exploration results which were previously announced on the ASX before 31 October 2025. The Company confirms that it is not aware of any further new information or data that materially affects the information included in the original market announcements by Austin Metals Limited referenced in this report. To the extent disclosed above, the Company confirms that the form and context in which the Competent Person's findings are presented have not been materially modified from the original market announcements.*

## Appendix 5B

### Mining exploration entity or oil and gas exploration entity quarterly cash flow report

**Name of entity**

Austin Metals Limited

**ABN**

68 130 933 309

**Quarter ended ("current quarter")**

30 September 2025

<b>Consolidated statement of cash flows</b>		<b>Current quarter \$A'000</b>	<b>Year to date (3 months) \$A'000</b>
<b>1.</b>	<b>Cash flows from operating activities</b>		
1.1	Receipts from customers	-	-
1.2	Payments for		
	(a) exploration & evaluation	(7)	(7)
	(b) development	-	-
	(c) production	-	-
	(d) staff costs	(24)	(24)
	(e) administration and corporate costs	(27)	(27)
1.3	Dividends received (see note 3)	-	-
1.4	Interest received	3	3
1.5	Interest and other costs of finance paid	-	-
1.6	Income taxes paid	-	-
1.7	Government grants and tax incentives	-	-
1.8	Other	-	-
<b>1.9</b>	<b>Net cash from / (used in) operating activities</b>	<b>(55)</b>	<b>(55)</b>
<b>2.</b>	<b>Cash flows from investing activities</b>		
2.1	Payments to acquire or for:		
	(a) entities	-	-
	(b) tenements	-	-
	(c) property, plant and equipment	-	-
	(d) exploration & evaluation	(454)	(454)
	(e) investments	-	-



<b>Consolidated statement of cash flows</b>		<b>Current quarter \$A'000</b>	<b>Year to date (3 months) \$A'000</b>
	(f) other non-current assets	-	-
2.2	Proceeds from the disposal of:		
	(a) entities	-	-
	(b) tenements	-	-
	(c) property, plant and equipment	-	-
	(d) investments	-	-
	(e) other non-current assets	-	-
2.3	Cash flows from loans to other entities	-	-
2.4	Dividends received	-	-
2.5	Other (provide details if material)	-	-
<b>2.6</b>	<b>Net cash from / (used in) investing activities</b>	<b>(454)</b>	<b>(454)</b>

<b>3.</b>	<b>Cash flows from financing activities</b>		
3.1	Proceeds from issues of equity securities (excluding convertible debt securities)	-	-
3.2	Proceeds from issue of convertible debt securities	-	-
3.3	Proceeds from exercise of options	-	-
3.4	Transaction costs related to issues of equity securities or convertible debt securities	-	-
3.5	Proceeds from borrowings	-	-
3.6	Repayment of borrowings	-	-
3.7	Transaction costs related to loans and borrowings	-	-
3.8	Dividends paid	-	-
3.9	Other	-	-
<b>3.10</b>	<b>Net cash from / (used in) financing activities</b>	<b>-</b>	<b>-</b>

<b>4.</b>	<b>Net increase / (decrease) in cash and cash equivalents for the period</b>		
4.1	Cash and cash equivalents at beginning of period	1,058	1,058
4.2	Net cash from / (used in) operating activities (item 1.9 above)	(55)	(55)
4.3	Net cash from / (used in) investing activities (item 2.6 above)	(454)	(454)

<b>Consolidated statement of cash flows</b>		<b>Current quarter \$A'000</b>	<b>Year to date (3 months) \$A'000</b>
4.4	Net cash from / (used in) financing activities (item 3.10 above)	-	-
4.5	Effect of movement in exchange rates on cash held	-	-
<b>4.6</b>	<b>Cash and cash equivalents at end of period</b>	<b>549</b>	<b>549</b>

<b>5.</b>	<b>Reconciliation of cash and cash equivalents</b> at the end of the quarter (as shown in the consolidated statement of cash flows) to the related items in the accounts	<b>Current quarter \$A'000</b>	<b>Previous quarter \$A'000</b>
5.1	Bank balances	549	1,058
5.2	Call deposits	-	-
5.3	Bank overdrafts	-	-
5.4	Other ((High Interest Account)	-	-
<b>5.5</b>	<b>Cash and cash equivalents at end of quarter (should equal item 4.6 above)</b>	<b>549</b>	<b>1,058</b>

<b>6.</b>	<b>Payments to related parties of the entity and their associates</b>	<b>Current quarter \$A'000</b>
6.1	Aggregate amount of payments to related parties and their associates included in item 1	25
6.2	Aggregate amount of payments to related parties and their associates included in item 2	106
<i>Note: if any amounts are shown in items 6.1 or 6.2, your quarterly activity report must include a description of, and an explanation for, such payments.</i>		

## Mining exploration entity or oil and gas exploration entity quarterly cash flow report

<b>7. Financing facilities</b> <i>Note: the term "facility" includes all forms of financing arrangements available to the entity. Add notes as necessary for an understanding of the sources of finance available to the entity.</i>	<b>Total facility amount at quarter end \$A'000</b>	<b>Amount drawn at quarter end \$A'000</b>
7.1 Loan facilities	-	-
7.2 Credit standby arrangements	-	-
7.3 Other (please specify)	-	-
7.4 <b>Total financing facilities</b>	-	-
7.5 <b>Unused financing facilities available at quarter end</b>		-
7.6 Include in the box below a description of each facility above, including the lender, interest rate, maturity date and whether it is secured or unsecured. If any additional financing facilities have been entered into or are proposed to be entered into after quarter end, include a note providing details of those facilities as well.		
Please note, the Company has tenement security bonds of \$175k		

<b>8. Estimated cash available for future operating activities</b>	<b>\$A'000</b>
8.1 Net cash from / (used in) operating activities (item 1.9)	(55)
8.2 (Payments for exploration & evaluation classified as investing activities) (item 2.1(d))	(454)
8.3 Total relevant outgoings (item 8.1 + item 8.2)	(509)
8.4 Cash and cash equivalents at quarter end (item 4.6)	549
8.5 Unused finance facilities available at quarter end (item 7.5)	-
8.6 Total available funding (item 8.4 + item 8.5)	549
8.7 <b>Estimated quarters of funding available (item 8.6 divided by item 8.3)</b>	1.08
<i>Note: if the entity has reported positive relevant outgoings (ie a net cash inflow) in item 8.3, answer item 8.7 as "N/A". Otherwise, a figure for the estimated quarters of funding available must be included in item 8.7.</i>	
8.8 If item 8.7 is less than 2 quarters, please provide answers to the following questions:	
8.8.1 Does the entity expect that it will continue to have the current level of net operating cash flows for the time being and, if not, why not?	
Answer Yes, given the Company is an exploration company and not generating any revenue, it is expected that it will continue to have negative operating cash flows for the time being.	

8.8.2 Has the entity taken any steps, or does it propose to take any steps, to raise further cash to fund its operations and, if so, what are those steps and how likely does it believe that they will be successful?

Answer: The Board monitors the funding requirements of the Company on an ongoing basis. The Company has been able demonstrate a record of securing funds when required, however at this point has not entered into any formal agreement to raise funds.

In addition the Company will receive \$200,000 AUD and 4,000,000 ASX:KFM fully paid ordinary shares upon settlement of the Broken Hill Project divestment, which is expected to occur in the 2025 December quarter.

8.8.3 Does the entity expect to be able to continue its operations and to meet its business objectives and, if so, on what basis?

Answer: The Company will be able to continue normal business operations. The Company has the ability to reduce certain discretionary expenditure to reserve cash, including until such time as it finalises any future capital raising options.

*Note: where item 8.7 is less than 2 quarters, all of questions 8.8.1, 8.8.2 and 8.8.3 above must be answered.*

## Compliance statement

- 1 This statement has been prepared in accordance with accounting standards and policies which comply with Listing Rule 19.11A.
- 2 This statement gives a true and fair view of the matters disclosed.

Date: 31 October 2025

Authorised by: the Board

(Name of body or officer authorising release – see note 4)

## Notes

1. This quarterly cash flow report and the accompanying activity report provide a basis for informing the market about the entity's activities for the past quarter, how they have been financed and the effect this has had on its cash position. An entity that wishes to disclose additional information over and above the minimum required under the Listing Rules is encouraged to do so.
2. If this quarterly cash flow report has been prepared in accordance with Australian Accounting Standards, the definitions in, and provisions of, *AASB 6: Exploration for and Evaluation of Mineral Resources* and *AASB 107: Statement of Cash Flows* apply to this report. If this quarterly cash flow report has been prepared in accordance with other accounting standards agreed by ASX pursuant to Listing Rule 19.11A, the corresponding equivalent standards apply to this report.
3. Dividends received may be classified either as cash flows from operating activities or cash flows from investing activities, depending on the accounting policy of the entity.
4. If this report has been authorised for release to the market by your board of directors, you can insert here: "By the board". If it has been authorised for release to the market by a committee of your board of directors, you can insert here: "By the [name of board committee – eg Audit and Risk Committee]". If it has been authorised for release to the market by a disclosure committee, you can insert here: "By the Disclosure Committee".
5. If this report has been authorised for release to the market by your board of directors and you wish to hold yourself out as complying with recommendation 4.2 of the ASX Corporate Governance Council's *Corporate Governance Principles and Recommendations*, the board should have received a declaration from its CEO and CFO that, in their opinion, the financial records of the entity have been properly maintained, that this report complies with the appropriate accounting standards and gives a true and fair view of the cash flows of the entity, and that their opinion has been formed on the basis of a sound system of risk management and internal control which is operating effectively.