



**FAR NORTHERN
RESOURCES**

**INVESTOR PRESENTATION
AUGUST 2025**

Far Northern Resources Assets

FNR Group Minerals Resources of 117koz Au (refer to slide 12)

Bridge Creek, Northern Territory

- Existing JORC Resource at Bridge Creek.
- Resource open at depth and along strike.

Ios, Northern Territory

- Recently completed JORC Resource at Ios.
- Resource open at depth and along strike.

Empire, Queensland

- Existing JORC Resource at Empire Stockworks.
- Multiple Prospects still to be drill tested.

Rocks Reef, Queensland

- Multiple targets identified from Rock Chips.



A Pathway towards Growth and Production

Bridge Creek Project

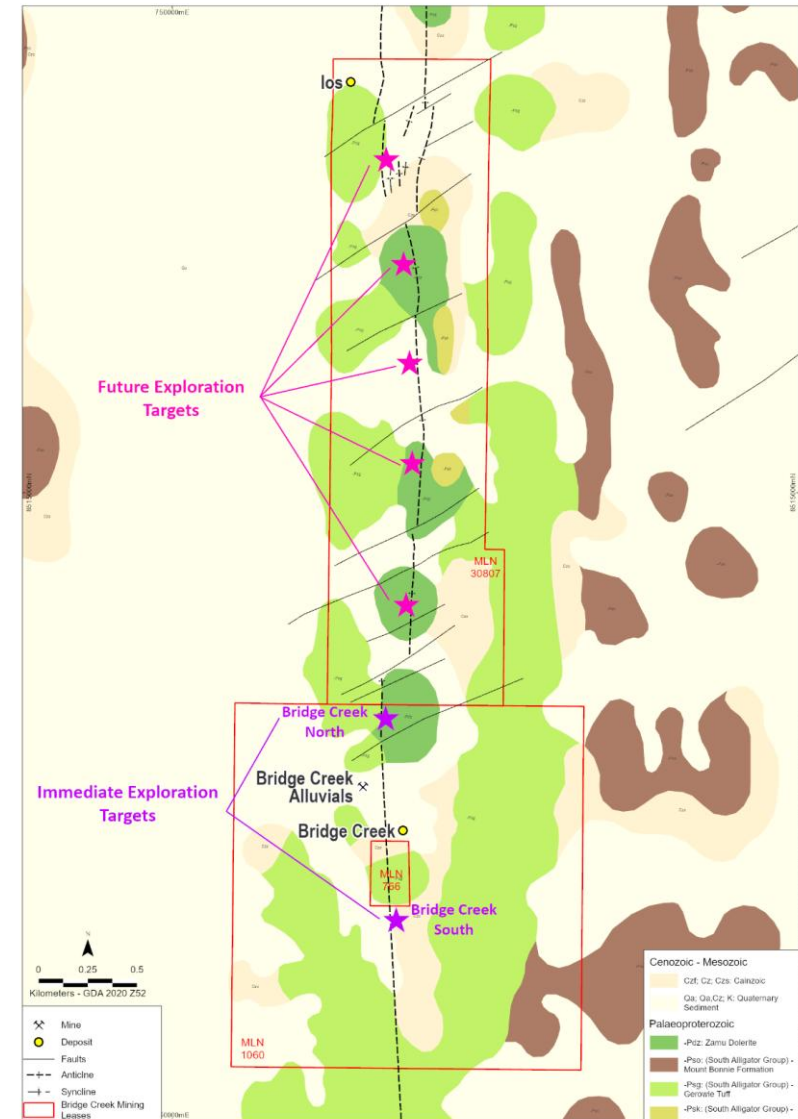
- 100% owned Mining Leases.
- 5km strike of the Howley Anticline.
- Resource definition drilling underway: Phase 1 completed.
- Phase 2 expected to commence September 2025.

Exploration Scale & Growth

- Initial JORC 95kOz Au Resource Base and growing.
- Exploration and resource definition drilling at Bridge Creek.
- Exploration and resource definition drilling at Bridge Creek North.
- Exploration and resource definition drilling at Bridge Creek South.
- Exploration and resource definition northern zone at Ios.
- Future exploration along strike from Bridge Creek and Ios, along old Chinese workings.

Exploration to date

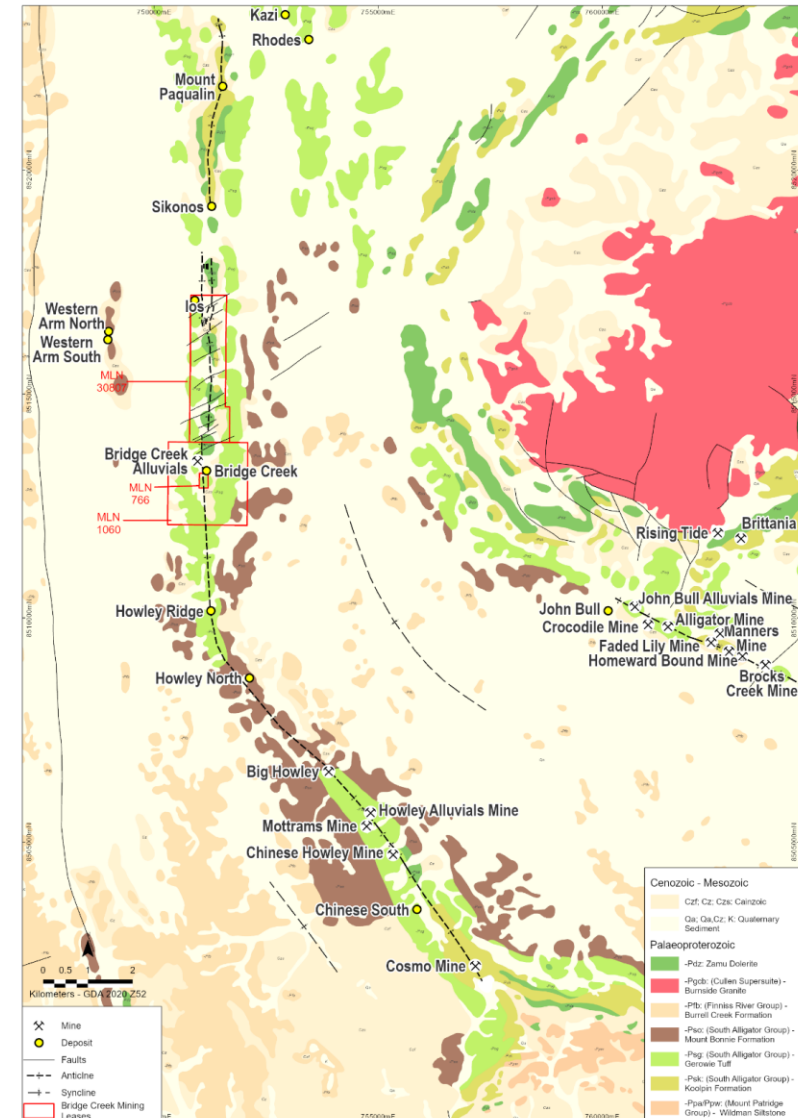
- Over 49,770m of (historic and new) drilling.



Bridge Creek & Ios, Northern Territory

A Tier -1 Mineral Province

- The Pine Creek & Cosmo Howley Anticline in the NT is a significant geological structure, 30km long hosting 8 mines that has produced more than 3 million ounces of gold⁽¹⁾.
- 100% owned Bridge Creek sits on Granted Mineral Lease with approvals in place.
- Bridge Creek lies on the central part of the structure and has significant mineralization in place.
- Bridge Creek is in the early phase of active resource definition having completed almost 50,000m of drilling historically at Bridge Creek.
- A recent drilling program is confirming historical data.
- LiDAR survey completed last quarter, has highlighted further exploration opportunities along the anticline.
- Updated Resources at Ios has increased the overall project to 95koz Au.

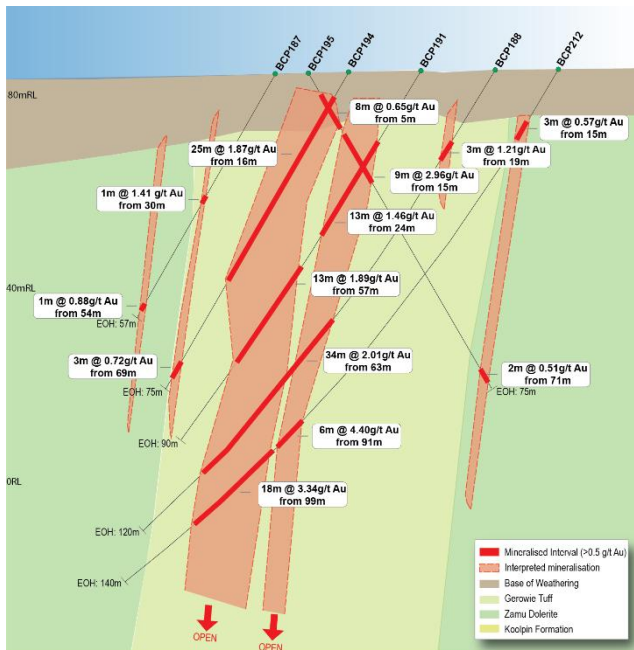


1 – Wygralak & Scrimgeour, 2009. Gold Deposits of the Northern Territory

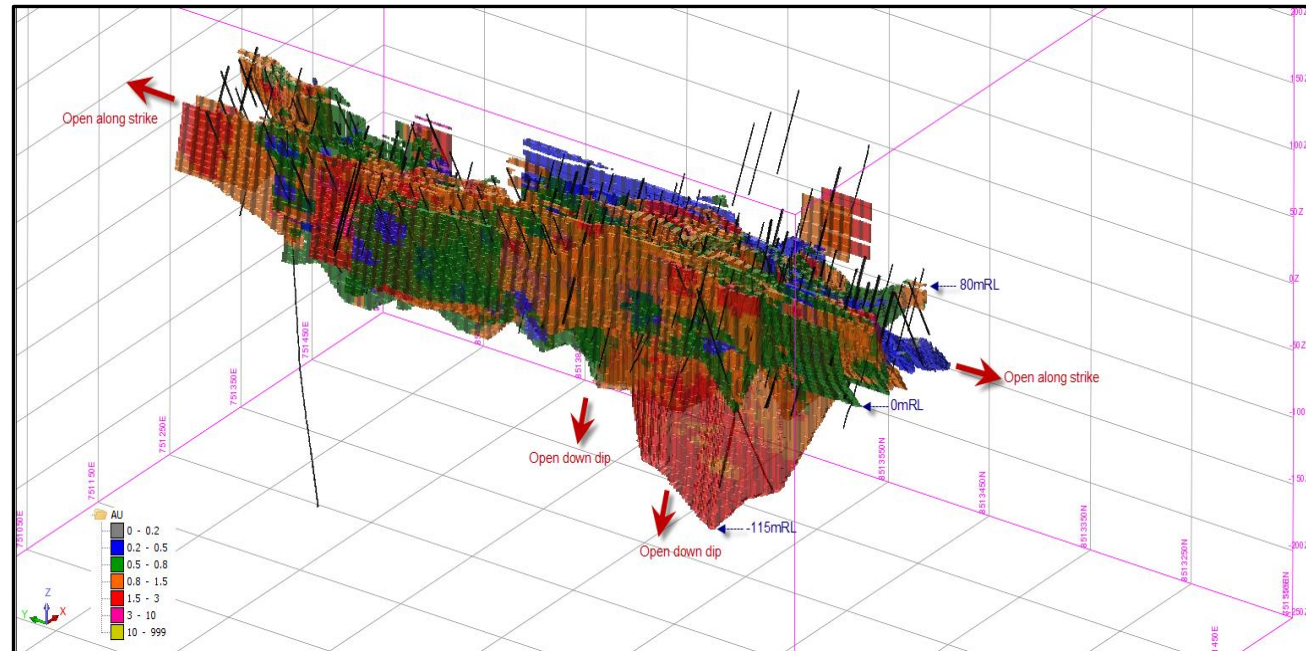
Bridge Creek Central, Northern Territory

- Inferred Mineral Resource Estimate (MRE) for the Bridge Creek Gold Project of 1.97Mt @ 1.12 Au g/t for 70,560 Ounces.
- The Bridge Creek deposit is situated within the Pine Creek Geosyncline, a tightly folded sequence of Lower Proterozoic rocks.

- Primary gold occurs in three distinct styles:
 1. In quartz-sulphide stockwork zones within pyritic and carbonaceous black shales (Gerowie Tuff).
 2. In quartz-sulphide impregnated shear zones at formation contacts.
 3. In quartz-sulphide veins within the Zamu Dolerite.



Cross Section through the Bridge Creek Deposit – 8,513,520mN



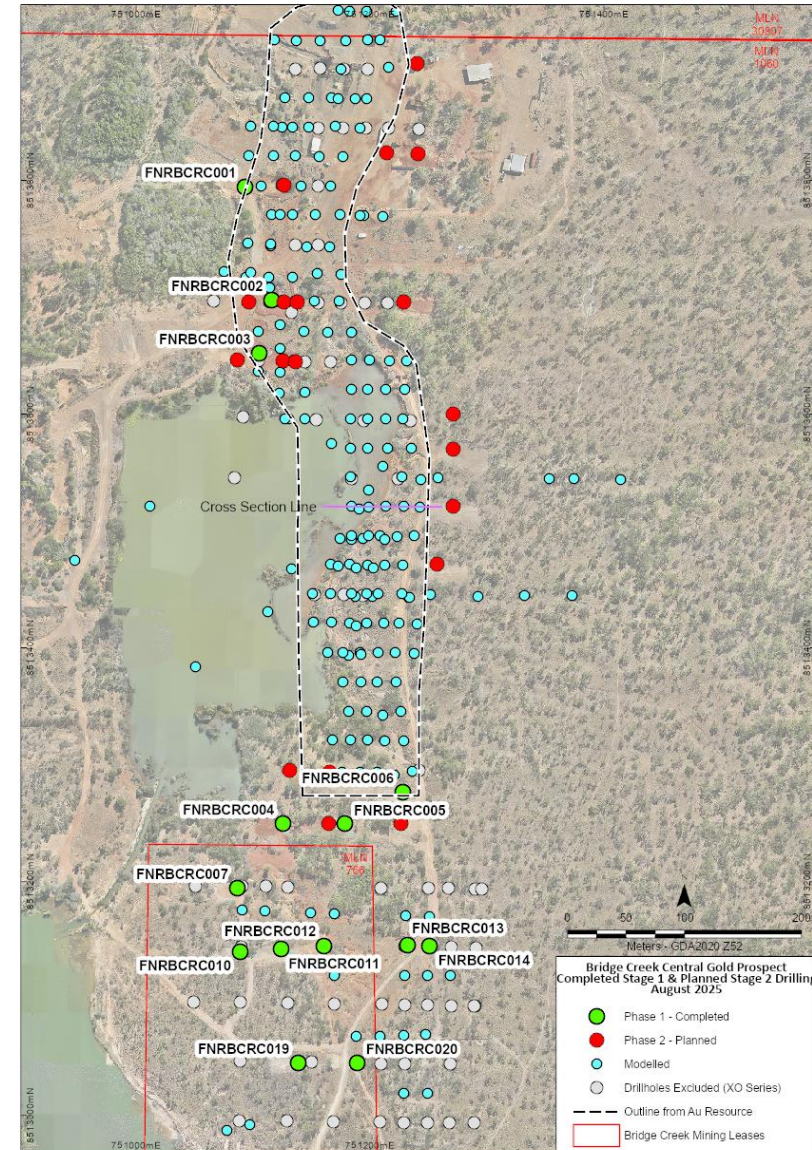
Oblique Resource Block Model View of Bridge Creek Gold Deposit

Bridge Creek Central, Northern Territory

- Exploration and infill drilling to date has confirmed historic data with follow up Phase 2 drilling to start in September.
- Phase two will target the Central and Southern Strike extensions from Phase 1.
- Targeting Down Dip extensions in and around historical drilling
- Continue QAQC Program to understand potential bias in currently **excluded** XO Series.

Highlights Include

- FNRBCR002: 2m @ 21.44 g/t from 14m & 12m @ 1.79g/t Au from 25m & 3m @ 2.80g/t Au from 58m & 11m @ 3.07g/t from 63m
- FNRBCR003: 1m @ 15.26g/t Au from 47m & 3m @ 2.27g/t Au from 64m
- FNRBCR004: 2m @ 2.92g.t Au from 4m
- FNRBCR007: 2m @ 1.75g/t Au from 73m
- FNRBCR010: 1m @ 2.69g/t Au from 58m
- FNRBCR012: 2m @ 2.56g/t Au from 32m
- FNRBCR013: 7m @ 1.07g/t Au from 15m
- FNRBCR015: 1m @ 4.60g/t Au from 51m
- FNRBCR019: 1m @ 6.28g/t Au from 87m



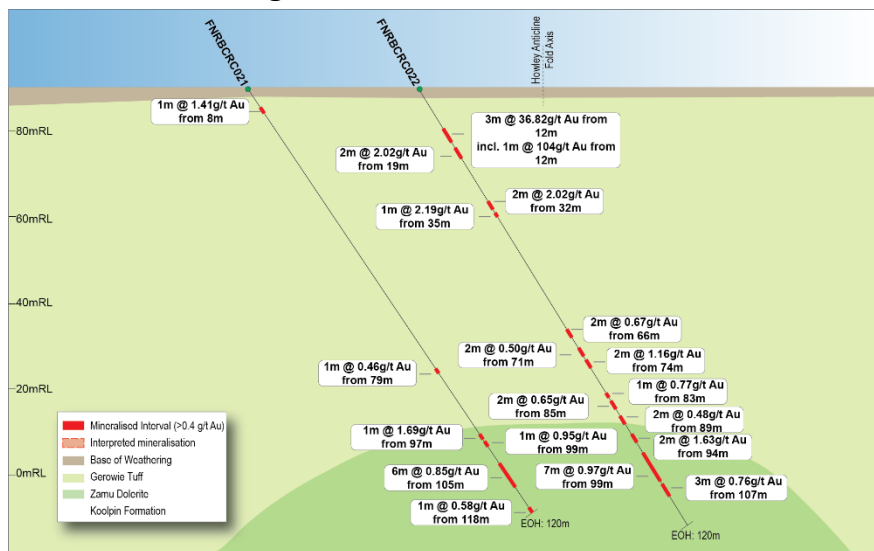
Bridge Creek South, Northern Territory

Bridge Creek South Project.

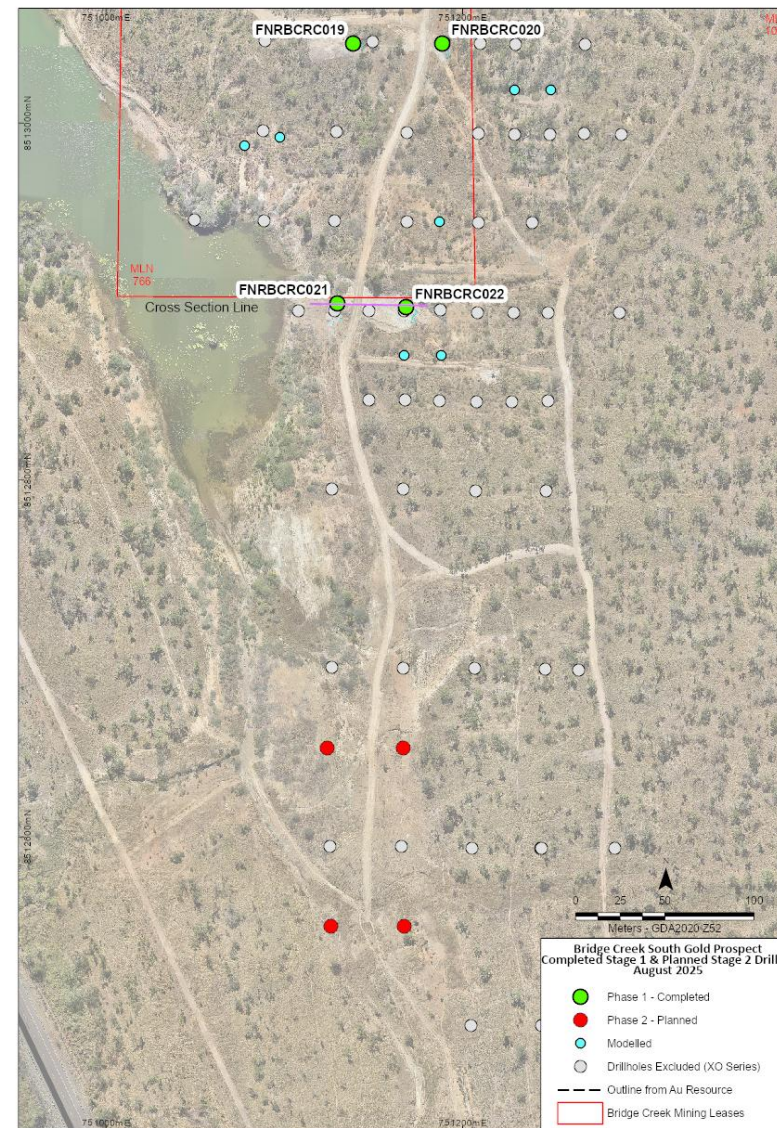
- Exploration drilling intersected promising gold bearing ore (FNRRC022), follow up drilling scheduled for Phase 2.
- Known ore body open along strike to the south and down dip.
- Phase 2 drilling designed to extend, and drill check historic data to the south. This could bring a significant data set back into FNR model.

Highlights Include

- FNRBCRC022: 3m @ 36.82g/t Au from 12m (incl. 1m @ 104g/t Au) & 1m @ 3.63g/t Au from 19m & 1m @ 3.63g/t Au from 32m & 6m @ 1.07g/t Au from 100m



Cross Section through the Bridge Creek Deposit – 8,512,900mN



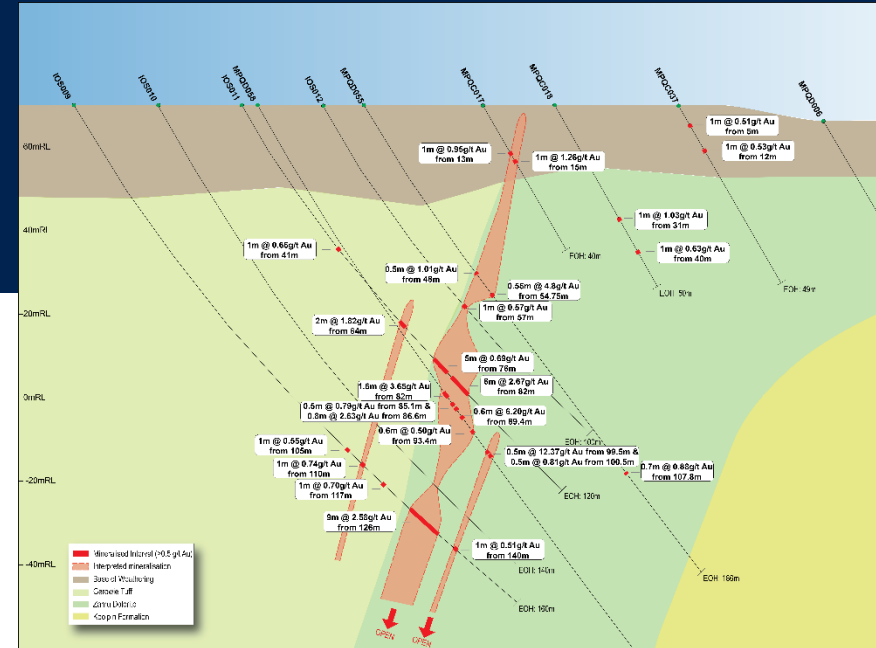
Bridge Creek South Gold Prospect
Completed Stage 1 & Planned Stage 2 Drilling
August 2025

Ios, Northern Territory

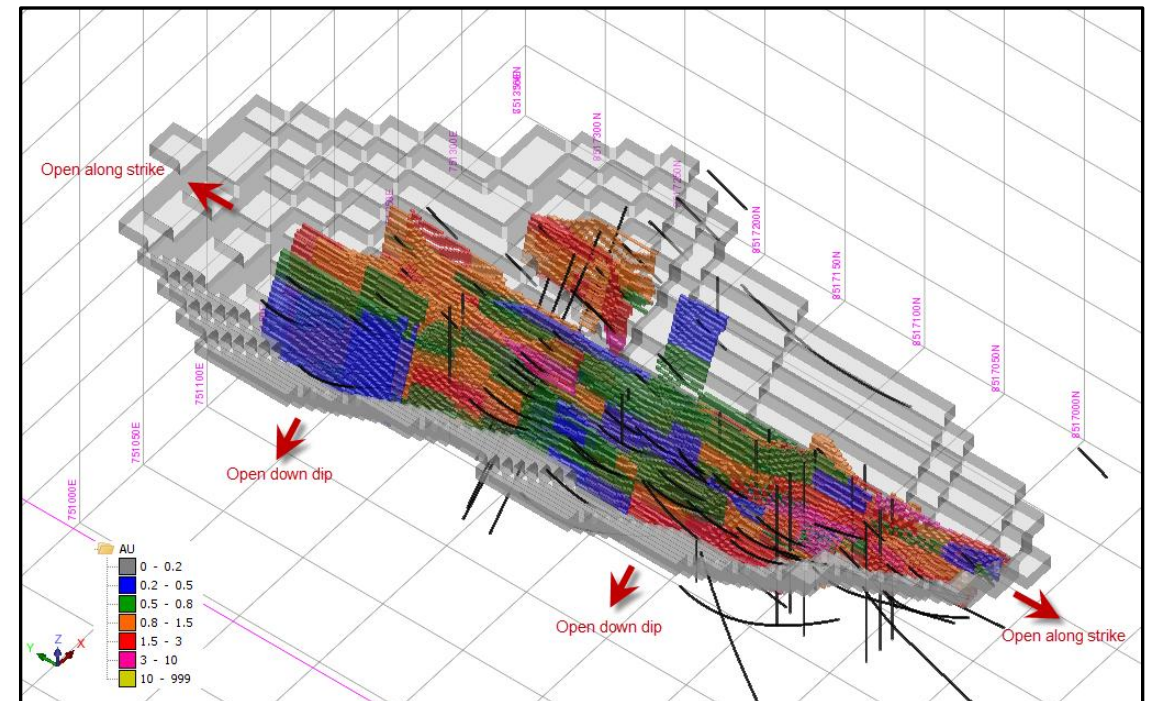
- The Ios Gold Project's mineralisation extends from near surface and remains open along strike and down dip, providing significant exploration upside.
- Ios is a continuation along strike of the Howley Anticline from Bridge Creek Project some 3.5km to the south.
- Inferred Mineral Resource Estimate (MRE) for the Ios Gold Project of 0.5Mt @ 1.49 Au g/t for 24,100 Ounces
- Majority of mineralisation contained within the Zamu Dolerite
- Infill drilling planned by FNQ.

Highlights Include

- IOS009 9m @ 2.58 g/t from 126m
- IOS014 19m @ 2.4 g/t from 55m
- MPQC113 47m @ 2.32 g/t from 8m
- MPQD055 48.5 @ 1.02 g/t from surface



Cross Section through the Ios Deposit – 8,516,980mN



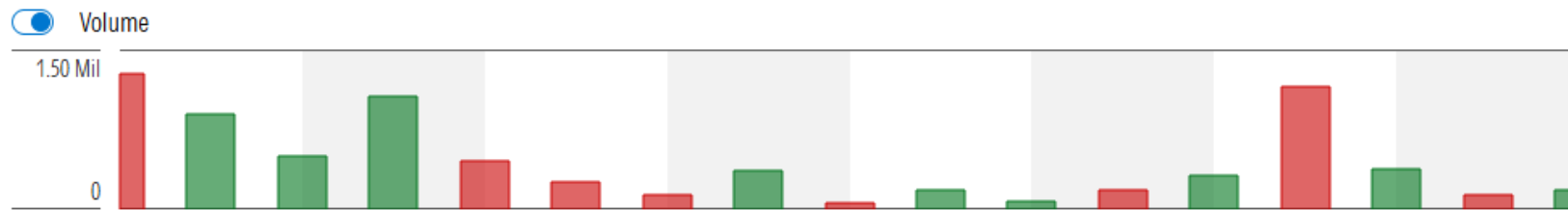
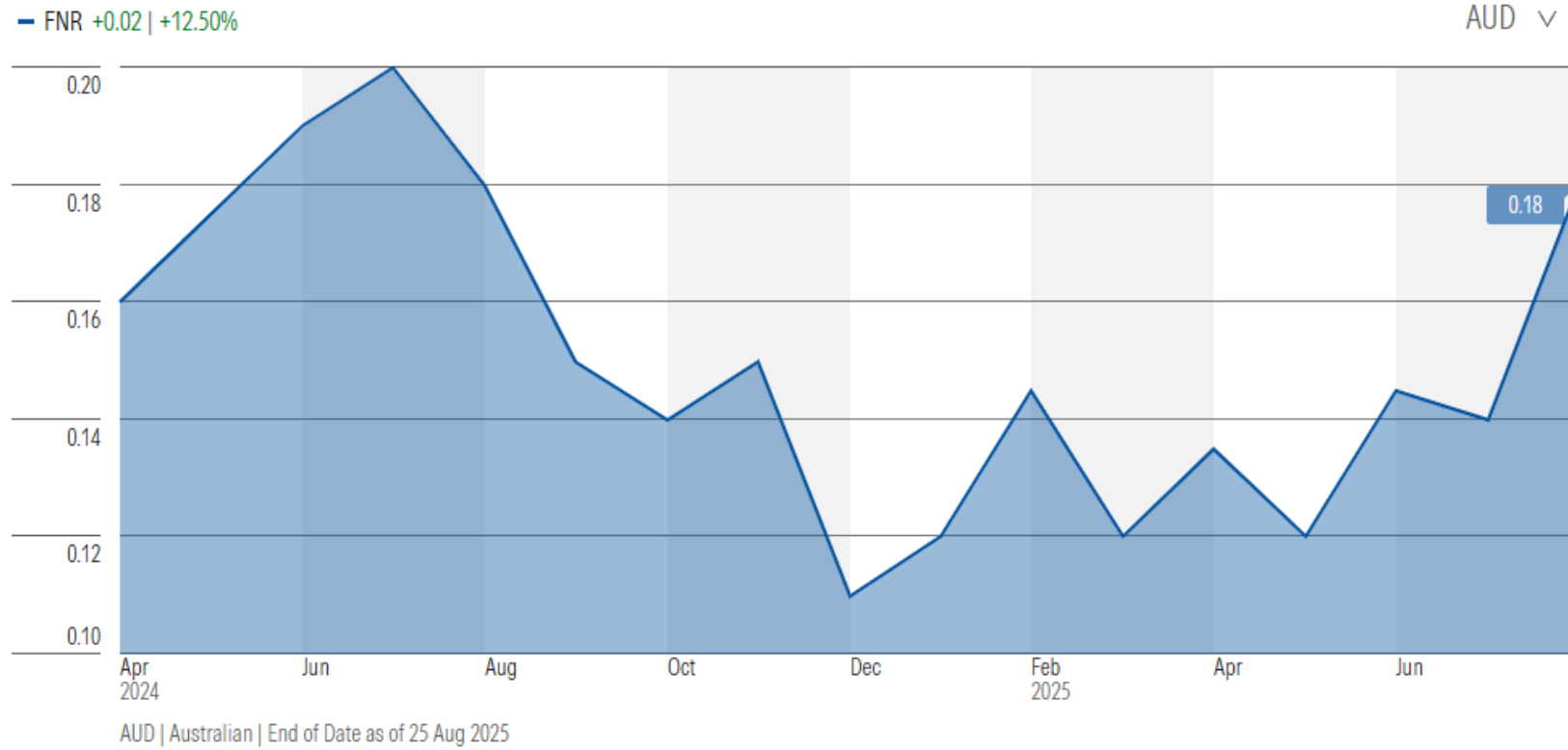
Oblique Resource Block Model View of Ios Gold Deposit

Strategic steps to increase the known resource at Bridge Creek.

Phase 1 results represent a significant validation of FNR's Bridge Creek & Ios project potential. The Company appears well-positioned with:

- 1. Resource growth potential:** The current 95koz Inferred Resource provides a solid base, with clear pathways for expansion along strike and at depth. Confirmation drilling at Bridge Creek South, could provide significant upside to the 95koz Inferred at Bridge Creek Central and IOS.
- 2. Project portfolio diversification:** Bridge Creek complements FNR's existing Empire Stockworks project in Queensland (0.82Mt @ 0.85g/t Au for 22,500 ounces), bringing the Company's total resource to 3.29Mt @ 1.14g/t Au for 117,160 ounces.
- 3. Clear forward strategy:** With Phase One drilling confirming historic data at Bridge Creek Central. FNR has outlined plans for continued targeted drilling aimed specifically at quickly increasing the resources at Bridge Creek. The process of drill checking the historical data is providing crucial data that could lead to a significant expansion of the project.
- 4. Stage 2 drilling :** Infill drilling planned by FNR to commence in September. Concentrating on the QAQC program at BC Central and extensions at BC South.
- 5. Strategic location:** The Northern Territory project benefits from reasonable proximity to infrastructure, with the deposit located approximately 125km SSE of Darwin between Adelaide River and Pine Creek.

Far Northern Resource Ltd (FNR)



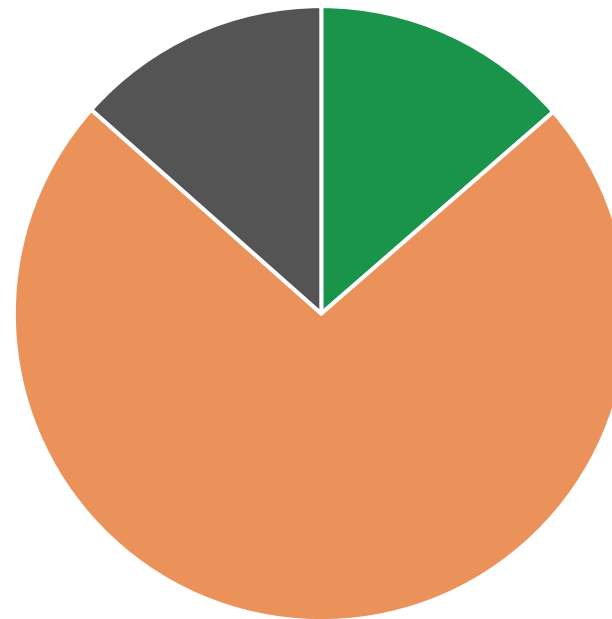
Corporate Snapshot

Balance Sheet

Shares on Issue	71,461,135
Options on Issue 25c exp 12 April 2026	700,000
Options on Issue 30c exp 30 June 2026	3,000,000
Option on Issue 25c exp 30 June 2026	4,000,000
Options on Issue 30c exp 12 April 2026	500,000
Option on Issue 25c exp 12 April 2026	1,050,000
Option on Issue 25c exp 12 April 2026	3,500,000
Market Cap @ 18.5	13,220,309
Cash at Bank	\$2.8m

Directors	11,255,645
Top 20	60,331,653
Retail	11,129,482
Escrow	31,195,309
Total Shares on Issue	71,461,135

Shareholder Overview



■ Directors & Management ■ Top 20 ■ Retail

Experienced Board of Directors



Nick Revell
Non Executive Director



Cameron Woodrow
Executive Director / CEO



Matthew Bashford
Executive Director / CFO

Appendix 1

FNR Summary of Mineral Resources

Project	Cut-off (g/t)	Indicated		Inferred			Total			
		Tonnes (Mt)	Grade (g/t)	Cut-off (g/t)	Tonnes (Mt)	Grade (g/t)	Cut-off (g/t)	Tonnes (Mt)	Grade (g/t)	Ounces (koz)
Empire Stockworks – Queensland	0.2	0.54	0.97	16.89	0.28	0.63	5.62	0.82	0.85	22.50
Bridge Creek - Northern Territory	0.5				1.97	1.12	70.56	1.97	1.12	70.56
Ios – Northern Territory	0.5				0.50	1.49	24.10	0.50	1.49	24.10
Total		0.54	0.97	16.89	2.75	1.14	100.28	3.29	1.11	117.16

Important Notices and Disclaimer

This presentation (Presentation), together with any information communicated by Far Northern Resources Ltd ACN 621 685 701 (the Company or FNR), in any presentation or discussion relating to this Presentation (collectively, Information) is confidential and has been prepared by the Company on the condition that it is for the exclusive information and use of the recipient. The Information is proprietary to the Company and may not be disclosed to any third party or used for any other purpose without the prior written consent of the Company. Except as otherwise expressly stated in this Presentation, the Company has not authorised any person to give any information or make any representation which is not contained in this Presentation. Any such information or representation not contained in this presentation must not be relied upon as having been authorised by, or on behalf of, the Company. The Presentation has been prepared as at 28 August 2025.

NOT AN OFFER

The information contained in the Presentation is for information purposes only. The Presentation does not comprise a prospectus, product disclosure statement or other offering document under Australian law (and will not be lodged with the Australian Securities and Investments Commission) or any other law. The Presentation also does not constitute or form part of any invitation, offer for sale or subscription or any solicitation for any offer to buy or subscribe for any securities nor shall they or any part of them form the basis of or be relied upon in connection therewith or act as any inducement to enter into any contract or commitment with respect to securities. In particular, the Presentation does not constitute an offer to sell or a solicitation to buy, securities in the United States of America.

NOT INVESTMENT ADVICE

The information contained in the Presentation is not investment or financial product advice and is not intended to be used as the basis for making an investment decision. Please note that, in providing the Presentation, the Company has not considered the objectives, financial position or needs of any particular recipient. The information contained in the Presentation is not a substitute for detailed investigation or analysis of any particular issue and does not purport to be all of the information that a person would need to make an assessment of the Company or its assets. Current and potential investors should seek independent advice before making any investment decisions in regard to the Company or FNR or its activities.

SUMMARY INFORMATION

The Presentation does not purport to be all inclusive or to contain all information about the Company or any of the assets, current or future, of the Company. The Presentation contains summary information about the Company and its activities which is current as at the date of the Presentation. The information in the Presentation is of a general nature and does not purport to contain all the information which a prospective investor may require in evaluating a possible investment in the Company or that would be required in a prospectus or product disclosure statement or other offering document prepared in accordance with the requirements of Australian law or the laws of any other jurisdiction, including the United States of America.

FORWARD LOOKING STATEMENTS

The Presentation includes “forward looking statements” within the meaning of securities laws of applicable jurisdictions. Forward looking statements can generally be identified by the use of the words “anticipate”, “believe”, “expect”, “project”, “forecast”, “estimate”, “likely”, “intend”, “should”, “could”, “may”, “target”, “plan” “guidance” and other similar expressions. Indications of, and guidance on, future earning or dividends and financial position and performance are also forward-looking statements. Such forward-looking statements are not guarantees of future performance and involve known and unknown risks, uncertainties and other factors, many of which are beyond the control of the Company and its officers, employees, agents or associates, that may cause actual results to differ materially from those expressed or implied in such statement. Actual results, performance or achievements may vary materially from any projections and forward-looking statements and the assumptions on which those statements are based. Given these uncertainties, recipients are cautioned to not place undue reliance on any forward-looking statement. Subject to any continuing obligations under applicable law the Company disclaims any obligation or undertaking to disseminate any updates or revisions to any forward-looking statements in this document to reflect any change in expectations in relation to any forward-looking statements or any change in events, conditions or circumstances on which any such statement is based.

JORC

The information in this Presentation that relates to Mineral Resource Estimates for Empire Stockworks and Bridge Creek is based on information previously disclosed in the following Company ASX Announcements available from the ASX website www.asx.com.au:

- Far Northern Resources Limited (FNR) ASX Announcement 10 April 2024 – Prospectus

The information in this Presentation that relates to exploration results is based on information previously disclosed in the following Company ASX Announcements that are all available from the ASX website www.asx.com.au:

- 15 April 2024: Exciting High-Grade Gold & Base Metals at Empire Project.
- 12 June 2024: Empire IP Results.
- 15 July 2024: Drilling has commenced at IRGS projects on ML 20380.
- 13 August 2024: North Queensland Exploration Update.
- 13 September 2024: Amendment to Empire Project Announcement.
- 9 January 2025: The Rocks Reef Project – Chillagoe North Queensland.
- 8 April 2025: Drilling to Commence on Bridge Creek Mining Lease with exceptional gold intercepts from Historical Drilling.
- 1 May 2025: Phase One of Bridge Creek Drilling Program Completed.
- 22 May 2025: Bridge Creek Phase 1 Assay Composites Received.
- 24 June 2025: Bridge Creek Phase 1 Assays.
- 3 July 2025: Ios Projects Historical Results
- 6 Aug 2025: Ios Gold Project Inferred Mineral Resource

The Company confirms that it is not aware of any new information or data that materially affects the information included in this market announcement and, in the case of Mineral Resource Estimates, all material assumptions and technical parameters underpinning the estimates continue to apply and have not materially changed. The form and context in which Competent Person’s findings are presented have not been materially modified.

It is a requirement of the ASX Listing Rules that the reporting of ore reserves and mineral resources in Australia comply with the Joint Ore Reserves Committee’s Australasian Code for Reporting of Mineral Resources and Ore Reserves (“JORC Code”). Investors outside Australia should note that while mineral resource estimates of the Company in this document comply with the JORC Code (such JORC Code-compliant mineral resources being “Mineral Resources”), they may not comply with the relevant guidelines in other countries and, in particular, do not comply with Item 1300 of Regulation S-K, which governs disclosures of mineral reserves in registration statements filed with the SEC. Information contained in this document describing mineral deposits may not be comparable to similar information made public by companies subject to the reporting and disclosure requirements of U.S. securities laws.



Contact



0405 424246



info@farnorthernresources.com



farnorthernresources.com