



Online AGM Guide

Annual General Meeting

Friday 15 August 2025 – 2:00pm



OFX is hosting its 2025 Annual General Meeting in hybrid format

You are invited to attend virtually via Zoom and below details the step-by-step instructions to register and join.

Step 1

Register to attend the AGM

Register to attend virtually via our Zoom Webinar:

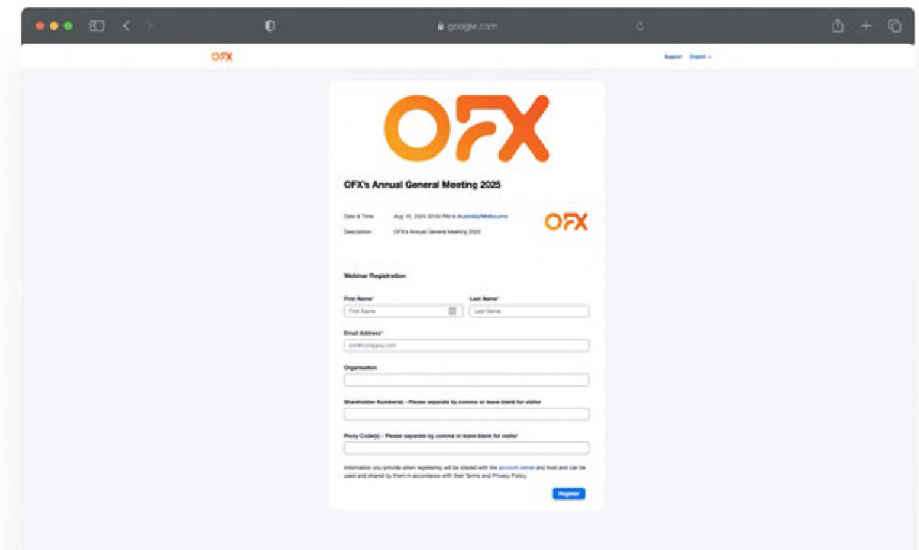
https://ofx.zoom.us/webinar/register/WN_KXfEwXR7RdeH1fbTvsqsOw

Anyone can join OFX's Annual General Meeting (AGM) however only shareholders and proxyholders are able to vote or ask questions.

If you are a shareholder or a proxyholder, please ensure that you enter your Security Holder Reference Number (SRN), Holder Identification Number (HIN) or proxy code (provided by MUFG Corporate Markets) on the registration page. If you do not, you will not be able to ask questions or vote during the AGM.

After registering, you will receive an email with details of how to join the AGM, including your own unique joining link. If you do not receive an email, please complete the registration form again.

Contact agm@ofx.com for support.

A screenshot of a web browser displaying the OFX Annual General Meeting 2025 registration form. The form is titled "OFX's Annual General Meeting 2025" and includes the OFX logo. It specifies the date and time as "Aug 19, 10AM-12:30PM AEST (Auckland/Melbourne)" and the description as "OFX's Annual General Meeting 2025". The registration form fields include: "First Name*", "Last Name*", "Email Address*" (with a dropdown menu showing "ofx@ofx.com"), "Organisation", "Registration Number*" (with a note "Please complete for voting or leave blank for visitor"), and "Proxy Code*" (with a note "Please complete if you are a proxyholder or leave blank for visitor"). At the bottom, there is a small disclaimer about the use of personal information and a "Register" button.

Step 2

Download and install the Zoom App

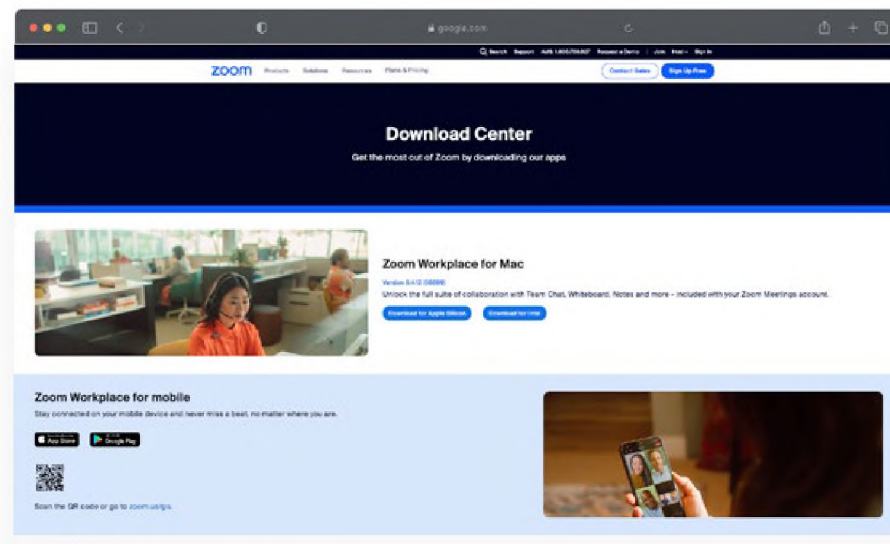
If you already have Zoom installed on your device, you can skip this step.

Visit <https://zoom.us/download> on any device.

or

Search Zoom Client Meetings in any browser, iOS App Store or Google Play Store.

If you are unable to install Zoom App on your device, you can join the AGM by telephone by dialing in the meeting using the dial-in details listed in your registration email. If you join by telephone, you will not be able to vote during the AGM.



Step 3

Access your invitation email

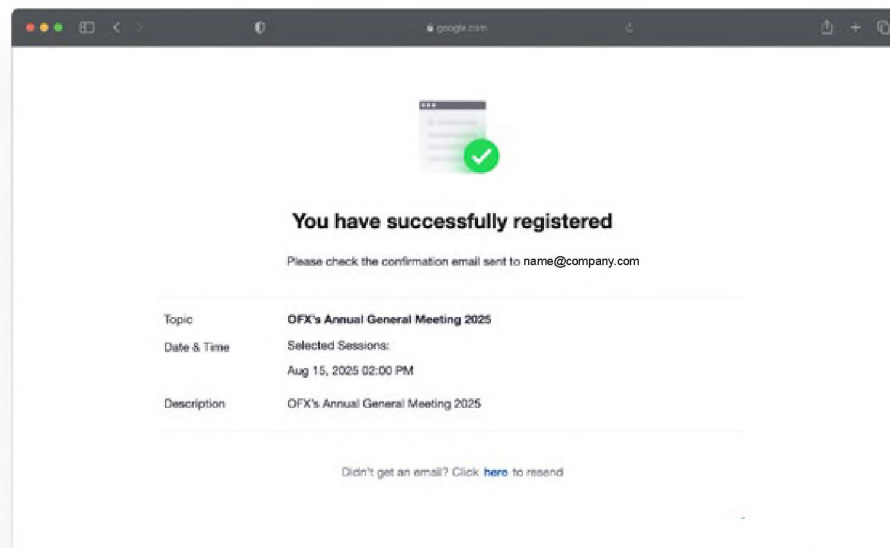
Following registration, you will receive an invitation email with all the details you need to join OFX's AGM on 15 August 2025 at 2:00pm AEST, including:

- your own unique link to join the webinar; and
- call numbers for telephone, if required.

What to do if you don't receive your invitation email

If you don't receive your invitation email, please complete the registration process again.

Contact agm@ofx.com for support.



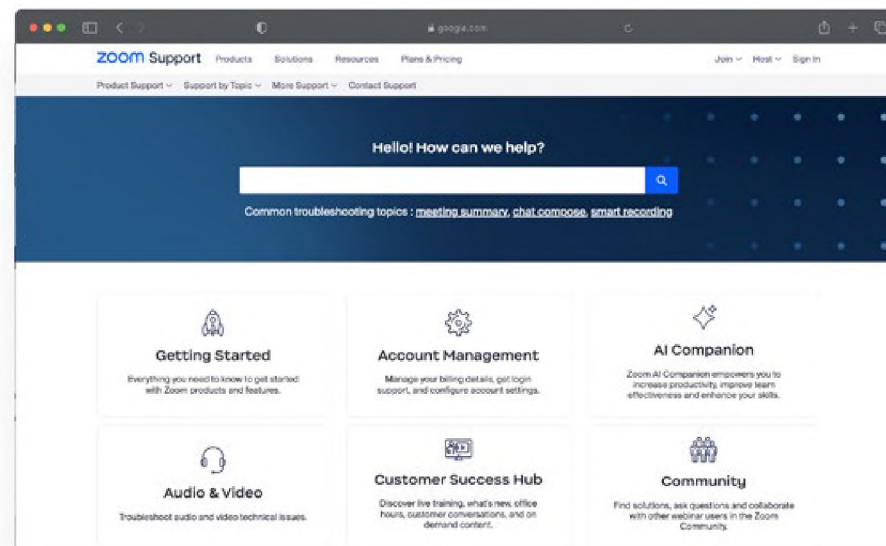
Step 4

Test your Zoom App prior to the AGM

The AGM is scheduled to commence at 2:00pm on 15 August 2025. You can test your Zoom App by clicking on the link in your invitation email or by launching Zoom directly on your device.

For technical issues, please visit the Zoom Help Centre: support.zoom.com.

If you are unable to resolve your issue via the Zoom Help Centre, please email agm@ofx.com and provide details of the issue so that we can assist.



Step 5

Join the AGM on Friday 15 August 2025 prior to 2:00pm

Join the AGM by clicking on the your unique joining link in your invitation email.

You will receive a reminder email with details of the AGM, including how to join, one day before the AGM.

We recommend you join the AGM at least 10 minutes before the commencement, to ensure you can connect and to resolve any potential technical issues.

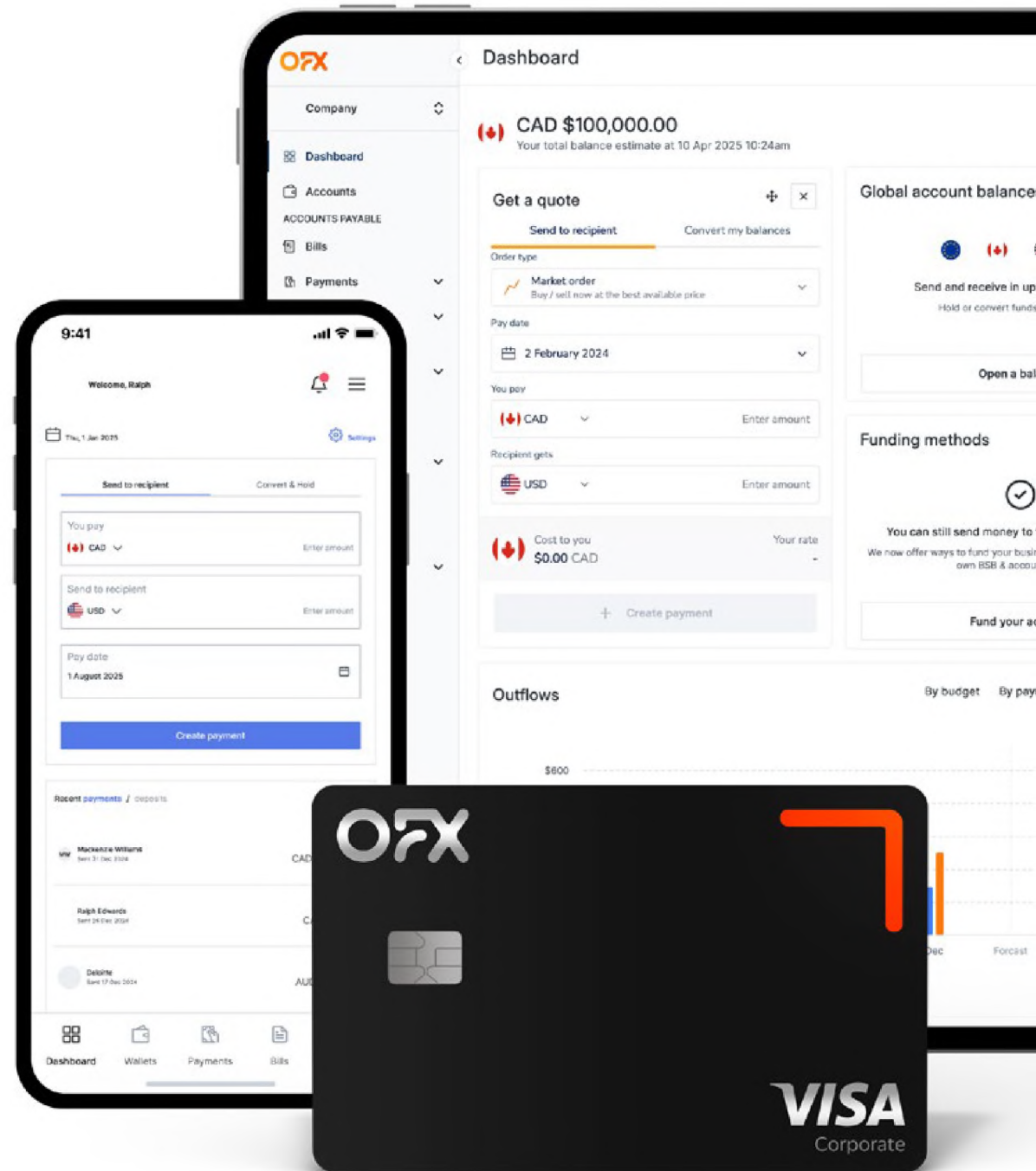
Support for connectivity will not be provided after the commencement of the AGM. If you are unable to join via Zoom, please refer to your invitation email which has dial-in numbers to enable you to join by telephone.

Location	Date and time
Sydney (Australia)	Friday 15 August 2025 at 2:00pm
Auckland (New Zealand)	Friday 15 August 2025 at 4:00pm
Hong Kong	Friday 15 August 2025 at noon
London (England)	Friday 15 August 2025 at 5:00am
Toronto (Canada)	Friday 15 August 2025 at midnight
Edmonton (Canada)	Thursday 14 August 2025 at 10:00pm
San Francisco (USA)	Thursday 14 August 2025 at 9:00pm
Singapore	Friday 15 August 2025 at noon
Dublin (Ireland)	Friday 15 August 2025 at 5:00am

What to do if you have problems joining the AGM

1. Try restarting your Zoom App.
2. Revisit your invitation email and ensure you are selecting the correct link to join.
3. Try another device such as your smartphone. Zoom works on both iPhone and Android devices:
 - Apple – visit the App Store.
 - Android – visit the Google Play Store.
4. Dial into the AGM by phone on the global phone numbers provided in your invitation email.
5. Contact OFX at agm@ofx.com.

For urgent issues on the day of the AGM, call +61 2 8667 9160. Only limited support can be provided once the AGM commences.



Asking questions during the Annual General Meeting

Shareholders or proxyholders who have provided their SRN, HIN number or proxy code when registering can ask questions during the AGM. Questions from attendees who have not provided their shareholder or proxy details will not be answered.

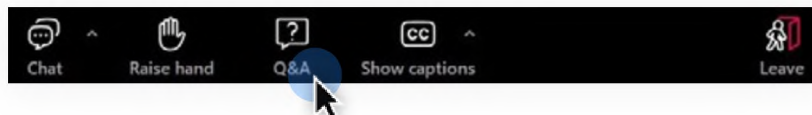
You can submit a question to the management/board online by typing it in the Q&A box at any time during the AGM, or you can ask a question verbally during the AGM.

Not all questions are guaranteed to be answered during the AGM, but we will do our best to address your concerns.

Step 1

Select the Q&A button in the menu bar

Navigate to the lowest section of your Zoom window and the bottom menu bar will appear. Click on the Q&A button, shown below:



Step 2

Complete the question card

Enter your full name, your shareholder number/proxy code and either:

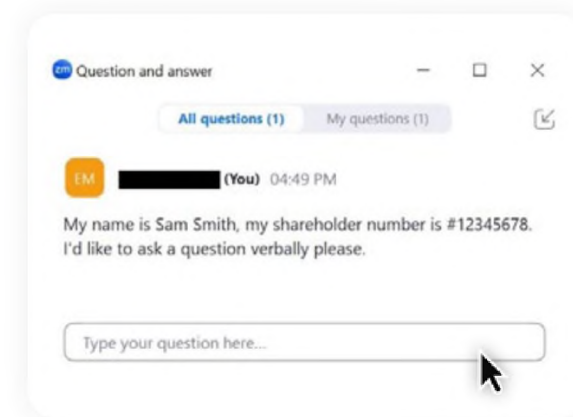
- type your question into the space provided; or
- indicate you will ask your question verbally.

As only shareholders and proxyholders can ask questions, your name and SRN, HIN number or proxy code must be validated before your question can be asked.

Asking your question verbally during the AGM

If you would like to ask your question verbally during the AGM, at the appropriate time, the moderator will indicate directly to you via the Question and Answer box that you can ask your question and your microphone will be turned on enabling you to ask your question.

If your question can not be heard, the moderator will ask you to type your question into the Question and Answer box and the moderator will ask the question on your behalf.



Voting during the Annual General Meeting

Shareholders or proxyholders who have not previously voted are able to cast their vote at any time between the start of voting and the closure of voting as announced by the Chair during the AGM.

Please ensure you have provided your SRN, HIN number or proxy code when registering your attendance otherwise your vote will not be valid. You will cast your vote on the voting card via the Zoom Poll.

If you have already voted using the Voting/Proxy Form prior to the AGM and vote again using the voting card during the AGM, your prior vote will not be valid.

Step 1

Complete the voting card

During the AGM, the Chair will indicate that the voting is open and the voting card will be shown.

The voting card can be repositioned on your screen.

There are 6 items to be voted on by shareholders at the AGM as set out in the Notice of Meeting. In order to submit your voting card you must select one of the following options for each item:

- For
- Against
- Abstain

Please use the scroll bar on the right-hand side of the voting card to view and respond to all items on the voting card.

Step 2

Submit your vote

After completing all items in the vote, please click the Submit button at the bottom of the voting card.

OFX Annual General Meeting - Shareholder & Proxy

2. Item 2. Re-election of Ms Connie Carnabuci (Single choice) *

- ☐ For
- ☐ Against
- ☐ Abstain

3. Item 3. Re-election of Mrs Patricia Cross (Single choice) *

- ☐ For
- ☐ Against
- ☐ Abstain